


<p>ASM1744A/0.D03</p>	<p>Cooking chamber</p>	
<p>ASM1770A/0.D03</p>	<p>External cover</p>	
<p>ASM3006A/0.D03</p>	<p>Door</p>	
<p>ASM3334A/0.D01</p>	<p>Electrical system</p>	

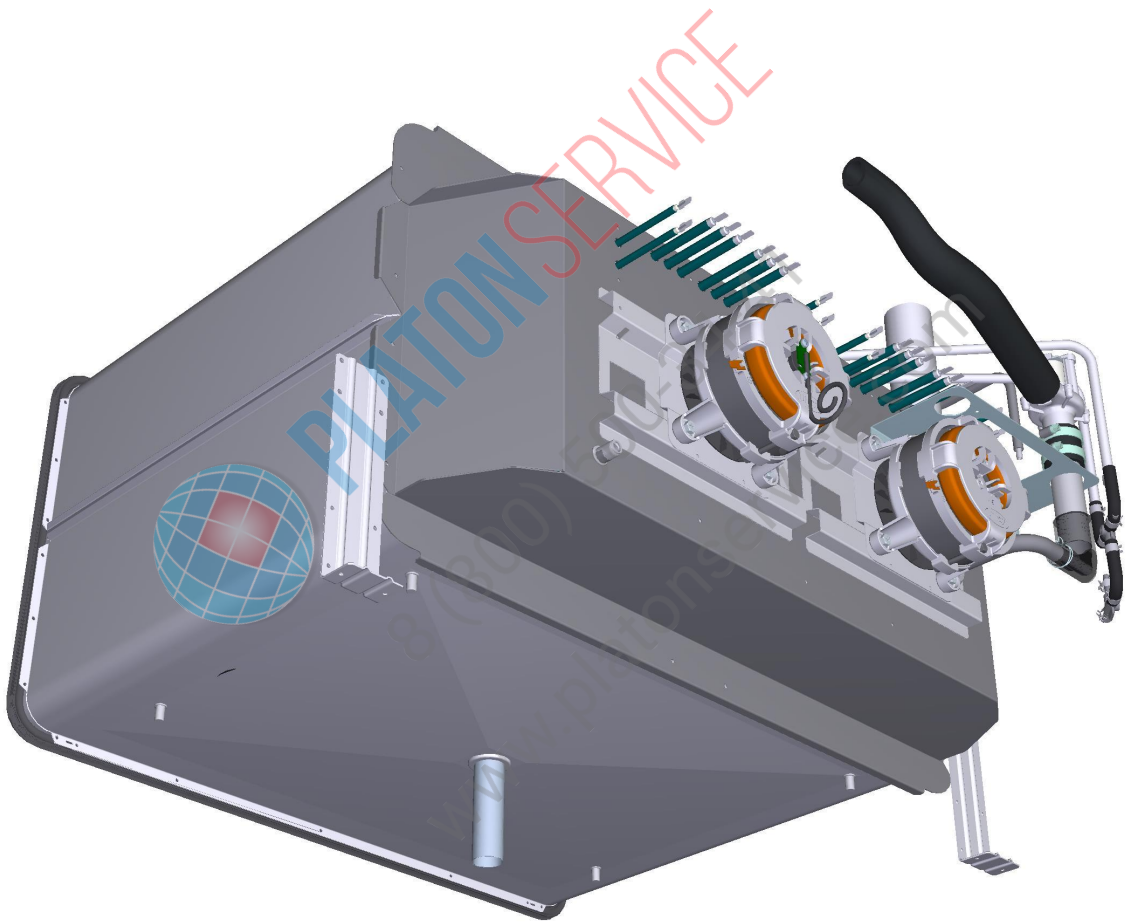







PLATON SERVICE  
 8 (800) 500-34-41  
 www.platonservice.com



ASM1744A/0.D03 - Cooking chamber






ASM1744A/0.D03 - Cooking chamber



0G1599A	XEBC-04EU-E FAN GUARD PARTITION		0G1599A0	XEBC-04EU-E FAN GUARD PARTITION																									
0H2551A	XBC/XVC ST.STEEL DRAIN COVER		K0H2551A	DRAIN COVER KIT	<table border="1"> <tr> <td>0H2551A0</td> <td>XBC/XVC ST.STEEL DRAIN COVER</td> <td>1.000</td> <td>PZ</td> </tr> <tr> <td>VM1224A0</td> <td></td> <td>150.000</td> <td>MM</td> </tr> </table>	0H2551A0	XBC/XVC ST.STEEL DRAIN COVER	1.000	PZ	VM1224A0		150.000	MM																
0H2551A0	XBC/XVC ST.STEEL DRAIN COVER	1.000	PZ																										
VM1224A0		150.000	MM																										
0H2730A	ZINC PLATED MUFFLE SUPPORT BRACKET		0H2730A1	ZINC PLATED MUFFLE SUPPORT BRACKET																									
0H7449A	MM GAS VENTURI COLLECT PIPE FIXING PLATE		0H7449A0	MM GAS VENTURI COLLECT PIPE FIXING PLATE																									
PE1710B	MOTOR REVOLUTION AND DIRECTION SENSO		KPE1710B	MOTOR REVOLUTIONS SENSOR KIT	<table border="1"> <tr> <td>IC1298A0</td> <td></td> <td>1.000</td> <td>PC</td> </tr> <tr> <td>PE1710B1</td> <td>MOTOR REVOLUTION AND DIRECTION SENSOR</td> <td>1.000</td> <td>PC</td> </tr> <tr> <td>SC1015A0</td> <td></td> <td>1.000</td> <td>PC</td> </tr> <tr> <td>VE1550A0</td> <td>5X3 MM NEODYMIUM MAGNET</td> <td>1.000</td> <td>PC</td> </tr> <tr> <td>VI1966A0</td> <td>M4X14 FLATHEAD SCREW</td> <td>1.000</td> <td>PC</td> </tr> <tr> <td>VM1635A0</td> <td>MAGNET HOLDING DIS</td> <td>1.000</td> <td>PC</td> </tr> </table>	IC1298A0		1.000	PC	PE1710B1	MOTOR REVOLUTION AND DIRECTION SENSOR	1.000	PC	SC1015A0		1.000	PC	VE1550A0	5X3 MM NEODYMIUM MAGNET	1.000	PC	VI1966A0	M4X14 FLATHEAD SCREW	1.000	PC	VM1635A0	MAGNET HOLDING DIS	1.000	PC
IC1298A0		1.000	PC																										
PE1710B1	MOTOR REVOLUTION AND DIRECTION SENSOR	1.000	PC																										
SC1015A0		1.000	PC																										
VE1550A0	5X3 MM NEODYMIUM MAGNET	1.000	PC																										
VI1966A0	M4X14 FLATHEAD SCREW	1.000	PC																										
VM1635A0	MAGNET HOLDING DIS	1.000	PC																										



VE1550A	5X3 MM NEODYMIUM MAGNET		KVM2587B	BIG OVEN PUSH-TO-CLOSE RIGHT HANDLE PIN	<table border="1"> <tr> <td>0H8033A0</td> <td>BIG HANDLE FIXING WASHER</td> <td>1.000</td> <td>PZ</td> </tr> <tr> <td>VE1550A0</td> <td>5X3 MM NEODYMIUM MAGNET</td> <td>2.000</td> <td>PZ</td> </tr> <tr> <td>VI1101A0</td> <td>M5X20 TSP-EI ST.STEEL DIN 7991 SCREW</td> <td>1.000</td> <td>PZ</td> </tr> <tr> <td>VM2587B0</td> <td>BIG OVEN PUSH-TO-CLO SE RIGHT HANDLE PIN</td> <td>1.000</td> <td>PZ</td> </tr> </table>	0H8033A0	BIG HANDLE FIXING WASHER	1.000	PZ	VE1550A0	5X3 MM NEODYMIUM MAGNET	2.000	PZ	VI1101A0	M5X20 TSP-EI ST.STEEL DIN 7991 SCREW	1.000	PZ	VM2587B0	BIG OVEN PUSH-TO-CLO SE RIGHT HANDLE PIN	1.000	PZ												
			0H8033A0	BIG HANDLE FIXING WASHER	1.000	PZ																											
VE1550A0	5X3 MM NEODYMIUM MAGNET	2.000	PZ																														
VI1101A0	M5X20 TSP-EI ST.STEEL DIN 7991 SCREW	1.000	PZ																														
VM2587B0	BIG OVEN PUSH-TO-CLO SE RIGHT HANDLE PIN	1.000	PZ																														
KPE1710B	MOTOR REVOLUTIONS SENSOR KIT	<table border="1"> <tr> <td>IC1298A0</td> <td></td> <td>1.000</td> <td>PC</td> </tr> <tr> <td>PE1710B1</td> <td>MOTOR REVOLUTION AND DIRECTION SENSOR</td> <td>1.000</td> <td>PC</td> </tr> <tr> <td>SC1015A0</td> <td></td> <td>1.000</td> <td>PC</td> </tr> <tr> <td>VE1550A0</td> <td>5X3 MM NEODYMIUM MAGNET</td> <td>1.000</td> <td>PC</td> </tr> <tr> <td>VI1966A0</td> <td>M4X14 FLATHEAD SCREW</td> <td>1.000</td> <td>PC</td> </tr> <tr> <td>VM1635A0</td> <td>MAGNET HOLDING DIS</td> <td>1.000</td> <td>PC</td> </tr> </table>	IC1298A0		1.000	PC	PE1710B1	MOTOR REVOLUTION AND DIRECTION SENSOR	1.000	PC	SC1015A0		1.000	PC	VE1550A0	5X3 MM NEODYMIUM MAGNET	1.000	PC	VI1966A0	M4X14 FLATHEAD SCREW	1.000	PC	VM1635A0	MAGNET HOLDING DIS	1.000	PC							
IC1298A0		1.000	PC																														
PE1710B1	MOTOR REVOLUTION AND DIRECTION SENSOR	1.000	PC																														
SC1015A0		1.000	PC																														
VE1550A0	5X3 MM NEODYMIUM MAGNET	1.000	PC																														
VI1966A0	M4X14 FLATHEAD SCREW	1.000	PC																														
VM1635A0	MAGNET HOLDING DIS	1.000	PC																														
KMG1096A	BIG-L PUSH-TO-CLOSE LEFT HANDLE KIT				<table border="1"> <tr> <td>0H8033A0</td> <td>BIG HANDLE FIXING WASHER</td> <td>1.000</td> <td>PZ</td> </tr> <tr> <td>JEM0657A0</td> <td></td> <td>1.000</td> <td>PZ</td> </tr> <tr> <td>VE1550A0</td> <td>5X3 MM NEODYMIUM MAGNET</td> <td>2.000</td> <td>PZ</td> </tr> <tr> <td>VI1074A0</td> <td>4X16 SCREW FOR PLASTIC</td> <td>4.000</td> <td>PZ</td> </tr> <tr> <td>VI1101A0</td> <td>M5X20 TSP-EI ST.STEEL DIN 7991 SCREW</td> <td>1.000</td> <td>PZ</td> </tr> <tr> <td>VM2615A0</td> <td>HANDLE FIXING COVER</td> <td>1.000</td> <td>PZ</td> </tr> <tr> <td>VM2620A0</td> <td>BIG OVEN LEFT HANDLE PUSH-TO-CLO SE LATCH</td> <td>1.000</td> <td>PZ</td> </tr> </table>	0H8033A0	BIG HANDLE FIXING WASHER	1.000	PZ	JEM0657A0		1.000	PZ	VE1550A0	5X3 MM NEODYMIUM MAGNET	2.000	PZ	VI1074A0	4X16 SCREW FOR PLASTIC	4.000	PZ	VI1101A0	M5X20 TSP-EI ST.STEEL DIN 7991 SCREW	1.000	PZ	VM2615A0	HANDLE FIXING COVER	1.000	PZ	VM2620A0	BIG OVEN LEFT HANDLE PUSH-TO-CLO SE LATCH	1.000	PZ
			0H8033A0	BIG HANDLE FIXING WASHER	1.000	PZ																											
			JEM0657A0		1.000	PZ																											
			VE1550A0	5X3 MM NEODYMIUM MAGNET	2.000	PZ																											
			VI1074A0	4X16 SCREW FOR PLASTIC	4.000	PZ																											
			VI1101A0	M5X20 TSP-EI ST.STEEL DIN 7991 SCREW	1.000	PZ																											
			VM2615A0	HANDLE FIXING COVER	1.000	PZ																											
			VM2620A0	BIG OVEN LEFT HANDLE PUSH-TO-CLO SE LATCH	1.000	PZ																											

VE1550A	5X3 MM NEODYMIUM MAGNET		KMG1095A	BIG-L PUSH-TO-CLOSE RIGHT HANDLE KIT	<table border="1"> <tr> <td>0H8033A0</td> <td>BIG HANDLE FIXING WASHER</td> <td>1.000</td> <td>PZ</td> </tr> <tr> <td>JEM0656A0</td> <td>MG1095A0 BIG PUSH-TO-CLO SE RIGHT HANDLE</td> <td>1.000</td> <td>PZ</td> </tr> <tr> <td>VE1550A0</td> <td>5X3 MM NEODYMIUM MAGNET</td> <td>2.000</td> <td>PZ</td> </tr> <tr> <td>V11074A0</td> <td>4X16 SCREW FOR PLASTIC</td> <td>4.000</td> <td>PZ</td> </tr> <tr> <td>V11101A0</td> <td>M5X20 TSP-EI ST.STEEL DIN 7991 SCREW</td> <td>1.000</td> <td>PZ</td> </tr> <tr> <td>VM2587B0</td> <td>BIG OVEN PUSH-TO-CLO SE RIGHT HANDLE PIN</td> <td>1.000</td> <td>PZ</td> </tr> <tr> <td>VM2615A0</td> <td>HANDLE FIXING COVER</td> <td>1.000</td> <td>PZ</td> </tr> </table>	0H8033A0	BIG HANDLE FIXING WASHER	1.000	PZ	JEM0656A0	MG1095A0 BIG PUSH-TO-CLO SE RIGHT HANDLE	1.000	PZ	VE1550A0	5X3 MM NEODYMIUM MAGNET	2.000	PZ	V11074A0	4X16 SCREW FOR PLASTIC	4.000	PZ	V11101A0	M5X20 TSP-EI ST.STEEL DIN 7991 SCREW	1.000	PZ	VM2587B0	BIG OVEN PUSH-TO-CLO SE RIGHT HANDLE PIN	1.000	PZ	VM2615A0	HANDLE FIXING COVER	1.000	PZ
0H8033A0	BIG HANDLE FIXING WASHER	1.000	PZ																														
JEM0656A0	MG1095A0 BIG PUSH-TO-CLO SE RIGHT HANDLE	1.000	PZ																														
VE1550A0	5X3 MM NEODYMIUM MAGNET	2.000	PZ																														
V11074A0	4X16 SCREW FOR PLASTIC	4.000	PZ																														
V11101A0	M5X20 TSP-EI ST.STEEL DIN 7991 SCREW	1.000	PZ																														
VM2587B0	BIG OVEN PUSH-TO-CLO SE RIGHT HANDLE PIN	1.000	PZ																														
VM2615A0	HANDLE FIXING COVER	1.000	PZ																														
GN1326A	ELEMENT SEALING		KRS1261A	122W MOTOR BREAKING ELEMENT KIT	<table border="1"> <tr> <td>GN1326A1</td> <td>ELEMENT SEALING</td> <td>1.000</td> <td>PC</td> </tr> <tr> <td>IC1304A0</td> <td></td> <td>1.000</td> <td>PC</td> </tr> <tr> <td>NA1100A0</td> <td></td> <td>1.000</td> <td>PC</td> </tr> <tr> <td>RS1261A0</td> <td>BAKERLUXCH EFLUX MOTOR BREAKING ELEMENT</td> <td>1.000</td> <td>PC</td> </tr> <tr> <td>SL1045A0</td> <td>S57 BLACK SILICONE - 80ml CARTRIDGE</td> <td>1.000</td> <td>PC</td> </tr> <tr> <td>V11220A1</td> <td>4,2x12 TCB SELF-TAPPIN G SCREW</td> <td>2.000</td> <td>PC</td> </tr> <tr> <td>VM2147A0</td> <td></td> <td>1.000</td> <td>PC</td> </tr> </table>	GN1326A1	ELEMENT SEALING	1.000	PC	IC1304A0		1.000	PC	NA1100A0		1.000	PC	RS1261A0	BAKERLUXCH EFLUX MOTOR BREAKING ELEMENT	1.000	PC	SL1045A0	S57 BLACK SILICONE - 80ml CARTRIDGE	1.000	PC	V11220A1	4,2x12 TCB SELF-TAPPIN G SCREW	2.000	PC	VM2147A0		1.000	PC
GN1326A1	ELEMENT SEALING	1.000	PC																														
IC1304A0		1.000	PC																														
NA1100A0		1.000	PC																														
RS1261A0	BAKERLUXCH EFLUX MOTOR BREAKING ELEMENT	1.000	PC																														
SL1045A0	S57 BLACK SILICONE - 80ml CARTRIDGE	1.000	PC																														
V11220A1	4,2x12 TCB SELF-TAPPIN G SCREW	2.000	PC																														
VM2147A0		1.000	PC																														
			KRS1095A	1.2kW HEATING ELEMENT KIT	<table border="1"> <tr> <td>GN1326A1</td> <td>ELEMENT SEALING</td> <td>1.000</td> <td>PC</td> </tr> <tr> <td>IP1385A1</td> <td></td> <td>0.500</td> <td>M</td> </tr> <tr> <td>RS1095A1</td> <td>HEATING ELEMENT 1200W 230V</td> <td>1.000</td> <td>PC</td> </tr> <tr> <td>SC1010A0</td> <td>UNOX ENVELOPE FOR TECHN. DOCUMENTAT ION</td> <td>1.000</td> <td>PC</td> </tr> </table>	GN1326A1	ELEMENT SEALING	1.000	PC	IP1385A1		0.500	M	RS1095A1	HEATING ELEMENT 1200W 230V	1.000	PC	SC1010A0	UNOX ENVELOPE FOR TECHN. DOCUMENTAT ION	1.000	PC												
GN1326A1	ELEMENT SEALING	1.000	PC																														
IP1385A1		0.500	M																														
RS1095A1	HEATING ELEMENT 1200W 230V	1.000	PC																														
SC1010A0	UNOX ENVELOPE FOR TECHN. DOCUMENTAT ION	1.000	PC																														


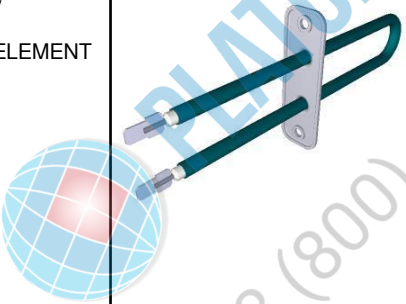
GN1326A	ELEMENT SEALING		KRS1095A	1.2kW HEATING ELEMENT KIT	<table border="1"> <tr> <td>SL1045A0</td> <td>S57 BLACK SILICONE - 80ml CARTRIDGE</td> <td>1.000</td> <td>PC</td> </tr> <tr> <td>VI1220A1</td> <td>4,2x12 TCB SELF-TAPPIN G SCREW</td> <td>2.000</td> <td>PC</td> </tr> <tr> <td>VM1059A1</td> <td></td> <td>1.200</td> <td>M</td> </tr> </table>	SL1045A0	S57 BLACK SILICONE - 80ml CARTRIDGE	1.000	PC	VI1220A1	4,2x12 TCB SELF-TAPPIN G SCREW	2.000	PC	VM1059A1		1.200	M																								
SL1045A0	S57 BLACK SILICONE - 80ml CARTRIDGE	1.000	PC																																						
VI1220A1	4,2x12 TCB SELF-TAPPIN G SCREW	2.000	PC																																						
VM1059A1		1.200	M																																						
			KRS1012A	1365W 120V HEATING ELEMENT KIT	<table border="1"> <tr> <td>GN1326A1</td> <td>ELEMENT SEALING</td> <td>1.000</td> <td>PC</td> </tr> <tr> <td>IC1296A0</td> <td></td> <td>1.000</td> <td>PC</td> </tr> <tr> <td>MOV0008A0</td> <td></td> <td>0.100</td> <td>PC</td> </tr> <tr> <td>RS1012A0</td> <td>CIRCULAR ELEMENT 1365W 120V</td> <td>1.000</td> <td>PC</td> </tr> <tr> <td>SC1010A0</td> <td>UNOX ENVELOPE FOR TECHN. DOCUMENTAT ION</td> <td>1.000</td> <td>PC</td> </tr> <tr> <td>VI1220A1</td> <td>4,2x12 TCB SELF-TAPPIN G SCREW</td> <td>5.000</td> <td>PC</td> </tr> <tr> <td>VM1794A0</td> <td>250x4.8 PA66 BLACK CLAMP</td> <td>2.000</td> <td>PC</td> </tr> <tr> <td>VM2103A0</td> <td>CLAMP LOCK</td> <td>2.000</td> <td>PC</td> </tr> </table>	GN1326A1	ELEMENT SEALING	1.000	PC	IC1296A0		1.000	PC	MOV0008A0		0.100	PC	RS1012A0	CIRCULAR ELEMENT 1365W 120V	1.000	PC	SC1010A0	UNOX ENVELOPE FOR TECHN. DOCUMENTAT ION	1.000	PC	VI1220A1	4,2x12 TCB SELF-TAPPIN G SCREW	5.000	PC	VM1794A0	250x4.8 PA66 BLACK CLAMP	2.000	PC	VM2103A0	CLAMP LOCK	2.000	PC				
GN1326A1	ELEMENT SEALING	1.000	PC																																						
IC1296A0		1.000	PC																																						
MOV0008A0		0.100	PC																																						
RS1012A0	CIRCULAR ELEMENT 1365W 120V	1.000	PC																																						
SC1010A0	UNOX ENVELOPE FOR TECHN. DOCUMENTAT ION	1.000	PC																																						
VI1220A1	4,2x12 TCB SELF-TAPPIN G SCREW	5.000	PC																																						
VM1794A0	250x4.8 PA66 BLACK CLAMP	2.000	PC																																						
VM2103A0	CLAMP LOCK	2.000	PC																																						
			KRS1011A	ROBERTA/LISA HEATING ELEMENT KIT	<table border="1"> <tr> <td>GN1326A1</td> <td>ELEMENT SEALING</td> <td>1.000</td> <td>PC</td> </tr> <tr> <td>IC1296A0</td> <td></td> <td>1.000</td> <td>PC</td> </tr> <tr> <td>MOV0008A0</td> <td></td> <td>0.100</td> <td>PC</td> </tr> <tr> <td>RS1011A0</td> <td>2560W 220-230V HEATING ELEMENT</td> <td>1.000</td> <td>PC</td> </tr> <tr> <td>SC1010A0</td> <td>UNOX ENVELOPE FOR TECHN. DOCUMENTAT ION</td> <td>1.000</td> <td>PC</td> </tr> <tr> <td>SL1045A0</td> <td>S57 BLACK SILICONE - 80ml CARTRIDGE</td> <td>1.000</td> <td>PC</td> </tr> <tr> <td>VI1220A1</td> <td>4,2x12 TCB SELF-TAPPIN G SCREW</td> <td>5.000</td> <td>PC</td> </tr> <tr> <td>VM1794A0</td> <td>250x4.8 PA66 BLACK CLAMP</td> <td>2.000</td> <td>PC</td> </tr> <tr> <td>VM2103A0</td> <td>CLAMP LOCK</td> <td>2.000</td> <td>PC</td> </tr> </table>	GN1326A1	ELEMENT SEALING	1.000	PC	IC1296A0		1.000	PC	MOV0008A0		0.100	PC	RS1011A0	2560W 220-230V HEATING ELEMENT	1.000	PC	SC1010A0	UNOX ENVELOPE FOR TECHN. DOCUMENTAT ION	1.000	PC	SL1045A0	S57 BLACK SILICONE - 80ml CARTRIDGE	1.000	PC	VI1220A1	4,2x12 TCB SELF-TAPPIN G SCREW	5.000	PC	VM1794A0	250x4.8 PA66 BLACK CLAMP	2.000	PC	VM2103A0	CLAMP LOCK	2.000	PC
GN1326A1	ELEMENT SEALING	1.000	PC																																						
IC1296A0		1.000	PC																																						
MOV0008A0		0.100	PC																																						
RS1011A0	2560W 220-230V HEATING ELEMENT	1.000	PC																																						
SC1010A0	UNOX ENVELOPE FOR TECHN. DOCUMENTAT ION	1.000	PC																																						
SL1045A0	S57 BLACK SILICONE - 80ml CARTRIDGE	1.000	PC																																						
VI1220A1	4,2x12 TCB SELF-TAPPIN G SCREW	5.000	PC																																						
VM1794A0	250x4.8 PA66 BLACK CLAMP	2.000	PC																																						
VM2103A0	CLAMP LOCK	2.000	PC																																						





PLATON SERVICE  
8 (800) 500-34-47  
www.platonservice.com


GN1326A	ELEMENT SEALING		KRS0090A	HEATING ELEMENT 1.26kW	GN1326A1 ELEMENT SEALING 1.000 PC
					IC1296A0 1.000 PC
					RS0090A0 CIRC. HEAT. ELEMENT 1260W 220-230 1.000 PC
					SC1010A0 UNOX ENVELOPE FOR TECHN. DOCUMENTATION 1.000 PC
					VI1220A1 4,2x12 TCB SELF-TAPPING G SCREW 3.000 PC
					VM1794A0 250x4.8 PA66 BLACK CLAMP 2.000 PC
					VM2103A0 CLAMP LOCK 2.000 PC
					GN1326A1 ELEMENT SEALING 1.000 PC
					IC1297A0 1.000 PC
					IP1075A1 1.000 PC
KRS0050A			KRS0050A	HEATING ELEMENT KIT 0.5kW	IP1080A1 1.000 PC
					RS0050A0 HEAT. ELEMENT 500W 220-230V LIEV 1.000 PC
					SC1020A0 1.000 PC
					VI1220A1 4,2x12 TCB SELF-TAPPING G SCREW 2.000 PC
					GN1326A1 ELEMENT SEALING 1.000 PC
					IC1297A0 1.000 PC
					IP1075A1 1.000 PC
					IP1080A1 1.000 PC
					RS0050A0 HEAT. ELEMENT 500W 220-230V LIEV 1.000 PC
					SC1020A0 1.000 PC
KRS0011A			KRS0011A	HEATING ELEMENT 1.465kW RS0011A	RS0011A0 CIRC. HEAT. ELEMENT 1465W 220-230 1.000 PC
					SC1010A0 UNOX ENVELOPE FOR TECHN. DOCUMENTATION 1.000 PC
					VI1220A1 4,2x12 TCB SELF-TAPPING G SCREW 3.000 PC
					VM1794A0 250x4.8 PA66 BLACK CLAMP 2.000 PC
					VM2103A0 CLAMP LOCK 2.000 PC
					GN1326A1 ELEMENT SEALING 1.000 PC
					IC1297A0 1.000 PC
					RS0011A0 CIRC. HEAT. ELEMENT 1465W 220-230 1.000 PC
					SC1010A0 UNOX ENVELOPE FOR TECHN. DOCUMENTATION 1.000 PC
					VI1220A1 4,2x12 TCB SELF-TAPPING G SCREW 3.000 PC
KRS0010A			KRS0010A	KIT HEATING ELEMENT RS10010A	GN1326A1 ELEMENT SEALING 1.000 PC
					GN1326A1 ELEMENT SEALING 1.000 PC






GN1326A	ELEMENT SEALING		KRS0010A	KIT HEATING ELEMENT RS10010A	<table border="1"> <tr><td>IC1297A0</td><td>1.000</td><td>PC</td></tr> <tr><td>IP1075A1</td><td>1.000</td><td>PC</td></tr> <tr><td>IP1080A1</td><td>5.000</td><td>PC</td></tr> <tr><td>RS0010A0</td><td>CIRC.HEAT. ELEMENT 2560W - 220-230 V</td><td>1.000 PC</td></tr> <tr><td>SC1020A0</td><td>1.000</td><td>PC</td></tr> <tr><td>VI1220A1</td><td>4,2x12 TCB SELF-TAPPIN G SCREW</td><td>3.000 PC</td></tr> </table>	IC1297A0	1.000	PC	IP1075A1	1.000	PC	IP1080A1	5.000	PC	RS0010A0	CIRC.HEAT. ELEMENT 2560W - 220-230 V	1.000 PC	SC1020A0	1.000	PC	VI1220A1	4,2x12 TCB SELF-TAPPIN G SCREW	3.000 PC			
IC1297A0	1.000	PC																								
IP1075A1	1.000	PC																								
IP1080A1	5.000	PC																								
RS0010A0	CIRC.HEAT. ELEMENT 2560W - 220-230 V	1.000 PC																								
SC1020A0	1.000	PC																								
VI1220A1	4,2x12 TCB SELF-TAPPIN G SCREW	3.000 PC																								
			KGN1326A	HEATING ELEMENT GASKET 5 PCS KIT	<table border="1"> <tr><td>GN1326A1</td><td>ELEMENT SEALING</td><td>5.000 PC</td></tr> <tr><td>VM1224A0</td><td>150.000</td><td>MM</td></tr> </table>	GN1326A1	ELEMENT SEALING	5.000 PC	VM1224A0	150.000	MM															
GN1326A1	ELEMENT SEALING	5.000 PC																								
VM1224A0	150.000	MM																								
RS1215A	147W 105V BRAKING ELEMENT		KRS1215A	147W MOTOR BRAKING ELEMENT KIT	<table border="1"> <tr><td>GN1672A1</td><td>RS1274A ELEMENT GASKET</td><td>1.000 PC</td></tr> <tr><td>IC1304A0</td><td>1.000</td><td>PC</td></tr> <tr><td>MOV0009A0</td><td>0.100</td><td>PC</td></tr> <tr><td>NA1100A0</td><td>1.000</td><td>PC</td></tr> <tr><td>RS1215A1</td><td>147W 105V BRAKING ELEMENT</td><td>1.000 PC</td></tr> <tr><td>SL1045A0</td><td>S57 BLACK SILICONE - 80ml CARTRIDGE</td><td>1.000 PC</td></tr> <tr><td>VI1220A1</td><td>4,2x12 TCB SELF-TAPPIN G SCREW</td><td>2.000 PC</td></tr> </table>	GN1672A1	RS1274A ELEMENT GASKET	1.000 PC	IC1304A0	1.000	PC	MOV0009A0	0.100	PC	NA1100A0	1.000	PC	RS1215A1	147W 105V BRAKING ELEMENT	1.000 PC	SL1045A0	S57 BLACK SILICONE - 80ml CARTRIDGE	1.000 PC	VI1220A1	4,2x12 TCB SELF-TAPPIN G SCREW	2.000 PC
GN1672A1	RS1274A ELEMENT GASKET	1.000 PC																								
IC1304A0	1.000	PC																								
MOV0009A0	0.100	PC																								
NA1100A0	1.000	PC																								
RS1215A1	147W 105V BRAKING ELEMENT	1.000 PC																								
SL1045A0	S57 BLACK SILICONE - 80ml CARTRIDGE	1.000 PC																								
VI1220A1	4,2x12 TCB SELF-TAPPIN G SCREW	2.000 PC																								
			KRS0026A	BIG-L 147W MOTOR BRAKING ELEMENT KIT	<table border="1"> <tr><td>GN1672A1</td><td>RS1274A ELEMENT GASKET</td><td>1.000 PC</td></tr> <tr><td>IC1304A0</td><td>1.000</td><td>PC</td></tr> <tr><td>NA1100A0</td><td>1.000</td><td>PC</td></tr> <tr><td>RS1215A1</td><td>147W 105V BRAKING ELEMENT</td><td>1.000 PC</td></tr> <tr><td>SL1045A0</td><td>S57 BLACK SILICONE - 80ml CARTRIDGE</td><td>1.000 PC</td></tr> <tr><td>VI1220A1</td><td>4,2x12 TCB SELF-TAPPIN G SCREW</td><td>2.000 PC</td></tr> </table>	GN1672A1	RS1274A ELEMENT GASKET	1.000 PC	IC1304A0	1.000	PC	NA1100A0	1.000	PC	RS1215A1	147W 105V BRAKING ELEMENT	1.000 PC	SL1045A0	S57 BLACK SILICONE - 80ml CARTRIDGE	1.000 PC	VI1220A1	4,2x12 TCB SELF-TAPPIN G SCREW	2.000 PC			
GN1672A1	RS1274A ELEMENT GASKET	1.000 PC																								
IC1304A0	1.000	PC																								
NA1100A0	1.000	PC																								
RS1215A1	147W 105V BRAKING ELEMENT	1.000 PC																								
SL1045A0	S57 BLACK SILICONE - 80ml CARTRIDGE	1.000 PC																								
VI1220A1	4,2x12 TCB SELF-TAPPIN G SCREW	2.000 PC																								



GN1285A	NTC TEMPERATURE PROBE SEALING		KTR1150B	PT1000 L1200 TEMPERATURE PROBE KIT	GN1285A0 NTC 1.000 PZ TEMPERATUR E PROBE SEALING
					TR1150B1 CL.A L1200 1.000 PZ 46L2 PT1000 TEMPERATUR E PROBE
					VI1220A1 4,2x12 TCB 1.000 PZ SELF-TAPPIN G SCREW
					VM1465A1 CT BT 1.000 PZ TEMPERATUR E PROBE COVER
			KTR1150A	EVEREO PT100 L2000 TEMPERATURE PROBE KIT	CE1880A0 CPM 4P 3P81 1.000 PZ CONNECTION CABLE EXIT 90
					GN1285A0 NTC 1.000 PZ TEMPERATUR E PROBE SEALING
					TR1150A0 PT100 3F 1.000 PZ L2000 TEMPERATUR E PROBE
					VM1465A1 CT BT 1.000 PZ TEMPERATUR E PROBE COVER
			KTR1106B	MIND.Maps L2000 CHAMBER TEMP. PROBE KIT	GN1285A0 NTC 1.000 PZ TEMPERATUR E PROBE SEALING
					IC1298A0 1.000 PZ
					SC1015A0 1.000 PZ
					SL1045A0 S57 BLACK 1.000 PZ SILICONE - 80ml CARTRIDGE
					TR1106B0 TR1106B0 1.000 PZ
					VI1220A1 4,2x12 TCB 2.000 PZ SELF-TAPPIN G SCREW
					VM1464A1 CT BT 1.000 PZ TEMPERATUR E PROBE COVER
					VM1465A1 CT BT 1.000 PZ TEMPERATUR E PROBE COVER


GN1285A	NTC TEMPERATURE PROBE SEALING		KTR1106A	5-5E S. L2000 CHAMBER TEMP. PROBE KIT	GN1285A0 NTC 1.000 PZ TEMPERATUR E PROBE SEALING
			KTR1105A		PT100 L1000 TEMPERATURE PROBE KIT



GN1285A	NTC TEMPERATURE PROBE SEALING		KTR1096A	NTC 150 L=1500 TEMPERATURE PROBE KIT	GN1120A1 NTC 1.000 PZ TEMPERATUR E PROBE SEAL
					GN1285A0 NTC 2.000 PZ TEMPERATUR E PROBE SEALING
					IC1298A0 1.000 PZ SC1015A0 1.000 PZ SL1045A0 S57 BLACK 1.000 PZ SILICONE - 80ml CARTRIDGE
					TR1096A0 TEMPERATUR 1.000 PZ E PROBE NTC 150 L=1500
					VI1220A1 4,2x12 TCB 2.000 PZ SELF-TAPPIN G SCREW
					VM1465A1 CT BT 1.000 PZ TEMPERATUR E PROBE COVER
			KTR1095A	NTC 150 L=1050 TEMPERATURE PROBE KIT	GN1120A1 NTC 1.000 PZ TEMPERATUR E PROBE SEAL
					GN1285A0 NTC 1.000 PZ TEMPERATUR E PROBE SEALING
					IC1298A0 1.000 PZ SC1015A0 1.000 PZ SL1045A0 S57 BLACK 1.000 PZ SILICONE - 80ml CARTRIDGE
					TR1095A0 TEMPERATUR 1.000 PZ E PROBE NTC 150 L=1050
					VI1220A1 4,2x12 TCB 2.000 PZ SELF-TAPPIN G SCREW
					VM1465A1 CT BT 1.000 PZ TEMPERATUR E PROBE COVER
			KTR1003B	US MM L2000 CHAMBER TEMP. PROBE KIT	GN1285A0 NTC 1.000 PZ TEMPERATUR E PROBE SEALING




GN1285A	NTC TEMPERATURE PROBE SEALING		KTR1003B	US MM L2000 CHAMBER TEMP. PROBE KIT	SL1045A0 S57 BLACK 1.000 PZ SILICONE - 80ml CARTRIDGE
					TR1003B0 TR1003B0 1.000 PZ
					VI1220A1 4,2x12 TCB 2.000 PZ SELF-TAPPIN G SCREW
					VM1464A1 CT BT 1.000 PZ TEMPERATUR E PROBE COVER
					VM1465A1 CT BT 1.000 PZ TEMPERATUR E PROBE COVER
GN1285A	NTC TEMPERATURE PROBE SEALING		KTR1003A	5-5E S.CHEFTOP US TEMPERATURE PROBE KIT	GN1285A0 NTC 1.000 PZ TEMPERATUR E PROBE SEALING
					SL1045A0 S57 BLACK 1.000 PZ SILICONE - 80ml CARTRIDGE
					TR1003A0 PT100 L2000 1.000 PZ TEMPERATUR E PROBE-US VERSION
					VI1220A1 4,2x12 TCB 2.000 PZ SELF-TAPPIN G SCREW
					VM1465A1 CT BT 1.000 PZ TEMPERATUR E PROBE COVER
GN1285A	NTC TEMPERATURE PROBE SEALING		KTR1002A	PT100 L1000 UL TEMPERATURE PROBE KIT	IC1298A0 1.000 PZ
					SC1015A0 1.000 PZ
					SL1045A0 S57 BLACK 1.000 PZ SILICONE - 80ml CARTRIDGE
					TR1002A1 TR1002A1 1.000 PZ
					VI1220A1 4,2x12 TCB 2.000 PZ SELF-TAPPIN G SCREW
					VM1465A1 CT BT 1.000 PZ TEMPERATUR E PROBE COVER




TR1106B	TR1106B0		KTR1106B	MIND.Maps L2000 CHAMBER TEMP. PROBE KIT	<table border="1"> <tr> <td>GN1285A0</td> <td>NTC TEMPERATUR E PROBE SEALING</td> <td>1.000</td> <td>PZ</td> </tr> <tr> <td>IC1298A0</td> <td></td> <td>1.000</td> <td>PZ</td> </tr> <tr> <td>SC1015A0</td> <td></td> <td>1.000</td> <td>PZ</td> </tr> <tr> <td>SL1045A0</td> <td>S57 BLACK SILICONE - 80ml CARTRIDGE</td> <td>1.000</td> <td>PZ</td> </tr> <tr> <td>TR1106B0</td> <td>TR1106B0</td> <td>1.000</td> <td>PZ</td> </tr> <tr> <td>VI1220A1</td> <td>4,2x12 TCB SELF-TAPPIN G SCREW</td> <td>2.000</td> <td>PZ</td> </tr> <tr> <td>VM1464A1</td> <td>CT BT TEMPERATUR E PROBE COVER</td> <td>1.000</td> <td>PZ</td> </tr> <tr> <td>VM1465A1</td> <td>CT BT TEMPERATUR E PROBE COVER</td> <td>1.000</td> <td>PZ</td> </tr> </table>	GN1285A0	NTC TEMPERATUR E PROBE SEALING	1.000	PZ	IC1298A0		1.000	PZ	SC1015A0		1.000	PZ	SL1045A0	S57 BLACK SILICONE - 80ml CARTRIDGE	1.000	PZ	TR1106B0	TR1106B0	1.000	PZ	VI1220A1	4,2x12 TCB SELF-TAPPIN G SCREW	2.000	PZ	VM1464A1	CT BT TEMPERATUR E PROBE COVER	1.000	PZ	VM1465A1	CT BT TEMPERATUR E PROBE COVER	1.000	PZ
GN1285A0	NTC TEMPERATUR E PROBE SEALING	1.000	PZ																																		
IC1298A0		1.000	PZ																																		
SC1015A0		1.000	PZ																																		
SL1045A0	S57 BLACK SILICONE - 80ml CARTRIDGE	1.000	PZ																																		
TR1106B0	TR1106B0	1.000	PZ																																		
VI1220A1	4,2x12 TCB SELF-TAPPIN G SCREW	2.000	PZ																																		
VM1464A1	CT BT TEMPERATUR E PROBE COVER	1.000	PZ																																		
VM1465A1	CT BT TEMPERATUR E PROBE COVER	1.000	PZ																																		
VM1464A	CT BT TEMPERATURE PROBE COVER		KVM1464A	CT BT TEMPERATURE PROBE COVER KIT	<table border="1"> <tr> <td>VM1224A0</td> <td></td> <td>150.000</td> <td>MM</td> </tr> <tr> <td>VM1464A1</td> <td>CT BT TEMPERATUR E PROBE COVER</td> <td>1.000</td> <td>PZ</td> </tr> </table>	VM1224A0		150.000	MM	VM1464A1	CT BT TEMPERATUR E PROBE COVER	1.000	PZ																								
VM1224A0		150.000	MM																																		
VM1464A1	CT BT TEMPERATUR E PROBE COVER	1.000	PZ																																		
			KTR1106B	MIND.Maps L2000 CHAMBER TEMP. PROBE KIT	<table border="1"> <tr> <td>GN1285A0</td> <td>NTC TEMPERATUR E PROBE SEALING</td> <td>1.000</td> <td>PZ</td> </tr> <tr> <td>IC1298A0</td> <td></td> <td>1.000</td> <td>PZ</td> </tr> <tr> <td>SC1015A0</td> <td></td> <td>1.000</td> <td>PZ</td> </tr> <tr> <td>SL1045A0</td> <td>S57 BLACK SILICONE - 80ml CARTRIDGE</td> <td>1.000</td> <td>PZ</td> </tr> <tr> <td>TR1106B0</td> <td>TR1106B0</td> <td>1.000</td> <td>PZ</td> </tr> <tr> <td>VI1220A1</td> <td>4,2x12 TCB SELF-TAPPIN G SCREW</td> <td>2.000</td> <td>PZ</td> </tr> <tr> <td>VM1464A1</td> <td>CT BT TEMPERATUR E PROBE COVER</td> <td>1.000</td> <td>PZ</td> </tr> <tr> <td>VM1465A1</td> <td>CT BT TEMPERATUR E PROBE COVER</td> <td>1.000</td> <td>PZ</td> </tr> </table>	GN1285A0	NTC TEMPERATUR E PROBE SEALING	1.000	PZ	IC1298A0		1.000	PZ	SC1015A0		1.000	PZ	SL1045A0	S57 BLACK SILICONE - 80ml CARTRIDGE	1.000	PZ	TR1106B0	TR1106B0	1.000	PZ	VI1220A1	4,2x12 TCB SELF-TAPPIN G SCREW	2.000	PZ	VM1464A1	CT BT TEMPERATUR E PROBE COVER	1.000	PZ	VM1465A1	CT BT TEMPERATUR E PROBE COVER	1.000	PZ
GN1285A0	NTC TEMPERATUR E PROBE SEALING	1.000	PZ																																		
IC1298A0		1.000	PZ																																		
SC1015A0		1.000	PZ																																		
SL1045A0	S57 BLACK SILICONE - 80ml CARTRIDGE	1.000	PZ																																		
TR1106B0	TR1106B0	1.000	PZ																																		
VI1220A1	4,2x12 TCB SELF-TAPPIN G SCREW	2.000	PZ																																		
VM1464A1	CT BT TEMPERATUR E PROBE COVER	1.000	PZ																																		
VM1465A1	CT BT TEMPERATUR E PROBE COVER	1.000	PZ																																		


VM1464A	CT BT TEMPERATURE PROBE COVER		KTR1105A	PT100 L1000 TEMPERATURE PROBE KIT	<table border="1"> <tr> <td>GN1120A1</td> <td>NTC TEMPERATUR E PROBE SEAL</td> <td>1.000</td> <td>PZ</td> </tr> <tr> <td>GN1285A0</td> <td>NTC TEMPERATUR E PROBE SEALING</td> <td>1.000</td> <td>PZ</td> </tr> <tr> <td>IC1298A0</td> <td></td> <td>1.000</td> <td>PZ</td> </tr> <tr> <td>MOV0010A0</td> <td></td> <td>0.100</td> <td>PZ</td> </tr> <tr> <td>SC1015A0</td> <td></td> <td>1.000</td> <td>PZ</td> </tr> <tr> <td>SL1045A0</td> <td>S57 BLACK SILICONE - 80ml CARTRIDGE</td> <td>1.000</td> <td>PZ</td> </tr> <tr> <td>TR1105A4</td> <td>L1000 PT100 TEMPERATUR E PROBE</td> <td>1.000</td> <td>PZ</td> </tr> <tr> <td>VI1220A1</td> <td>4,2x12 TCB SELF-TAPPIN G SCREW</td> <td>2.000</td> <td>PZ</td> </tr> <tr> <td>VM1464A1</td> <td>CT BT TEMPERATUR E PROBE COVER</td> <td>1.000</td> <td>PZ</td> </tr> <tr> <td>VM1465A1</td> <td>CT BT TEMPERATUR E PROBE COVER</td> <td>1.000</td> <td>PZ</td> </tr> <tr> <td>VM2052A0</td> <td>LM CORE PROBE COVE</td> <td>1.000</td> <td>PZ</td> </tr> </table>	GN1120A1	NTC TEMPERATUR E PROBE SEAL	1.000	PZ	GN1285A0	NTC TEMPERATUR E PROBE SEALING	1.000	PZ	IC1298A0		1.000	PZ	MOV0010A0		0.100	PZ	SC1015A0		1.000	PZ	SL1045A0	S57 BLACK SILICONE - 80ml CARTRIDGE	1.000	PZ	TR1105A4	L1000 PT100 TEMPERATUR E PROBE	1.000	PZ	VI1220A1	4,2x12 TCB SELF-TAPPIN G SCREW	2.000	PZ	VM1464A1	CT BT TEMPERATUR E PROBE COVER	1.000	PZ	VM1465A1	CT BT TEMPERATUR E PROBE COVER	1.000	PZ	VM2052A0	LM CORE PROBE COVE	1.000	PZ
			GN1120A1	NTC TEMPERATUR E PROBE SEAL	1.000	PZ																																											
GN1285A0	NTC TEMPERATUR E PROBE SEALING	1.000	PZ																																														
IC1298A0		1.000	PZ																																														
MOV0010A0		0.100	PZ																																														
SC1015A0		1.000	PZ																																														
SL1045A0	S57 BLACK SILICONE - 80ml CARTRIDGE	1.000	PZ																																														
TR1105A4	L1000 PT100 TEMPERATUR E PROBE	1.000	PZ																																														
VI1220A1	4,2x12 TCB SELF-TAPPIN G SCREW	2.000	PZ																																														
VM1464A1	CT BT TEMPERATUR E PROBE COVER	1.000	PZ																																														
VM1465A1	CT BT TEMPERATUR E PROBE COVER	1.000	PZ																																														
VM2052A0	LM CORE PROBE COVE	1.000	PZ																																														
			KTR1003B	US MM L2000 CHAMBER TEMP. PROBE KIT	<table border="1"> <tr> <td>GN1285A0</td> <td>NTC TEMPERATUR E PROBE SEALING</td> <td>1.000</td> <td>PZ</td> </tr> <tr> <td>SL1045A0</td> <td>S57 BLACK SILICONE - 80ml CARTRIDGE</td> <td>1.000</td> <td>PZ</td> </tr> <tr> <td>TR1003B0</td> <td>TR1003B0</td> <td>1.000</td> <td>PZ</td> </tr> <tr> <td>VI1220A1</td> <td>4,2x12 TCB SELF-TAPPIN G SCREW</td> <td>2.000</td> <td>PZ</td> </tr> <tr> <td>VM1464A1</td> <td>CT BT TEMPERATUR E PROBE COVER</td> <td>1.000</td> <td>PZ</td> </tr> <tr> <td>VM1465A1</td> <td>CT BT TEMPERATUR E PROBE COVER</td> <td>1.000</td> <td>PZ</td> </tr> </table>	GN1285A0	NTC TEMPERATUR E PROBE SEALING	1.000	PZ	SL1045A0	S57 BLACK SILICONE - 80ml CARTRIDGE	1.000	PZ	TR1003B0	TR1003B0	1.000	PZ	VI1220A1	4,2x12 TCB SELF-TAPPIN G SCREW	2.000	PZ	VM1464A1	CT BT TEMPERATUR E PROBE COVER	1.000	PZ	VM1465A1	CT BT TEMPERATUR E PROBE COVER	1.000	PZ																				
GN1285A0	NTC TEMPERATUR E PROBE SEALING	1.000	PZ																																														
SL1045A0	S57 BLACK SILICONE - 80ml CARTRIDGE	1.000	PZ																																														
TR1003B0	TR1003B0	1.000	PZ																																														
VI1220A1	4,2x12 TCB SELF-TAPPIN G SCREW	2.000	PZ																																														
VM1464A1	CT BT TEMPERATUR E PROBE COVER	1.000	PZ																																														
VM1465A1	CT BT TEMPERATUR E PROBE COVER	1.000	PZ																																														


RS1002A	6750W 230V D230 6 TURNS HEATING ELEMENT		KRS1002A	6750W 230V HEATING ELEMENT KIT	<table border="1"> <tr> <td>GN1671A0</td> <td>141X22 G8.5 ELEMENT ARMED GASKET</td> <td>1.000</td> <td>PZ</td> </tr> <tr> <td>IC1297A0</td> <td></td> <td>1.000</td> <td>PZ</td> </tr> <tr> <td>MOV0008A0</td> <td></td> <td>0.100</td> <td>PZ</td> </tr> <tr> <td>RS1002A1</td> <td>6750W 230V D230 6 TURNS HEATING ELEMENT</td> <td>1.000</td> <td>PZ</td> </tr> <tr> <td>SC1010A0</td> <td>UNOX ENVELOPE FOR TECHN. DOCUMENTAT ION</td> <td>1.000</td> <td>PZ</td> </tr> <tr> <td>SL1045A0</td> <td>S57 BLACK SILICONE - 80ml CARTRIDGE</td> <td>1.000</td> <td>PZ</td> </tr> <tr> <td>VH1220A1</td> <td>4,2x12 TCB SELF-TAPPIN G SCREW</td> <td>5.000</td> <td>PZ</td> </tr> <tr> <td>VM1794A0</td> <td>250x4.8 PA66 BLACK CLAMP</td> <td>2.000</td> <td>PZ</td> </tr> <tr> <td>VM2103A0</td> <td>CLAMP LOCK</td> <td>2.000</td> <td>PZ</td> </tr> </table>	GN1671A0	141X22 G8.5 ELEMENT ARMED GASKET	1.000	PZ	IC1297A0		1.000	PZ	MOV0008A0		0.100	PZ	RS1002A1	6750W 230V D230 6 TURNS HEATING ELEMENT	1.000	PZ	SC1010A0	UNOX ENVELOPE FOR TECHN. DOCUMENTAT ION	1.000	PZ	SL1045A0	S57 BLACK SILICONE - 80ml CARTRIDGE	1.000	PZ	VH1220A1	4,2x12 TCB SELF-TAPPIN G SCREW	5.000	PZ	VM1794A0	250x4.8 PA66 BLACK CLAMP	2.000	PZ	VM2103A0	CLAMP LOCK	2.000	PZ
GN1671A0	141X22 G8.5 ELEMENT ARMED GASKET	1.000	PZ																																						
IC1297A0		1.000	PZ																																						
MOV0008A0		0.100	PZ																																						
RS1002A1	6750W 230V D230 6 TURNS HEATING ELEMENT	1.000	PZ																																						
SC1010A0	UNOX ENVELOPE FOR TECHN. DOCUMENTAT ION	1.000	PZ																																						
SL1045A0	S57 BLACK SILICONE - 80ml CARTRIDGE	1.000	PZ																																						
VH1220A1	4,2x12 TCB SELF-TAPPIN G SCREW	5.000	PZ																																						
VM1794A0	250x4.8 PA66 BLACK CLAMP	2.000	PZ																																						
VM2103A0	CLAMP LOCK	2.000	PZ																																						
OH7030A	THERMOSTAT BULB INLET COVER		KTR1136A	330 °C SAFETY THERMOSTAT KIT	<table border="1"> <tr> <td>OH7030A0</td> <td>THERMOSTAT BULB INLET COVER</td> <td>1.000</td> <td>PZ</td> </tr> <tr> <td>GN1531A0</td> <td>THERMOSTAT BULB INLET SEALING</td> <td>1.000</td> <td>PZ</td> </tr> <tr> <td>IC1304A0</td> <td></td> <td>1.000</td> <td>PZ</td> </tr> <tr> <td>MOV0011A0</td> <td></td> <td>0.100</td> <td>PZ</td> </tr> <tr> <td>NA1100A0</td> <td></td> <td>1.000</td> <td>PZ</td> </tr> <tr> <td>SC1010A0</td> <td>UNOX ENVELOPE FOR TECHN. DOCUMENTAT ION</td> <td>1.000</td> <td>PZ</td> </tr> <tr> <td>SL1045A0</td> <td>S57 BLACK SILICONE - 80ml CARTRIDGE</td> <td>1.000</td> <td>PZ</td> </tr> <tr> <td>TR1136A0</td> <td>330 °C 1 POLE SAFETY THERMOSTAT</td> <td>1.000</td> <td>PZ</td> </tr> <tr> <td>VH1220A1</td> <td>4,2x12 TCB SELF-TAPPIN G SCREW</td> <td>3.000</td> <td>PZ</td> </tr> </table>	OH7030A0	THERMOSTAT BULB INLET COVER	1.000	PZ	GN1531A0	THERMOSTAT BULB INLET SEALING	1.000	PZ	IC1304A0		1.000	PZ	MOV0011A0		0.100	PZ	NA1100A0		1.000	PZ	SC1010A0	UNOX ENVELOPE FOR TECHN. DOCUMENTAT ION	1.000	PZ	SL1045A0	S57 BLACK SILICONE - 80ml CARTRIDGE	1.000	PZ	TR1136A0	330 °C 1 POLE SAFETY THERMOSTAT	1.000	PZ	VH1220A1	4,2x12 TCB SELF-TAPPIN G SCREW	3.000	PZ
OH7030A0	THERMOSTAT BULB INLET COVER	1.000	PZ																																						
GN1531A0	THERMOSTAT BULB INLET SEALING	1.000	PZ																																						
IC1304A0		1.000	PZ																																						
MOV0011A0		0.100	PZ																																						
NA1100A0		1.000	PZ																																						
SC1010A0	UNOX ENVELOPE FOR TECHN. DOCUMENTAT ION	1.000	PZ																																						
SL1045A0	S57 BLACK SILICONE - 80ml CARTRIDGE	1.000	PZ																																						
TR1136A0	330 °C 1 POLE SAFETY THERMOSTAT	1.000	PZ																																						
VH1220A1	4,2x12 TCB SELF-TAPPIN G SCREW	3.000	PZ																																						







0H7030A	THERMOSTAT BULB INLET COVER		KSN1050B	BIG-L L3200 SINGLE POINT CORE PROBE KIT	<table border="1"> <tr> <td>0H7030A0</td> <td>THERMOSTAT BULB INLET COVER</td> <td>1.000</td> <td>PZ</td> </tr> <tr> <td>GN1632A0</td> <td>CORE PROBE INLET GASKET</td> <td>1.000</td> <td>PZ</td> </tr> <tr> <td>SL1045A0</td> <td>S57 BLACK SILICONE - 80ml CARTRIDGE</td> <td>1.000</td> <td>PZ</td> </tr> <tr> <td>SN1050B0</td> <td>SN1050B0</td> <td>1.000</td> <td>PZ</td> </tr> <tr> <td>VI1220A1</td> <td>4,2x12 TCB SELF-TAPPIN G SCREW</td> <td>3.000</td> <td>PZ</td> </tr> </table>	0H7030A0	THERMOSTAT BULB INLET COVER	1.000	PZ	GN1632A0	CORE PROBE INLET GASKET	1.000	PZ	SL1045A0	S57 BLACK SILICONE - 80ml CARTRIDGE	1.000	PZ	SN1050B0	SN1050B0	1.000	PZ	VI1220A1	4,2x12 TCB SELF-TAPPIN G SCREW	3.000	PZ
			0H7030A0	THERMOSTAT BULB INLET COVER	1.000	PZ																			
			GN1632A0	CORE PROBE INLET GASKET	1.000	PZ																			
			SL1045A0	S57 BLACK SILICONE - 80ml CARTRIDGE	1.000	PZ																			
SN1050B0	SN1050B0	1.000	PZ																						
VI1220A1	4,2x12 TCB SELF-TAPPIN G SCREW	3.000	PZ																						
KSN1032A	SINGLE POINT CORE PROBE KIT L2750	<table border="1"> <tr> <td>0H7030A0</td> <td>THERMOSTAT BULB INLET COVER</td> <td>1.000</td> <td>PZ</td> </tr> <tr> <td>GN1632A0</td> <td>CORE PROBE INLET GASKET</td> <td>1.000</td> <td>PZ</td> </tr> <tr> <td>SL1045A0</td> <td>S57 BLACK SILICONE - 80ml CARTRIDGE</td> <td>1.000</td> <td>PZ</td> </tr> <tr> <td>SN1032A0</td> <td>SN1032A0</td> <td>1.000</td> <td>PZ</td> </tr> <tr> <td>VI1220A1</td> <td>4,2x12 TCB SELF-TAPPIN G SCREW</td> <td>3.000</td> <td>PZ</td> </tr> </table>	0H7030A0	THERMOSTAT BULB INLET COVER	1.000	PZ	GN1632A0	CORE PROBE INLET GASKET	1.000	PZ	SL1045A0	S57 BLACK SILICONE - 80ml CARTRIDGE	1.000	PZ	SN1032A0	SN1032A0	1.000	PZ	VI1220A1	4,2x12 TCB SELF-TAPPIN G SCREW	3.000	PZ			
0H7030A0	THERMOSTAT BULB INLET COVER	1.000	PZ																						
GN1632A0	CORE PROBE INLET GASKET	1.000	PZ																						
SL1045A0	S57 BLACK SILICONE - 80ml CARTRIDGE	1.000	PZ																						
SN1032A0	SN1032A0	1.000	PZ																						
VI1220A1	4,2x12 TCB SELF-TAPPIN G SCREW	3.000	PZ																						
KSN1031A	SINGLE POINT CORE PROBE KIT L2000	<table border="1"> <tr> <td>0H7030A0</td> <td>THERMOSTAT BULB INLET COVER</td> <td>1.000</td> <td>PZ</td> </tr> <tr> <td>GN1632A0</td> <td>CORE PROBE INLET GASKET</td> <td>1.000</td> <td>PZ</td> </tr> <tr> <td>SL1045A0</td> <td>S57 BLACK SILICONE - 80ml CARTRIDGE</td> <td>1.000</td> <td>PZ</td> </tr> <tr> <td>SN1031A0</td> <td>SN1031A0</td> <td>1.000</td> <td>PZ</td> </tr> <tr> <td>VI1220A1</td> <td>4,2x12 TCB SELF-TAPPIN G SCREW</td> <td>3.000</td> <td>PZ</td> </tr> </table>	0H7030A0	THERMOSTAT BULB INLET COVER	1.000	PZ	GN1632A0	CORE PROBE INLET GASKET	1.000	PZ	SL1045A0	S57 BLACK SILICONE - 80ml CARTRIDGE	1.000	PZ	SN1031A0	SN1031A0	1.000	PZ	VI1220A1	4,2x12 TCB SELF-TAPPIN G SCREW	3.000	PZ			
0H7030A0	THERMOSTAT BULB INLET COVER	1.000	PZ																						
GN1632A0	CORE PROBE INLET GASKET	1.000	PZ																						
SL1045A0	S57 BLACK SILICONE - 80ml CARTRIDGE	1.000	PZ																						
SN1031A0	SN1031A0	1.000	PZ																						
VI1220A1	4,2x12 TCB SELF-TAPPIN G SCREW	3.000	PZ																						
KSN1030A	SINGLE POINT CORE PROBE KIT L1550	<table border="1"> <tr> <td>0H7030A0</td> <td>THERMOSTAT BULB INLET COVER</td> <td>1.000</td> <td>PC</td> </tr> <tr> <td>GN1632A0</td> <td>CORE PROBE INLET GASKET</td> <td>1.000</td> <td>PC</td> </tr> <tr> <td>IC1304A0</td> <td></td> <td>1.000</td> <td>PC</td> </tr> <tr> <td>LI2558A0</td> <td></td> <td>0.100</td> <td>PC</td> </tr> <tr> <td>SC1015A0</td> <td></td> <td>1.000</td> <td>PC</td> </tr> </table>	0H7030A0	THERMOSTAT BULB INLET COVER	1.000	PC	GN1632A0	CORE PROBE INLET GASKET	1.000	PC	IC1304A0		1.000	PC	LI2558A0		0.100	PC	SC1015A0		1.000	PC			
0H7030A0	THERMOSTAT BULB INLET COVER	1.000	PC																						
GN1632A0	CORE PROBE INLET GASKET	1.000	PC																						
IC1304A0		1.000	PC																						
LI2558A0		0.100	PC																						
SC1015A0		1.000	PC																						




0H7030A	THERMOSTAT BULB INLET COVER		KSN1030A	SINGLE POINT CORE PROBE KIT L1550	<table border="1"> <tr> <td>SL1045A0</td> <td>S57 BLACK SILICONE - 80ml CARTRIDGE</td> <td>1.000</td> <td>PC</td> </tr> <tr> <td>SN1030A0</td> <td>SN1030A0</td> <td>1.000</td> <td>PC</td> </tr> <tr> <td>VI1220A1</td> <td>4,2x12 TCB SELF-TAPPIN G SCREW</td> <td>3.000</td> <td>PC</td> </tr> </table>	SL1045A0	S57 BLACK SILICONE - 80ml CARTRIDGE	1.000	PC	SN1030A0	SN1030A0	1.000	PC	VI1220A1	4,2x12 TCB SELF-TAPPIN G SCREW	3.000	PC																								
SL1045A0	S57 BLACK SILICONE - 80ml CARTRIDGE	1.000	PC																																						
SN1030A0	SN1030A0	1.000	PC																																						
VI1220A1	4,2x12 TCB SELF-TAPPIN G SCREW	3.000	PC																																						
			K0H7030A	THERMOSTAT BULB INLET COVER KIT	<table border="1"> <tr> <td>0H7030A0</td> <td>THERMOSTAT BULB INLET COVER</td> <td>1.000</td> <td>PZ</td> </tr> <tr> <td>VM1224A0</td> <td></td> <td>150.000</td> <td>MM</td> </tr> </table>	0H7030A0	THERMOSTAT BULB INLET COVER	1.000	PZ	VM1224A0		150.000	MM																												
0H7030A0	THERMOSTAT BULB INLET COVER	1.000	PZ																																						
VM1224A0		150.000	MM																																						
GN1531A	THERMOSTAT BULB INLET SEALING		KTR1136A	330 °C SAFETY THERMOSTAT KIT	<table border="1"> <tr> <td>0H7030A0</td> <td>THERMOSTAT BULB INLET COVER</td> <td>1.000</td> <td>PZ</td> </tr> <tr> <td>GN1531A0</td> <td>THERMOSTAT BULB INLET SEALING</td> <td>1.000</td> <td>PZ</td> </tr> <tr> <td>IC1304A0</td> <td></td> <td>1.000</td> <td>PZ</td> </tr> <tr> <td>MOV0011A0</td> <td></td> <td>0.100</td> <td>PZ</td> </tr> <tr> <td>NA1100A0</td> <td></td> <td>1.000</td> <td>PZ</td> </tr> <tr> <td>SC1010A0</td> <td>UNOX ENVELOPE FOR TECHN. DOCUMENTAT ION</td> <td>1.000</td> <td>PZ</td> </tr> <tr> <td>SL1045A0</td> <td>S57 BLACK SILICONE - 80ml CARTRIDGE</td> <td>1.000</td> <td>PZ</td> </tr> <tr> <td>TR1136A0</td> <td>330 °C 1 POLE SAFETY THERMOSTAT</td> <td>1.000</td> <td>PZ</td> </tr> <tr> <td>VI1220A1</td> <td>4,2x12 TCB SELF-TAPPIN G SCREW</td> <td>3.000</td> <td>PZ</td> </tr> </table>	0H7030A0	THERMOSTAT BULB INLET COVER	1.000	PZ	GN1531A0	THERMOSTAT BULB INLET SEALING	1.000	PZ	IC1304A0		1.000	PZ	MOV0011A0		0.100	PZ	NA1100A0		1.000	PZ	SC1010A0	UNOX ENVELOPE FOR TECHN. DOCUMENTAT ION	1.000	PZ	SL1045A0	S57 BLACK SILICONE - 80ml CARTRIDGE	1.000	PZ	TR1136A0	330 °C 1 POLE SAFETY THERMOSTAT	1.000	PZ	VI1220A1	4,2x12 TCB SELF-TAPPIN G SCREW	3.000	PZ
0H7030A0	THERMOSTAT BULB INLET COVER	1.000	PZ																																						
GN1531A0	THERMOSTAT BULB INLET SEALING	1.000	PZ																																						
IC1304A0		1.000	PZ																																						
MOV0011A0		0.100	PZ																																						
NA1100A0		1.000	PZ																																						
SC1010A0	UNOX ENVELOPE FOR TECHN. DOCUMENTAT ION	1.000	PZ																																						
SL1045A0	S57 BLACK SILICONE - 80ml CARTRIDGE	1.000	PZ																																						
TR1136A0	330 °C 1 POLE SAFETY THERMOSTAT	1.000	PZ																																						
VI1220A1	4,2x12 TCB SELF-TAPPIN G SCREW	3.000	PZ																																						
GN1326A	ELEMENT SEALING		KRS1261A	122W MOTOR BREAKING ELEMENT KIT	<table border="1"> <tr> <td>GN1326A1</td> <td>ELEMENT SEALING</td> <td>1.000</td> <td>PC</td> </tr> <tr> <td>IC1304A0</td> <td></td> <td>1.000</td> <td>PC</td> </tr> <tr> <td>NA1100A0</td> <td></td> <td>1.000</td> <td>PC</td> </tr> <tr> <td>RS1261A0</td> <td>BAKERLUXCH EFLUX MOTOR BREAKING ELEMENT</td> <td>1.000</td> <td>PC</td> </tr> <tr> <td>SL1045A0</td> <td>S57 BLACK SILICONE - 80ml CARTRIDGE</td> <td>1.000</td> <td>PC</td> </tr> </table>	GN1326A1	ELEMENT SEALING	1.000	PC	IC1304A0		1.000	PC	NA1100A0		1.000	PC	RS1261A0	BAKERLUXCH EFLUX MOTOR BREAKING ELEMENT	1.000	PC	SL1045A0	S57 BLACK SILICONE - 80ml CARTRIDGE	1.000	PC																
GN1326A1	ELEMENT SEALING	1.000	PC																																						
IC1304A0		1.000	PC																																						
NA1100A0		1.000	PC																																						
RS1261A0	BAKERLUXCH EFLUX MOTOR BREAKING ELEMENT	1.000	PC																																						
SL1045A0	S57 BLACK SILICONE - 80ml CARTRIDGE	1.000	PC																																						



GN1326A	ELEMENT SEALING		KRS1261A	122W MOTOR BREAKING ELEMENT KIT	<table border="1"> <tr> <td>VI1220A1</td> <td>4,2x12 TCB SELF-TAPPIN G SCREW</td> <td>2.000</td> <td>PC</td> </tr> <tr> <td>VM2147A0</td> <td></td> <td>1.000</td> <td>PC</td> </tr> </table>	VI1220A1	4,2x12 TCB SELF-TAPPIN G SCREW	2.000	PC	VM2147A0		1.000	PC																								
VI1220A1	4,2x12 TCB SELF-TAPPIN G SCREW	2.000	PC																																		
VM2147A0		1.000	PC																																		
			KRS1095A	1.2kW HEATING ELEMENT KIT	<table border="1"> <tr> <td>GN1326A1</td> <td>ELEMENT SEALING</td> <td>1.000</td> <td>PC</td> </tr> <tr> <td>IP1385A1</td> <td></td> <td>0.500</td> <td>M</td> </tr> <tr> <td>RS1095A1</td> <td>HEATING ELEMENT 1200W 230V</td> <td>1.000</td> <td>PC</td> </tr> <tr> <td>SC1010A0</td> <td>UNOX ENVELOPE FOR TECHN. DOCUMENTAT ION</td> <td>1.000</td> <td>PC</td> </tr> <tr> <td>SL1045A0</td> <td>S57 BLACK SILICONE - 80ml CARTRIDGE</td> <td>1.000</td> <td>PC</td> </tr> <tr> <td>VI1220A1</td> <td>4,2x12 TCB SELF-TAPPIN G SCREW</td> <td>2.000</td> <td>PC</td> </tr> <tr> <td>VM1059A1</td> <td></td> <td>1.200</td> <td>M</td> </tr> </table>	GN1326A1	ELEMENT SEALING	1.000	PC	IP1385A1		0.500	M	RS1095A1	HEATING ELEMENT 1200W 230V	1.000	PC	SC1010A0	UNOX ENVELOPE FOR TECHN. DOCUMENTAT ION	1.000	PC	SL1045A0	S57 BLACK SILICONE - 80ml CARTRIDGE	1.000	PC	VI1220A1	4,2x12 TCB SELF-TAPPIN G SCREW	2.000	PC	VM1059A1		1.200	M				
GN1326A1	ELEMENT SEALING	1.000	PC																																		
IP1385A1		0.500	M																																		
RS1095A1	HEATING ELEMENT 1200W 230V	1.000	PC																																		
SC1010A0	UNOX ENVELOPE FOR TECHN. DOCUMENTAT ION	1.000	PC																																		
SL1045A0	S57 BLACK SILICONE - 80ml CARTRIDGE	1.000	PC																																		
VI1220A1	4,2x12 TCB SELF-TAPPIN G SCREW	2.000	PC																																		
VM1059A1		1.200	M																																		
			KRS1012A	1365W 120V HEATING ELEMENT KIT	<table border="1"> <tr> <td>GN1326A1</td> <td>ELEMENT SEALING</td> <td>1.000</td> <td>PC</td> </tr> <tr> <td>IC1296A0</td> <td></td> <td>1.000</td> <td>PC</td> </tr> <tr> <td>MOV0008A0</td> <td></td> <td>0.100</td> <td>PC</td> </tr> <tr> <td>RS1012A0</td> <td>CIRCULAR ELEMENT 1365W 120V</td> <td>1.000</td> <td>PC</td> </tr> <tr> <td>SC1010A0</td> <td>UNOX ENVELOPE FOR TECHN. DOCUMENTAT ION</td> <td>1.000</td> <td>PC</td> </tr> <tr> <td>VI1220A1</td> <td>4,2x12 TCB SELF-TAPPIN G SCREW</td> <td>5.000</td> <td>PC</td> </tr> <tr> <td>VM1794A0</td> <td>250x4.8 PA66 BLACK CLAMP</td> <td>2.000</td> <td>PC</td> </tr> <tr> <td>VM2103A0</td> <td>CLAMP LOCK</td> <td>2.000</td> <td>PC</td> </tr> </table>	GN1326A1	ELEMENT SEALING	1.000	PC	IC1296A0		1.000	PC	MOV0008A0		0.100	PC	RS1012A0	CIRCULAR ELEMENT 1365W 120V	1.000	PC	SC1010A0	UNOX ENVELOPE FOR TECHN. DOCUMENTAT ION	1.000	PC	VI1220A1	4,2x12 TCB SELF-TAPPIN G SCREW	5.000	PC	VM1794A0	250x4.8 PA66 BLACK CLAMP	2.000	PC	VM2103A0	CLAMP LOCK	2.000	PC
GN1326A1	ELEMENT SEALING	1.000	PC																																		
IC1296A0		1.000	PC																																		
MOV0008A0		0.100	PC																																		
RS1012A0	CIRCULAR ELEMENT 1365W 120V	1.000	PC																																		
SC1010A0	UNOX ENVELOPE FOR TECHN. DOCUMENTAT ION	1.000	PC																																		
VI1220A1	4,2x12 TCB SELF-TAPPIN G SCREW	5.000	PC																																		
VM1794A0	250x4.8 PA66 BLACK CLAMP	2.000	PC																																		
VM2103A0	CLAMP LOCK	2.000	PC																																		
			KRS1011A	ROBERTA/LISA HEATING ELEMENT KIT	<table border="1"> <tr> <td>GN1326A1</td> <td>ELEMENT SEALING</td> <td>1.000</td> <td>PC</td> </tr> <tr> <td>IC1296A0</td> <td></td> <td>1.000</td> <td>PC</td> </tr> <tr> <td>MOV0008A0</td> <td></td> <td>0.100</td> <td>PC</td> </tr> <tr> <td>RS1011A0</td> <td>2560W HEATING ELEMENT</td> <td>1.000</td> <td>PC</td> </tr> </table>	GN1326A1	ELEMENT SEALING	1.000	PC	IC1296A0		1.000	PC	MOV0008A0		0.100	PC	RS1011A0	2560W HEATING ELEMENT	1.000	PC																
GN1326A1	ELEMENT SEALING	1.000	PC																																		
IC1296A0		1.000	PC																																		
MOV0008A0		0.100	PC																																		
RS1011A0	2560W HEATING ELEMENT	1.000	PC																																		

GN1326A	ELEMENT SEALING		KRS1011A	ROBERTA/LISA HEATING ELEMENT KIT	<table border="1"> <tr> <td>SC1010A0</td> <td>UNOX ENVELOPE FOR TECHN. DOCUMENTATION</td> <td>1.000</td> <td>PC</td> </tr> <tr> <td>SL1045A0</td> <td>S57 BLACK SILICONE - 80ml CARTRIDGE</td> <td>1.000</td> <td>PC</td> </tr> <tr> <td>VI1220A1</td> <td>4,2x12 TCB SELF-TAPPING G SCREW</td> <td>5.000</td> <td>PC</td> </tr> <tr> <td>VM1794A0</td> <td>250x4.8 PA66 BLACK CLAMP</td> <td>2.000</td> <td>PC</td> </tr> <tr> <td>VM2103A0</td> <td>CLAMP LOCK</td> <td>2.000</td> <td>PC</td> </tr> </table>	SC1010A0	UNOX ENVELOPE FOR TECHN. DOCUMENTATION	1.000	PC	SL1045A0	S57 BLACK SILICONE - 80ml CARTRIDGE	1.000	PC	VI1220A1	4,2x12 TCB SELF-TAPPING G SCREW	5.000	PC	VM1794A0	250x4.8 PA66 BLACK CLAMP	2.000	PC	VM2103A0	CLAMP LOCK	2.000	PC								
			SC1010A0	UNOX ENVELOPE FOR TECHN. DOCUMENTATION	1.000	PC																											
			SL1045A0	S57 BLACK SILICONE - 80ml CARTRIDGE	1.000	PC																											
			VI1220A1	4,2x12 TCB SELF-TAPPING G SCREW	5.000	PC																											
			VM1794A0	250x4.8 PA66 BLACK CLAMP	2.000	PC																											
			VM2103A0	CLAMP LOCK	2.000	PC																											
			KRS0090A	HEATING ELEMENT 1.26kW	<table border="1"> <tr> <td>GN1326A1</td> <td>ELEMENT SEALING</td> <td>1.000</td> <td>PC</td> </tr> <tr> <td>IC1296A0</td> <td></td> <td>1.000</td> <td>PC</td> </tr> <tr> <td>RS0090A0</td> <td>CIRC. HEAT. ELEMENT 1260W 220-230</td> <td>1.000</td> <td>PC</td> </tr> <tr> <td>SC1010A0</td> <td>UNOX ENVELOPE FOR TECHN. DOCUMENTATION</td> <td>1.000</td> <td>PC</td> </tr> <tr> <td>VI1220A1</td> <td>4,2x12 TCB SELF-TAPPING G SCREW</td> <td>3.000</td> <td>PC</td> </tr> <tr> <td>VM1794A0</td> <td>250x4.8 PA66 BLACK CLAMP</td> <td>2.000</td> <td>PC</td> </tr> <tr> <td>VM2103A0</td> <td>CLAMP LOCK</td> <td>2.000</td> <td>PC</td> </tr> </table>	GN1326A1	ELEMENT SEALING	1.000	PC	IC1296A0		1.000	PC	RS0090A0	CIRC. HEAT. ELEMENT 1260W 220-230	1.000	PC	SC1010A0	UNOX ENVELOPE FOR TECHN. DOCUMENTATION	1.000	PC	VI1220A1	4,2x12 TCB SELF-TAPPING G SCREW	3.000	PC	VM1794A0	250x4.8 PA66 BLACK CLAMP	2.000	PC	VM2103A0	CLAMP LOCK	2.000	PC
			GN1326A1	ELEMENT SEALING	1.000	PC																											
			IC1296A0		1.000	PC																											
			RS0090A0	CIRC. HEAT. ELEMENT 1260W 220-230	1.000	PC																											
			SC1010A0	UNOX ENVELOPE FOR TECHN. DOCUMENTATION	1.000	PC																											
			VI1220A1	4,2x12 TCB SELF-TAPPING G SCREW	3.000	PC																											
VM1794A0	250x4.8 PA66 BLACK CLAMP	2.000	PC																														
VM2103A0	CLAMP LOCK	2.000	PC																														
KRS0050A	HEATING ELEMENT KIT 0.5kW	<table border="1"> <tr> <td>GN1326A1</td> <td>ELEMENT SEALING</td> <td>1.000</td> <td>PC</td> </tr> <tr> <td>IC1297A0</td> <td></td> <td>1.000</td> <td>PC</td> </tr> <tr> <td>IP1075A1</td> <td></td> <td>1.000</td> <td>PC</td> </tr> <tr> <td>IP1080A1</td> <td></td> <td>1.000</td> <td>PC</td> </tr> <tr> <td>RS0050A0</td> <td>HEAT. ELEMENT 500W 220-230V LIEV</td> <td>1.000</td> <td>PC</td> </tr> <tr> <td>SC1020A0</td> <td></td> <td>1.000</td> <td>PC</td> </tr> <tr> <td>VI1220A1</td> <td>4,2x12 TCB SELF-TAPPING G SCREW</td> <td>2.000</td> <td>PC</td> </tr> </table>	GN1326A1	ELEMENT SEALING	1.000	PC	IC1297A0		1.000	PC	IP1075A1		1.000	PC	IP1080A1		1.000	PC	RS0050A0	HEAT. ELEMENT 500W 220-230V LIEV	1.000	PC	SC1020A0		1.000	PC	VI1220A1	4,2x12 TCB SELF-TAPPING G SCREW	2.000	PC			
GN1326A1	ELEMENT SEALING	1.000	PC																														
IC1297A0		1.000	PC																														
IP1075A1		1.000	PC																														
IP1080A1		1.000	PC																														
RS0050A0	HEAT. ELEMENT 500W 220-230V LIEV	1.000	PC																														
SC1020A0		1.000	PC																														
VI1220A1	4,2x12 TCB SELF-TAPPING G SCREW	2.000	PC																														
KRS0011A	HEATING ELEMENT 1.465kW RS0011A	<table border="1"> <tr> <td>GN1326A1</td> <td>ELEMENT SEALING</td> <td>1.000</td> <td>PC</td> </tr> <tr> <td>IC1297A0</td> <td></td> <td>1.000</td> <td>PC</td> </tr> </table>	GN1326A1	ELEMENT SEALING	1.000	PC	IC1297A0		1.000	PC																							
GN1326A1	ELEMENT SEALING	1.000	PC																														
IC1297A0		1.000	PC																														


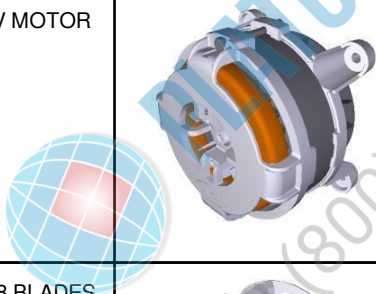
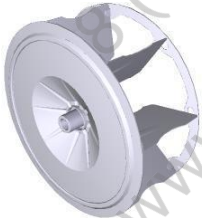

GN1326A	ELEMENT SEALING		KRS0011A	HEATING ELEMENT 1.465kW RS0011A	<table border="1"> <tr> <td>RS0011A0</td> <td>CIRC.HEAT. ELEMENT 1465W 220-230</td> <td>1.000</td> <td>PC</td> </tr> <tr> <td>SC1010A0</td> <td>UNOX ENVELOPE FOR TECHN. DOCUMENTATION</td> <td>1.000</td> <td>PC</td> </tr> <tr> <td>VI1220A1</td> <td>4,2x12 TCB SELF-TAPPING G SCREW</td> <td>3.000</td> <td>PC</td> </tr> <tr> <td>VM1794A0</td> <td>250x4.8 PA66 BLACK CLAMP</td> <td>2.000</td> <td>PC</td> </tr> <tr> <td>VM2103A0</td> <td>CLAMP LOCK</td> <td>2.000</td> <td>PC</td> </tr> </table>	RS0011A0	CIRC.HEAT. ELEMENT 1465W 220-230	1.000	PC	SC1010A0	UNOX ENVELOPE FOR TECHN. DOCUMENTATION	1.000	PC	VI1220A1	4,2x12 TCB SELF-TAPPING G SCREW	3.000	PC	VM1794A0	250x4.8 PA66 BLACK CLAMP	2.000	PC	VM2103A0	CLAMP LOCK	2.000	PC								
RS0011A0	CIRC.HEAT. ELEMENT 1465W 220-230	1.000	PC																														
SC1010A0	UNOX ENVELOPE FOR TECHN. DOCUMENTATION	1.000	PC																														
VI1220A1	4,2x12 TCB SELF-TAPPING G SCREW	3.000	PC																														
VM1794A0	250x4.8 PA66 BLACK CLAMP	2.000	PC																														
VM2103A0	CLAMP LOCK	2.000	PC																														
			KRS0010A	KIT HEATING ELEMENT RS10010A	<table border="1"> <tr> <td>GN1326A1</td> <td>ELEMENT SEALING</td> <td>1.000</td> <td>PC</td> </tr> <tr> <td>IC1297A0</td> <td></td> <td>1.000</td> <td>PC</td> </tr> <tr> <td>IP1075A1</td> <td></td> <td>1.000</td> <td>PC</td> </tr> <tr> <td>IP1080A1</td> <td></td> <td>5.000</td> <td>PC</td> </tr> <tr> <td>RS0010A0</td> <td>CIRC.HEAT. ELEMENT 2560W - 220-230 V</td> <td>1.000</td> <td>PC</td> </tr> <tr> <td>SC1020A0</td> <td></td> <td>1.000</td> <td>PC</td> </tr> <tr> <td>VI1220A1</td> <td>4,2x12 TCB SELF-TAPPING G SCREW</td> <td>3.000</td> <td>PC</td> </tr> </table>	GN1326A1	ELEMENT SEALING	1.000	PC	IC1297A0		1.000	PC	IP1075A1		1.000	PC	IP1080A1		5.000	PC	RS0010A0	CIRC.HEAT. ELEMENT 2560W - 220-230 V	1.000	PC	SC1020A0		1.000	PC	VI1220A1	4,2x12 TCB SELF-TAPPING G SCREW	3.000	PC
GN1326A1	ELEMENT SEALING	1.000	PC																														
IC1297A0		1.000	PC																														
IP1075A1		1.000	PC																														
IP1080A1		5.000	PC																														
RS0010A0	CIRC.HEAT. ELEMENT 2560W - 220-230 V	1.000	PC																														
SC1020A0		1.000	PC																														
VI1220A1	4,2x12 TCB SELF-TAPPING G SCREW	3.000	PC																														
			KGN1326A	HEATING ELEMENT GASKET 5 PCS KIT	<table border="1"> <tr> <td>GN1326A1</td> <td>ELEMENT SEALING</td> <td>5.000</td> <td>PC</td> </tr> <tr> <td>VM1224A0</td> <td></td> <td>150.000</td> <td>MM</td> </tr> </table>	GN1326A1	ELEMENT SEALING	5.000	PC	VM1224A0		150.000	MM																				
GN1326A1	ELEMENT SEALING	5.000	PC																														
VM1224A0		150.000	MM																														
RS1274A	100W 60V 1 TURN FLAT ELEMENT		KRS1274A	100W MOTOR BRAKING ELEMENT KIT	<table border="1"> <tr> <td>GN1672A1</td> <td>RS1274A ELEMENT GASKET</td> <td>1.000</td> <td>PC</td> </tr> <tr> <td>IC1304A0</td> <td></td> <td>1.000</td> <td>PC</td> </tr> <tr> <td>MOV0009A0</td> <td></td> <td>0.100</td> <td>PC</td> </tr> <tr> <td>NA1200A1</td> <td></td> <td>0.500</td> <td>M</td> </tr> <tr> <td>RS1274A0</td> <td>100W 60V 1 TURN FLAT ELEMENT</td> <td>1.000</td> <td>PC</td> </tr> <tr> <td>SL1045A0</td> <td>S57 BLACK SILICONE - 80ml CARTRIDGE</td> <td>1.000</td> <td>PC</td> </tr> <tr> <td>VI1220A1</td> <td>4,2x12 TCB SELF-TAPPING G SCREW</td> <td>2.000</td> <td>PC</td> </tr> </table>	GN1672A1	RS1274A ELEMENT GASKET	1.000	PC	IC1304A0		1.000	PC	MOV0009A0		0.100	PC	NA1200A1		0.500	M	RS1274A0	100W 60V 1 TURN FLAT ELEMENT	1.000	PC	SL1045A0	S57 BLACK SILICONE - 80ml CARTRIDGE	1.000	PC	VI1220A1	4,2x12 TCB SELF-TAPPING G SCREW	2.000	PC
GN1672A1	RS1274A ELEMENT GASKET	1.000	PC																														
IC1304A0		1.000	PC																														
MOV0009A0		0.100	PC																														
NA1200A1		0.500	M																														
RS1274A0	100W 60V 1 TURN FLAT ELEMENT	1.000	PC																														
SL1045A0	S57 BLACK SILICONE - 80ml CARTRIDGE	1.000	PC																														
VI1220A1	4,2x12 TCB SELF-TAPPING G SCREW	2.000	PC																														


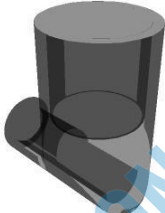
0H4305A	ST. STEEL MOTOR SHAFT SEALING DIS		KVN1130A		<table border="1"> <tr> <td>0H4305A1</td> <td>ST. STEEL MOTOR SHAFT SEALING DISC</td> <td>1.000</td> <td>PZ</td> </tr> <tr> <td>GN1140A3</td> <td>MOLDED MOTOR HOLDER GASKET</td> <td>1.000</td> <td>PZ</td> </tr> <tr> <td>IC1059A0</td> <td></td> <td>1.000</td> <td>PZ</td> </tr> <tr> <td>IC1307A0</td> <td></td> <td>1.000</td> <td>PZ</td> </tr> <tr> <td>SC1010A0</td> <td>UNOX ENVELOPE FOR TECHN. DOCUMENTAT ION</td> <td>1.000</td> <td>PZ</td> </tr> <tr> <td>VI1045A0</td> <td>16x8,4 Th=1,6 ST.STEEL WASHER</td> <td>1.000</td> <td>PZ</td> </tr> <tr> <td>VI1256A0</td> <td>M8 DIN 980M ST. STEEL SELF LOCKING NUT</td> <td>1.000</td> <td>PZ</td> </tr> <tr> <td>VM1794A0</td> <td>250x4,8 PA66 BLACK CLAMP</td> <td>4.000</td> <td>PZ</td> </tr> <tr> <td>VM2103A0</td> <td>CLAMP LOCK</td> <td>4.000</td> <td>PZ</td> </tr> <tr> <td>VM2196A0</td> <td>MOTOR NUT FASTENING BUSHING</td> <td>1.000</td> <td>PZ</td> </tr> <tr> <td>VN1130A1</td> <td>330W 230V 50/60HZ MOTO</td> <td>1.000</td> <td>PZ</td> </tr> </table>	0H4305A1	ST. STEEL MOTOR SHAFT SEALING DISC	1.000	PZ	GN1140A3	MOLDED MOTOR HOLDER GASKET	1.000	PZ	IC1059A0		1.000	PZ	IC1307A0		1.000	PZ	SC1010A0	UNOX ENVELOPE FOR TECHN. DOCUMENTAT ION	1.000	PZ	VI1045A0	16x8,4 Th=1,6 ST.STEEL WASHER	1.000	PZ	VI1256A0	M8 DIN 980M ST. STEEL SELF LOCKING NUT	1.000	PZ	VM1794A0	250x4,8 PA66 BLACK CLAMP	4.000	PZ	VM2103A0	CLAMP LOCK	4.000	PZ	VM2196A0	MOTOR NUT FASTENING BUSHING	1.000	PZ	VN1130A1	330W 230V 50/60HZ MOTO	1.000	PZ
0H4305A1	ST. STEEL MOTOR SHAFT SEALING DISC	1.000	PZ																																														
GN1140A3	MOLDED MOTOR HOLDER GASKET	1.000	PZ																																														
IC1059A0		1.000	PZ																																														
IC1307A0		1.000	PZ																																														
SC1010A0	UNOX ENVELOPE FOR TECHN. DOCUMENTAT ION	1.000	PZ																																														
VI1045A0	16x8,4 Th=1,6 ST.STEEL WASHER	1.000	PZ																																														
VI1256A0	M8 DIN 980M ST. STEEL SELF LOCKING NUT	1.000	PZ																																														
VM1794A0	250x4,8 PA66 BLACK CLAMP	4.000	PZ																																														
VM2103A0	CLAMP LOCK	4.000	PZ																																														
VM2196A0	MOTOR NUT FASTENING BUSHING	1.000	PZ																																														
VN1130A1	330W 230V 50/60HZ MOTO	1.000	PZ																																														
			KMT1012A	MIND.MAPS 330W 230V MOTOR KIT	<table border="1"> <tr> <td>0H2842A0</td> <td>MT1012 CENTERING JI</td> <td>1.000</td> <td>PZ</td> </tr> <tr> <td>0H4305A1</td> <td>ST. STEEL MOTOR SHAFT SEALING DISC</td> <td>1.000</td> <td>PZ</td> </tr> <tr> <td>GN1140A3</td> <td>MOLDED MOTOR HOLDER GASKET</td> <td>1.000</td> <td>PZ</td> </tr> <tr> <td>IC1059A0</td> <td></td> <td>1.000</td> <td>PZ</td> </tr> <tr> <td>IC1307A0</td> <td></td> <td>1.000</td> <td>PZ</td> </tr> <tr> <td>JEM0478A0</td> <td>MOTOR+DISC +MAGNET SET</td> <td>1.000</td> <td>PZ</td> </tr> <tr> <td>LI1994A0</td> <td></td> <td>1.000</td> <td>PZ</td> </tr> <tr> <td>MOV0007A0</td> <td></td> <td>0.100</td> <td>PZ</td> </tr> <tr> <td>SC1010A0</td> <td>UNOX ENVELOPE FOR TECHN. DOCUMENTAT ION</td> <td>1.000</td> <td>PZ</td> </tr> <tr> <td>VI1077A1</td> <td>SCREW M6x12 TE INOX</td> <td>1.000</td> <td>PZ</td> </tr> </table>	0H2842A0	MT1012 CENTERING JI	1.000	PZ	0H4305A1	ST. STEEL MOTOR SHAFT SEALING DISC	1.000	PZ	GN1140A3	MOLDED MOTOR HOLDER GASKET	1.000	PZ	IC1059A0		1.000	PZ	IC1307A0		1.000	PZ	JEM0478A0	MOTOR+DISC +MAGNET SET	1.000	PZ	LI1994A0		1.000	PZ	MOV0007A0		0.100	PZ	SC1010A0	UNOX ENVELOPE FOR TECHN. DOCUMENTAT ION	1.000	PZ	VI1077A1	SCREW M6x12 TE INOX	1.000	PZ				
0H2842A0	MT1012 CENTERING JI	1.000	PZ																																														
0H4305A1	ST. STEEL MOTOR SHAFT SEALING DISC	1.000	PZ																																														
GN1140A3	MOLDED MOTOR HOLDER GASKET	1.000	PZ																																														
IC1059A0		1.000	PZ																																														
IC1307A0		1.000	PZ																																														
JEM0478A0	MOTOR+DISC +MAGNET SET	1.000	PZ																																														
LI1994A0		1.000	PZ																																														
MOV0007A0		0.100	PZ																																														
SC1010A0	UNOX ENVELOPE FOR TECHN. DOCUMENTAT ION	1.000	PZ																																														
VI1077A1	SCREW M6x12 TE INOX	1.000	PZ																																														

0H4305A	ST. STEEL MOTOR SHAFT SEALING DIS		KMT1012A	MIND.MAPS 330W 230V MOTOR KIT	<table border="1"> <tr> <td>VI1521A0</td> <td>STAINLESS STEEL WASHER D=6 6592</td> <td>1.000</td> <td>PZ</td> </tr> <tr> <td>VM1794A0</td> <td>250x4.8 PA66 BLACK CLAMP</td> <td>4.000</td> <td>PZ</td> </tr> <tr> <td>VM2103A0</td> <td>CLAMP LOCK</td> <td>4.000</td> <td>PZ</td> </tr> </table>	VI1521A0	STAINLESS STEEL WASHER D=6 6592	1.000	PZ	VM1794A0	250x4.8 PA66 BLACK CLAMP	4.000	PZ	VM2103A0	CLAMP LOCK	4.000	PZ												
VI1521A0	STAINLESS STEEL WASHER D=6 6592	1.000	PZ																										
VM1794A0	250x4.8 PA66 BLACK CLAMP	4.000	PZ																										
VM2103A0	CLAMP LOCK	4.000	PZ																										
			K0H4305A	SEALING DISC FOR MOTOR SHAFT KIT	<table border="1"> <tr> <td>0H4305A1</td> <td>ST. STEEL MOTOR SHAFT SEALING DISC</td> <td>1.000</td> <td>PZ</td> </tr> <tr> <td>GN1140A3</td> <td>MOLDED MOTOR HOLDER GASKET</td> <td>1.000</td> <td>PZ</td> </tr> <tr> <td>IC1298A0</td> <td></td> <td>1.000</td> <td>PZ</td> </tr> <tr> <td>SC1015A0</td> <td></td> <td>1.000</td> <td>PZ</td> </tr> <tr> <td>SL1045A0</td> <td>S57 BLACK SILICONE - 80ml CARTRIDGE</td> <td>1.000</td> <td>PZ</td> </tr> <tr> <td>VI1220A1</td> <td>4,2x12 TCB SELF-TAPPIN G SCREW</td> <td>3.000</td> <td>PZ</td> </tr> </table>	0H4305A1	ST. STEEL MOTOR SHAFT SEALING DISC	1.000	PZ	GN1140A3	MOLDED MOTOR HOLDER GASKET	1.000	PZ	IC1298A0		1.000	PZ	SC1015A0		1.000	PZ	SL1045A0	S57 BLACK SILICONE - 80ml CARTRIDGE	1.000	PZ	VI1220A1	4,2x12 TCB SELF-TAPPIN G SCREW	3.000	PZ
0H4305A1	ST. STEEL MOTOR SHAFT SEALING DISC	1.000	PZ																										
GN1140A3	MOLDED MOTOR HOLDER GASKET	1.000	PZ																										
IC1298A0		1.000	PZ																										
SC1015A0		1.000	PZ																										
SL1045A0	S57 BLACK SILICONE - 80ml CARTRIDGE	1.000	PZ																										
VI1220A1	4,2x12 TCB SELF-TAPPIN G SCREW	3.000	PZ																										
0H7170A	MM MOTOR GLASS WOOL PLATE		0H7170A0	MM MOTOR GLASS WOOL PLATE																									
GN1140A	MOTOR HOLDER GASKET		KVN1130A		<table border="1"> <tr> <td>0H4305A1</td> <td>ST. STEEL MOTOR SHAFT SEALING DISC</td> <td>1.000</td> <td>PZ</td> </tr> <tr> <td>GN1140A3</td> <td>MOLDED MOTOR HOLDER GASKET</td> <td>1.000</td> <td>PZ</td> </tr> <tr> <td>IC1059A0</td> <td></td> <td>1.000</td> <td>PZ</td> </tr> <tr> <td>IC1307A0</td> <td></td> <td>1.000</td> <td>PZ</td> </tr> <tr> <td>SC1010A0</td> <td>UNOX ENVELOPE FOR TECHN. DOCUMENTAT ION</td> <td>1.000</td> <td>PZ</td> </tr> </table>	0H4305A1	ST. STEEL MOTOR SHAFT SEALING DISC	1.000	PZ	GN1140A3	MOLDED MOTOR HOLDER GASKET	1.000	PZ	IC1059A0		1.000	PZ	IC1307A0		1.000	PZ	SC1010A0	UNOX ENVELOPE FOR TECHN. DOCUMENTAT ION	1.000	PZ				
0H4305A1	ST. STEEL MOTOR SHAFT SEALING DISC	1.000	PZ																										
GN1140A3	MOLDED MOTOR HOLDER GASKET	1.000	PZ																										
IC1059A0		1.000	PZ																										
IC1307A0		1.000	PZ																										
SC1010A0	UNOX ENVELOPE FOR TECHN. DOCUMENTAT ION	1.000	PZ																										

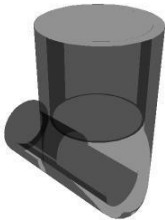
GN1140A	MOTOR HOLDER GASKET		KVN1130A		VI1045A0 16x8,4 Th=1,6 1.000 PZ ST.STEEL WASHER VI1256A0 M8 DIN 980M 1.000 PZ ST. STEEL SELF LOCKING NUT VM1794A0 250x4.8 PA66 4.000 PZ BLACK CLAMP VM2103A0 CLAMP LOCK 4.000 PZ VM2196A0 MOTOR NUT 1.000 PZ FASTENING BUSHING VN1130A1 330W 230V 1.000 PZ 50/60HZ MOTO
			KMT1012A	MIND.MAPS 330W 230V MOTOR KIT	0H2842A0 MT1012 1.000 PZ CENTERING JI 0H4305A1 ST. STEEL 1.000 PZ MOTOR SHAFT SEALING DISC GN1140A3 MOLDED 1.000 PZ MOTOR HOLDER GASKET IC1059A0 1.000 PZ IC1307A0 1.000 PZ JEM0478A0 MOTOR+DISC 1.000 PZ +MAGNET SET LI1994A0 1.000 PZ MOV0007A0 0.100 PZ SC1010A0 UNOX 1.000 PZ ENVELOPE FOR TECHN. DOCUMENTAT ION V11077A1 SCREW M6x12 1.000 PZ TE INOX V11521A0 STAINLESS 1.000 PZ STEEL WASHER D=6 6592 VM1794A0 250x4.8 PA66 4.000 PZ BLACK CLAMP VM2103A0 CLAMP LOCK 4.000 PZ
			8 (800) 500-34-47		
			www.platonservice.com		
				5 PCS. MOTOR HOLDER GASKET KI	GN1140A3 MOLDED 5.000 PZ MOTOR HOLDER GASKET SC1015A0 1.000 PZ VM1224A0 150.000 MM



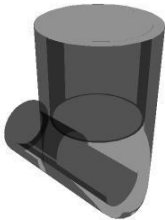
GN1140A	MOTOR HOLDER GASKET		K0H4305A	SEALING DISC FOR MOTOR SHAFT KIT	<table border="1"> <tr> <td>0H4305A1</td> <td>ST. STEEL</td> <td>1.000</td> <td>PZ</td> </tr> <tr> <td colspan="4">MOTOR SHAFT SEALING DISC</td> </tr> <tr> <td>GN1140A3</td> <td>MOLDED MOTOR HOLDER GASKET</td> <td>1.000</td> <td>PZ</td> </tr> <tr> <td>IC1298A0</td> <td></td> <td>1.000</td> <td>PZ</td> </tr> <tr> <td>SC1015A0</td> <td></td> <td>1.000</td> <td>PZ</td> </tr> <tr> <td>SL1045A0</td> <td>S57 BLACK SILICONE - 80ml CARTRIDGE</td> <td>1.000</td> <td>PZ</td> </tr> <tr> <td>VI1220A1</td> <td>4,2x12 TCB SELF-TAPPIN G SCREW</td> <td>3.000</td> <td>PZ</td> </tr> </table>	0H4305A1	ST. STEEL	1.000	PZ	MOTOR SHAFT SEALING DISC				GN1140A3	MOLDED MOTOR HOLDER GASKET	1.000	PZ	IC1298A0		1.000	PZ	SC1015A0		1.000	PZ	SL1045A0	S57 BLACK SILICONE - 80ml CARTRIDGE	1.000	PZ	VI1220A1	4,2x12 TCB SELF-TAPPIN G SCREW	3.000	PZ
0H4305A1	ST. STEEL	1.000	PZ																														
MOTOR SHAFT SEALING DISC																																	
GN1140A3	MOLDED MOTOR HOLDER GASKET	1.000	PZ																														
IC1298A0		1.000	PZ																														
SC1015A0		1.000	PZ																														
SL1045A0	S57 BLACK SILICONE - 80ml CARTRIDGE	1.000	PZ																														
VI1220A1	4,2x12 TCB SELF-TAPPIN G SCREW	3.000	PZ																														
MT1012A	330W 230V MOTOR		MT1012A0	330W 230V MOTOR																													
VN1170B	D195 H80 8 BLADES FAN+RING		KVN1170B	D195 H80 8 BLADES FAN + RING KIT	<table border="1"> <tr> <td>IC1296A0</td> <td></td> <td>1.000</td> <td>PZ</td> </tr> <tr> <td>IC1311A0</td> <td></td> <td>1.000</td> <td>PZ</td> </tr> <tr> <td>SC1015A0</td> <td></td> <td>1.000</td> <td>PZ</td> </tr> <tr> <td>VI1077A1</td> <td>SCREW M6x12 TE INOX</td> <td>1.000</td> <td>PZ</td> </tr> <tr> <td>VI1521A0</td> <td>STAINLESS STEEL WASHER D=6 6592</td> <td>1.000</td> <td>PZ</td> </tr> <tr> <td>VN1170B0</td> <td>D195 H80 8 BLADES FAN+RING</td> <td>1.000</td> <td>PZ</td> </tr> </table>	IC1296A0		1.000	PZ	IC1311A0		1.000	PZ	SC1015A0		1.000	PZ	VI1077A1	SCREW M6x12 TE INOX	1.000	PZ	VI1521A0	STAINLESS STEEL WASHER D=6 6592	1.000	PZ	VN1170B0	D195 H80 8 BLADES FAN+RING	1.000	PZ				
IC1296A0		1.000	PZ																														
IC1311A0		1.000	PZ																														
SC1015A0		1.000	PZ																														
VI1077A1	SCREW M6x12 TE INOX	1.000	PZ																														
VI1521A0	STAINLESS STEEL WASHER D=6 6592	1.000	PZ																														
VN1170B0	D195 H80 8 BLADES FAN+RING	1.000	PZ																														
0G1585A	XEBC-04EU-E FAN GUARD		0G1585A0	XEBC-04EU-E FAN GUARD																													

TB3061A	XEBC-04EU-E INTERNAL HUMIDITY PIPE		TB3061A0	XEBC-04EU-E INTERNAL HUMIDITY PIPE	
GN1584A	CORNER FITTING D30-D16		KTB3128A	XECC-1013-E VENTURI COLLECTOR PIPE KI	GN1544A0 AIR INLET GASKET 1.000 PZ
					GN1584A0 CORNER FITTING D30-D16 1.000 PZ
					TB3128A0 XECC-10 VENTURI AIR EXIT PIPE 1.000 PZ
					GN1544A0 AIR INLET GASKET 1.000 PC
					GN1584A0 CORNER FITTING D30-D16 1.000 PC
					IC1306A0 1.000 PC
			KTB3074B	XEVC-0711-G VENTURI COLLECTOR PIPE KI	RC1042A0 DOUBLE WIRE SPRING CLAMP D21.5-22.6 1.000 PC
					TB3074B0 XEVC-07EU-G VENTURI COLLECTOR PIPE D30 1.000 PC
					VM1794A0 250x4.8 PA66 BLACK CLAMP 1.000 PC
					GN1544A0 AIR INLET GASKET 2.000 PC
					GN1584A0 CORNER FITTING D30-D16 1.000 PC
					IC1308A0 1.000 PC
KTB3068B	10FS/EU/2-G VENTURI COLLECTOR PIPE KI	RC1042A0 DOUBLE WIRE SPRING CLAMP D21.5-22.6 1.000 PC			
		TB3068B0 XEBC-10 VENTURI AIR COLLECTOR PIPE D30 1.000 PC			
		VM1794A0 250x4.8 PA66 BLACK CLAMP 1.000 PC			



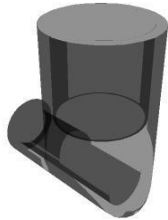


GN1584A	CORNER FITTING D30-D16		KTB3019A	20XX/16XX UPPER VENTURI COLLECT PIPE KIT	<table border="1"> <tr> <td>GN1544A0</td> <td>AIR INLET GASKET</td> <td>1.000</td> <td>PC</td> </tr> <tr> <td>GN1584A0</td> <td>CORNER FITTING D30-D16</td> <td>1.000</td> <td>PC</td> </tr> <tr> <td>IC1321A0</td> <td></td> <td>1.000</td> <td>PC</td> </tr> <tr> <td>RC1042A0</td> <td>DOUBLE WIRE SPRING CLAMP D21.5-22.6</td> <td>1.000</td> <td>PC</td> </tr> <tr> <td>TB3019A1</td> <td>XEVC-2011 UPPER AIR INLET PIPE D3</td> <td>1.000</td> <td>PC</td> </tr> <tr> <td>VM1794A0</td> <td>250x4.8 PA66 BLACK CLAMP</td> <td>1.000</td> <td>PC</td> </tr> </table>	GN1544A0	AIR INLET GASKET	1.000	PC	GN1584A0	CORNER FITTING D30-D16	1.000	PC	IC1321A0		1.000	PC	RC1042A0	DOUBLE WIRE SPRING CLAMP D21.5-22.6	1.000	PC	TB3019A1	XEVC-2011 UPPER AIR INLET PIPE D3	1.000	PC	VM1794A0	250x4.8 PA66 BLACK CLAMP	1.000	PC
			GN1544A0	AIR INLET GASKET	1.000	PC																							
			GN1584A0	CORNER FITTING D30-D16	1.000	PC																							
IC1321A0		1.000	PC																										
RC1042A0	DOUBLE WIRE SPRING CLAMP D21.5-22.6	1.000	PC																										
TB3019A1	XEVC-2011 UPPER AIR INLET PIPE D3	1.000	PC																										
VM1794A0	250x4.8 PA66 BLACK CLAMP	1.000	PC																										
KTB2979C	XEBC-10XX-E VENTURI COLLECTOR PIPE KI	<table border="1"> <tr> <td>GN1544A0</td> <td>AIR INLET GASKET</td> <td>2.000</td> <td>PC</td> </tr> <tr> <td>GN1584A0</td> <td>CORNER FITTING D30-D16</td> <td>1.000</td> <td>PC</td> </tr> <tr> <td>IC1308A0</td> <td></td> <td>1.000</td> <td>PC</td> </tr> <tr> <td>RC1042A0</td> <td>DOUBLE WIRE SPRING CLAMP D21.5-22.6</td> <td>1.000</td> <td>PC</td> </tr> <tr> <td>TB2979C0</td> <td>XEBC-10 VENTURI AIR COLLECTOR PIPE D30</td> <td>1.000</td> <td>PC</td> </tr> <tr> <td>VM1794A0</td> <td>250x4.8 PA66 BLACK CLAMP</td> <td>1.000</td> <td>PC</td> </tr> </table>	GN1544A0	AIR INLET GASKET	2.000	PC	GN1584A0	CORNER FITTING D30-D16	1.000	PC	IC1308A0		1.000	PC	RC1042A0	DOUBLE WIRE SPRING CLAMP D21.5-22.6	1.000	PC	TB2979C0	XEBC-10 VENTURI AIR COLLECTOR PIPE D30	1.000	PC	VM1794A0	250x4.8 PA66 BLACK CLAMP	1.000	PC			
GN1544A0	AIR INLET GASKET	2.000	PC																										
GN1584A0	CORNER FITTING D30-D16	1.000	PC																										
IC1308A0		1.000	PC																										
RC1042A0	DOUBLE WIRE SPRING CLAMP D21.5-22.6	1.000	PC																										
TB2979C0	XEBC-10 VENTURI AIR COLLECTOR PIPE D30	1.000	PC																										
VM1794A0	250x4.8 PA66 BLACK CLAMP	1.000	PC																										
KTB2978B	XEBC-06 VENTURI COLLECTOR PIPE KI	<table border="1"> <tr> <td>GN1544A0</td> <td>AIR INLET GASKET</td> <td>1.000</td> <td>PC</td> </tr> <tr> <td>GN1584A0</td> <td>CORNER FITTING D30-D16</td> <td>1.000</td> <td>PC</td> </tr> <tr> <td>IC1306A0</td> <td></td> <td>1.000</td> <td>PC</td> </tr> <tr> <td>RC1042A0</td> <td>DOUBLE WIRE SPRING CLAMP D21.5-22.6</td> <td>1.000</td> <td>PC</td> </tr> <tr> <td>TB2978B0</td> <td>XEBC-06 VENTURI AIR COLLECTOR PIPE D30</td> <td>1.000</td> <td>PC</td> </tr> <tr> <td>VM1794A0</td> <td>250x4.8 PA66 BLACK CLAMP</td> <td>1.000</td> <td>PC</td> </tr> </table>	GN1544A0	AIR INLET GASKET	1.000	PC	GN1584A0	CORNER FITTING D30-D16	1.000	PC	IC1306A0		1.000	PC	RC1042A0	DOUBLE WIRE SPRING CLAMP D21.5-22.6	1.000	PC	TB2978B0	XEBC-06 VENTURI AIR COLLECTOR PIPE D30	1.000	PC	VM1794A0	250x4.8 PA66 BLACK CLAMP	1.000	PC			
GN1544A0	AIR INLET GASKET	1.000	PC																										
GN1584A0	CORNER FITTING D30-D16	1.000	PC																										
IC1306A0		1.000	PC																										
RC1042A0	DOUBLE WIRE SPRING CLAMP D21.5-22.6	1.000	PC																										
TB2978B0	XEBC-06 VENTURI AIR COLLECTOR PIPE D30	1.000	PC																										
VM1794A0	250x4.8 PA66 BLACK CLAMP	1.000	PC																										




GN1584A	CORNER FITTING D30-D16		KTB2959B	XEVC-1011-E VENTURI COLLECTOR PIPE KI	GN1544A0 AIR INLET GASKET 2.000 PC
					GN1584A0 CORNER FITTING D30-D16 1.000 PC
					IC1308A0 1.000 PC
					RC1042A0 DOUBLE WIRE SPRING CLAMP D21.5-22.6 1.000 PC
					TB2959B0 XEVC-1011-E VENTURI PIPE 1.000 PC
					VM1794A0 250x4.8 PA66 BLACK CLAMP 1.000 PC
			KTB2958B	XEVC-0711-E VENTURI COLLECTOR PIPE KI	GN1544A0 AIR INLET GASKET 1.000 PC
					GN1584A0 CORNER FITTING D30-D16 1.000 PC
					IC1306A0 1.000 PC
					RC1042A0 DOUBLE WIRE SPRING CLAMP D21.5-22.6 1.000 PC
					TB2958B0 XEVC-0711-E VENTURI PIPE 1.000 PC
					VM1794A0 250x4.8 PA66 BLACK CLAMP 1.000 PC
KTB2957B	0511/04EU-E VENTURI COLLECTOR PIPE KI	GN1544A0 AIR INLET GASKET 1.000 PC			
		GN1584A0 CORNER FITTING D30-D16 1.000 PC			
		IC1298A0 1.000 PC			
		RC1042A0 DOUBLE WIRE SPRING CLAMP D21.5-22.6 1.000 PC			
		TB2957B0 XEVC-0511-E VENTURI PIPE 1.000 PC			
		VM1794A0 250x4.8 PA66 BLACK CLAMP 1.000 PC			
KTB2944A	20XX/16XX LOWER VENTURI COLLECT PIPE KIT	GN1544A0 AIR INLET GASKET 2.000 PC			
		GN1584A0 CORNER FITTING D30-D16 1.000 PC			
		IC1308A0 1.000 PC			




PLATON SERVICE  
8 (800) 500-34-47  
www.platonservice.com

GN1584A	CORNER FITTING D30-D16		KTB2944A	20XX/16XX LOWER VENTURI COLLECT PIPE KIT	RC1042A0 DOUBLE WIRE 1.000 PC SPRING CLAMP D21.5-22.6 TB2944A1 XEVC-2011 AIR 1.000 PC INLET PIPE D3 VM1794A0 250x4.8 PA66 1.000 PC BLACK CLAMP
			KTB1323A	XECC-05XX-E VENTURI COLLECTOR PIPE KI	GN1544A0 AIR INLET 1.000 PZ GASKET GN1584A0 CORNER 1.000 PZ FITTING D30-D16 IC1298A0 1.000 PZ RC1042A0 DOUBLE WIRE 1.000 PZ SPRING CLAMP D21.5-22.6 TB1323A1 XECC-05xx 1.000 PZ VENTURI AIR EXIT PIPE
			KGN1584A D30-D16 CORNER FITTING KIT		GN1584A0 CORNER 1.000 PC FITTING D30-D16 VM1224A0 150.000 MM
RC1042A	DOUBLE WIRE SPRING CLAMP D21.5-22.6		KTB3074B	XEVC-0711-G VENTURI COLLECTOR PIPE KI	GN1544A0 AIR INLET 1.000 PC GASKET GN1584A0 CORNER 1.000 PC FITTING D30-D16 IC1306A0 1.000 PC RC1042A0 DOUBLE WIRE 1.000 PC SPRING CLAMP D21.5-22.6 TB3074B0 XEVC-07EU-G 1.000 PC VENTURI COLLECTOR PIPE D30 VM1794A0 250x4.8 PA66 1.000 PC BLACK CLAMP
			KTB3068B	10FS/EU/2-G VENTURI COLLECTOR PIPE KI	GN1544A0 AIR INLET 2.000 PC GASKET GN1584A0 CORNER 1.000 PC FITTING D30-D16



RC1042A	DOUBLE WIRE SPRING CLAMP D21.5-22.6		KTB3068B	10FS/EU/2-G VENTURI COLLECTOR PIPE KI	<table border="1"> <tr> <td>IC1308A0</td> <td>1.000</td> <td>PC</td> </tr> <tr> <td>RC1042A0</td> <td>DOUBLE WIRE SPRING CLAMP D21.5-22.6</td> <td>1.000 PC</td> </tr> <tr> <td>TB3068B0</td> <td>XEBC-10 VENTURI AIR COLLECTOR PIPE D30</td> <td>1.000 PC</td> </tr> <tr> <td>VM1794A0</td> <td>250x4.8 PA66 BLACK CLAMP</td> <td>1.000 PC</td> </tr> </table>	IC1308A0	1.000	PC	RC1042A0	DOUBLE WIRE SPRING CLAMP D21.5-22.6	1.000 PC	TB3068B0	XEBC-10 VENTURI AIR COLLECTOR PIPE D30	1.000 PC	VM1794A0	250x4.8 PA66 BLACK CLAMP	1.000 PC						
			IC1308A0	1.000	PC																		
			RC1042A0	DOUBLE WIRE SPRING CLAMP D21.5-22.6	1.000 PC																		
			TB3068B0	XEBC-10 VENTURI AIR COLLECTOR PIPE D30	1.000 PC																		
			VM1794A0	250x4.8 PA66 BLACK CLAMP	1.000 PC																		
			KTB3019A	20XX/16XX UPPER VENTURI COLLECT PIPE KIT	<table border="1"> <tr> <td>GN1544A0</td> <td>AIR INLET GASKET</td> <td>1.000 PC</td> </tr> <tr> <td>GN1584A0</td> <td>CORNER FITTING D30-D16</td> <td>1.000 PC</td> </tr> <tr> <td>IC1321A0</td> <td>1.000</td> <td>PC</td> </tr> <tr> <td>RC1042A0</td> <td>DOUBLE WIRE SPRING CLAMP D21.5-22.6</td> <td>1.000 PC</td> </tr> <tr> <td>TB3019A1</td> <td>XEVC-2011 UPPER AIR INLET PIPE D3</td> <td>1.000 PC</td> </tr> <tr> <td>VM1794A0</td> <td>250x4.8 PA66 BLACK CLAMP</td> <td>1.000 PC</td> </tr> </table>	GN1544A0	AIR INLET GASKET	1.000 PC	GN1584A0	CORNER FITTING D30-D16	1.000 PC	IC1321A0	1.000	PC	RC1042A0	DOUBLE WIRE SPRING CLAMP D21.5-22.6	1.000 PC	TB3019A1	XEVC-2011 UPPER AIR INLET PIPE D3	1.000 PC	VM1794A0	250x4.8 PA66 BLACK CLAMP	1.000 PC
			GN1544A0	AIR INLET GASKET	1.000 PC																		
			GN1584A0	CORNER FITTING D30-D16	1.000 PC																		
			IC1321A0	1.000	PC																		
			RC1042A0	DOUBLE WIRE SPRING CLAMP D21.5-22.6	1.000 PC																		
			TB3019A1	XEVC-2011 UPPER AIR INLET PIPE D3	1.000 PC																		
			VM1794A0	250x4.8 PA66 BLACK CLAMP	1.000 PC																		
KTB2979C	XEBC-10XX-E VENTURI COLLECTOR PIPE KI	<table border="1"> <tr> <td>GN1544A0</td> <td>AIR INLET GASKET</td> <td>2.000 PC</td> </tr> <tr> <td>GN1584A0</td> <td>CORNER FITTING D30-D16</td> <td>1.000 PC</td> </tr> <tr> <td>IC1308A0</td> <td>1.000</td> <td>PC</td> </tr> <tr> <td>RC1042A0</td> <td>DOUBLE WIRE SPRING CLAMP D21.5-22.6</td> <td>1.000 PC</td> </tr> <tr> <td>TB2979C0</td> <td>XEBC-10 VENTURI AIR COLLECTOR PIPE D30</td> <td>1.000 PC</td> </tr> <tr> <td>VM1794A0</td> <td>250x4.8 PA66 BLACK CLAMP</td> <td>1.000 PC</td> </tr> </table>	GN1544A0	AIR INLET GASKET	2.000 PC	GN1584A0	CORNER FITTING D30-D16	1.000 PC	IC1308A0	1.000	PC	RC1042A0	DOUBLE WIRE SPRING CLAMP D21.5-22.6	1.000 PC	TB2979C0	XEBC-10 VENTURI AIR COLLECTOR PIPE D30	1.000 PC	VM1794A0	250x4.8 PA66 BLACK CLAMP	1.000 PC			
GN1544A0	AIR INLET GASKET	2.000 PC																					
GN1584A0	CORNER FITTING D30-D16	1.000 PC																					
IC1308A0	1.000	PC																					
RC1042A0	DOUBLE WIRE SPRING CLAMP D21.5-22.6	1.000 PC																					
TB2979C0	XEBC-10 VENTURI AIR COLLECTOR PIPE D30	1.000 PC																					
VM1794A0	250x4.8 PA66 BLACK CLAMP	1.000 PC																					
KTB2978B	XEBC-06 VENTURI COLLECTOR PIPE KI	<table border="1"> <tr> <td>GN1544A0</td> <td>AIR INLET GASKET</td> <td>1.000 PC</td> </tr> <tr> <td>GN1584A0</td> <td>CORNER FITTING D30-D16</td> <td>1.000 PC</td> </tr> <tr> <td>IC1306A0</td> <td>1.000</td> <td>PC</td> </tr> </table>	GN1544A0	AIR INLET GASKET	1.000 PC	GN1584A0	CORNER FITTING D30-D16	1.000 PC	IC1306A0	1.000	PC												
GN1544A0	AIR INLET GASKET	1.000 PC																					
GN1584A0	CORNER FITTING D30-D16	1.000 PC																					
IC1306A0	1.000	PC																					




RC1042A	DOUBLE WIRE SPRING CLAMP D21.5-22.6		KTB2978B	XEBC-06 VENTURI COLLECTOR PIPE KI	RC1042A0 DOUBLE WIRE 1.000 PC SPRING CLAMP D21.5-22.6
					TB2978B0 XEBC-06 1.000 PC VENTURI AIR COLLECTOR PIPE D30
					VM1794A0 250x4.8 PA66 1.000 PC BLACK CLAMP
					GN1544A0 AIR INLET 2.000 PC GASKET
					GN1584A0 CORNER 1.000 PC FITTING D30-D16
					IC1308A0 1.000 PC
					RC1042A0 DOUBLE WIRE 1.000 PC SPRING CLAMP D21.5-22.6
					TB2959B0 XEVC-1011-E 1.000 PC VENTURI PIPE
					VM1794A0 250x4.8 PA66 1.000 PC BLACK CLAMP
					GN1544A0 AIR INLET 1.000 PC GASKET
					GN1584A0 CORNER 1.000 PC FITTING D30-D16
					IC1306A0 1.000 PC
RC1042A0 DOUBLE WIRE 1.000 PC SPRING CLAMP D21.5-22.6					
TB2958B0 XEVC-0711-E 1.000 PC VENTURI PIPE					
VM1794A0 250x4.8 PA66 1.000 PC BLACK CLAMP					
GN1544A0 AIR INLET 1.000 PC GASKET					
GN1584A0 CORNER 1.000 PC FITTING D30-D16					
IC1298A0 1.000 PC					
RC1042A0 DOUBLE WIRE 1.000 PC SPRING CLAMP D21.5-22.6					
			KTB2959B	XEVC-1011-E VENTURI COLLECTOR PIPE KI	
			KTB2958B	XEVC-0711-E VENTURI COLLECTOR PIPE KI	
			KTB2957B	0511/04EU-E VENTURI COLLECTOR PIPE KI	




PLATON SERVICE  
8 (800) 500-34-47  
www.platonservice.com







RC1042A	DOUBLE WIRE SPRING CLAMP D21.5-22.6		KTB2957B	0511/04EU-E VENTURI COLLECTOR PIPE KI	<table border="1"> <tr> <td>TB2957B0</td> <td>XEVC-0511-E</td> <td>1.000</td> <td>PC</td> </tr> <tr> <td colspan="4">VENTURI PIPE</td> </tr> <tr> <td>VM1794A0</td> <td>250x4.8 PA66</td> <td>1.000</td> <td>PC</td> </tr> <tr> <td colspan="4">BLACK CLAMP</td> </tr> </table>	TB2957B0	XEVC-0511-E	1.000	PC	VENTURI PIPE				VM1794A0	250x4.8 PA66	1.000	PC	BLACK CLAMP																																								
			TB2957B0	XEVC-0511-E	1.000	PC																																																				
			VENTURI PIPE																																																							
			VM1794A0	250x4.8 PA66	1.000	PC																																																				
			BLACK CLAMP																																																							
			KTB2956A	XEVC-0311-E VENTURI COLLECTOR PIPE KI	<table border="1"> <tr> <td>GN1544A0</td> <td>AIR INLET</td> <td>1.000</td> <td>PC</td> </tr> <tr> <td colspan="4">GASKET</td> </tr> <tr> <td>IC1298A0</td> <td></td> <td>1.000</td> <td>PC</td> </tr> <tr> <td>RC1042A0</td> <td>DOUBLE WIRE</td> <td>1.000</td> <td>PC</td> </tr> <tr> <td colspan="4">SPRING</td> </tr> <tr> <td colspan="4">CLAMP</td> </tr> <tr> <td colspan="4">D21.5-22.6</td> </tr> <tr> <td>SC1015A0</td> <td></td> <td>1.000</td> <td>PC</td> </tr> <tr> <td>TB2956A0</td> <td>XEVC-0311-E</td> <td>1.000</td> <td>PC</td> </tr> <tr> <td colspan="4">VENTURI PIPE</td> </tr> </table>	GN1544A0	AIR INLET	1.000	PC	GASKET				IC1298A0		1.000	PC	RC1042A0	DOUBLE WIRE	1.000	PC	SPRING				CLAMP				D21.5-22.6				SC1015A0		1.000	PC	TB2956A0	XEVC-0311-E	1.000	PC	VENTURI PIPE																
			GN1544A0	AIR INLET	1.000	PC																																																				
			GASKET																																																							
			IC1298A0		1.000	PC																																																				
			RC1042A0	DOUBLE WIRE	1.000	PC																																																				
SPRING																																																										
CLAMP																																																										
D21.5-22.6																																																										
SC1015A0		1.000	PC																																																							
TB2956A0	XEVC-0311-E	1.000	PC																																																							
VENTURI PIPE																																																										
KTB2944A	20XX/16XX LOWER VENTURI COLLECT PIPE KIT	<table border="1"> <tr> <td>GN1544A0</td> <td>AIR INLET</td> <td>2.000</td> <td>PC</td> </tr> <tr> <td colspan="4">GASKET</td> </tr> <tr> <td>GN1584A0</td> <td>CORNER</td> <td>1.000</td> <td>PC</td> </tr> <tr> <td colspan="4">FITTING</td> </tr> <tr> <td colspan="4">D30-D16</td> </tr> <tr> <td>IC1308A0</td> <td></td> <td>1.000</td> <td>PC</td> </tr> <tr> <td>RC1042A0</td> <td>DOUBLE WIRE</td> <td>1.000</td> <td>PC</td> </tr> <tr> <td colspan="4">SPRING</td> </tr> <tr> <td colspan="4">CLAMP</td> </tr> <tr> <td colspan="4">D21.5-22.6</td> </tr> <tr> <td>TB2944A1</td> <td>XEVC-2011 AIR</td> <td>1.000</td> <td>PC</td> </tr> <tr> <td colspan="4">INLET PIPE D3</td> </tr> <tr> <td>VM1794A0</td> <td>250x4.8 PA66</td> <td>1.000</td> <td>PC</td> </tr> <tr> <td colspan="4">BLACK CLAMP</td> </tr> </table>	GN1544A0	AIR INLET	2.000	PC	GASKET				GN1584A0	CORNER	1.000	PC	FITTING				D30-D16				IC1308A0		1.000	PC	RC1042A0	DOUBLE WIRE	1.000	PC	SPRING				CLAMP				D21.5-22.6				TB2944A1	XEVC-2011 AIR	1.000	PC	INLET PIPE D3				VM1794A0	250x4.8 PA66	1.000	PC	BLACK CLAMP			
GN1544A0	AIR INLET	2.000	PC																																																							
GASKET																																																										
GN1584A0	CORNER	1.000	PC																																																							
FITTING																																																										
D30-D16																																																										
IC1308A0		1.000	PC																																																							
RC1042A0	DOUBLE WIRE	1.000	PC																																																							
SPRING																																																										
CLAMP																																																										
D21.5-22.6																																																										
TB2944A1	XEVC-2011 AIR	1.000	PC																																																							
INLET PIPE D3																																																										
VM1794A0	250x4.8 PA66	1.000	PC																																																							
BLACK CLAMP																																																										
KTB1323A	XECC-05XX-E VENTURI COLLECTOR PIPE KI	<table border="1"> <tr> <td>GN1544A0</td> <td>AIR INLET</td> <td>1.000</td> <td>PZ</td> </tr> <tr> <td colspan="4">GASKET</td> </tr> <tr> <td>GN1584A0</td> <td>CORNER</td> <td>1.000</td> <td>PZ</td> </tr> <tr> <td colspan="4">FITTING</td> </tr> <tr> <td colspan="4">D30-D16</td> </tr> <tr> <td>IC1298A0</td> <td></td> <td>1.000</td> <td>PZ</td> </tr> <tr> <td>RC1042A0</td> <td>DOUBLE WIRE</td> <td>1.000</td> <td>PZ</td> </tr> <tr> <td colspan="4">SPRING</td> </tr> <tr> <td colspan="4">CLAMP</td> </tr> <tr> <td colspan="4">D21.5-22.6</td> </tr> <tr> <td>TB1323A1</td> <td>XECC-05xx</td> <td>1.000</td> <td>PZ</td> </tr> <tr> <td colspan="4">VENTURI AIR</td> </tr> <tr> <td colspan="4">EXIT PIPE</td> </tr> </table>	GN1544A0	AIR INLET	1.000	PZ	GASKET				GN1584A0	CORNER	1.000	PZ	FITTING				D30-D16				IC1298A0		1.000	PZ	RC1042A0	DOUBLE WIRE	1.000	PZ	SPRING				CLAMP				D21.5-22.6				TB1323A1	XECC-05xx	1.000	PZ	VENTURI AIR				EXIT PIPE							
GN1544A0	AIR INLET	1.000	PZ																																																							
GASKET																																																										
GN1584A0	CORNER	1.000	PZ																																																							
FITTING																																																										
D30-D16																																																										
IC1298A0		1.000	PZ																																																							
RC1042A0	DOUBLE WIRE	1.000	PZ																																																							
SPRING																																																										
CLAMP																																																										
D21.5-22.6																																																										
TB1323A1	XECC-05xx	1.000	PZ																																																							
VENTURI AIR																																																										
EXIT PIPE																																																										
KRC1042A	D30-D16 CORNER FITTING KIT	<table border="1"> <tr> <td>RC1042A0</td> <td>DOUBLE WIRE</td> <td>10.000</td> <td>PC</td> </tr> <tr> <td colspan="4">SPRING</td> </tr> <tr> <td colspan="4">CLAMP</td> </tr> <tr> <td colspan="4">D21.5-22.6</td> </tr> <tr> <td>VM1224A0</td> <td></td> <td>0.150</td> <td>M</td> </tr> </table>	RC1042A0	DOUBLE WIRE	10.000	PC	SPRING				CLAMP				D21.5-22.6				VM1224A0		0.150	M																																				
RC1042A0	DOUBLE WIRE	10.000	PC																																																							
SPRING																																																										
CLAMP																																																										
D21.5-22.6																																																										
VM1224A0		0.150	M																																																							




RC1378A	HOSE CLAMP		KVM2379A	MM 200V VENTURI ACTUATOR SYSTEM KIT	IC1306A0 1.000 PC	
					LI2497A0 0.100 PC	
					NA1100A0 1.000 PC	
					RC1378A0 HOSE CLAMP 3.000 PC	
					TB1956A0 TB1520A - L=50 DRAIN BLACK RUBBER PIPE 1.000 PC	
					TB2603A0 TB1520A0- VENTURI FAN 0.12M 1.000 PC	
					VM2379A0 200V 50/60 HZ VENTURI KIT 1.000 PC	
			KVM2378A	MM 240V VENTURI ACTUATOR SYSTEM KIT	IC1306A0 1.000 PC	
						LI2497A0 0.100 PC
						NA1100A0 1.000 PC
						RC1378A0 HOSE CLAMP 3.000 PC
					TB1956A0 TB1520A - L=50 DRAIN BLACK RUBBER PIPE 1.000 PC	
					TB2603A0 TB1520A0- VENTURI FAN 0.12M 1.000 PC	
					VM2378A0 240V 50/60 HZ UL VENTURI KI 1.000 PC	
			KVM2377A	MM 220 V VENTURI ACTUATOR SYSTEM KIT	IC1306A0 1.000 PC	
						LI2497A0 1.000 PC
						MOV0016A0 0.100 PC
						NA1100A0 1.000 PC
					RC1378A0 HOSE CLAMP 3.000 PC	
					TB1956A0 TB1520A - L=50 DRAIN BLACK RUBBER PIPE 1.000 PC	
					TB2603A0 TB1520A0- VENTURI FAN 0.12M 1.000 PC	
					VM2377A0 220 V 50/60 HZ VENTURI KIT 1.000 PC	
			KVE1140A	S.5/5E JAPAN VERSION VENTURI COIL KIT	IC1306A0 1.000 PC	
					JEM0038A0 VE1140A 5 S. VENTURI COIL SET 1.000 PC	
					LI2011A1 0.100 PC	
					RC1378A0 HOSE CLAMP 2.000 PC	











RC1378A	HOSE CLAMP		KVE1140A	S.5/5E JAPAN VERSION VENTURI COIL KIT	<table border="1"> <tr> <td>SC1010A0</td> <td>UNOX ENVELOPE FOR TECHN. DOCUMENTATION</td> <td>1.000</td> <td>PC</td> </tr> <tr> <td>SL1045A0</td> <td>S57 BLACK SILICONE - 80ml CARTRIDGE</td> <td>1.000</td> <td>PC</td> </tr> <tr> <td>TB1956A0</td> <td>TB1520A - L=50 DRAIN BLACK RUBBER PIPE</td> <td>1.000</td> <td>PC</td> </tr> <tr> <td>VI1220A1</td> <td>4.2x12 TCB SELF-TAPPING SCREW</td> <td>1.000</td> <td>PC</td> </tr> </table>	SC1010A0	UNOX ENVELOPE FOR TECHN. DOCUMENTATION	1.000	PC	SL1045A0	S57 BLACK SILICONE - 80ml CARTRIDGE	1.000	PC	TB1956A0	TB1520A - L=50 DRAIN BLACK RUBBER PIPE	1.000	PC	VI1220A1	4.2x12 TCB SELF-TAPPING SCREW	1.000	PC												
SC1010A0	UNOX ENVELOPE FOR TECHN. DOCUMENTATION	1.000	PC																														
SL1045A0	S57 BLACK SILICONE - 80ml CARTRIDGE	1.000	PC																														
TB1956A0	TB1520A - L=50 DRAIN BLACK RUBBER PIPE	1.000	PC																														
VI1220A1	4.2x12 TCB SELF-TAPPING SCREW	1.000	PC																														
			KVE1135A	SERIES 5/5E VENTURI KIT	<table border="1"> <tr> <td>JEM0037A0</td> <td>VE1135A 5 S. VENTURI COIL SET</td> <td>1.000</td> <td>PZ</td> </tr> <tr> <td>RC1378A0</td> <td>HOSE CLAMP</td> <td>2.000</td> <td>PZ</td> </tr> <tr> <td>TB1956A0</td> <td>TB1520A - L=50 DRAIN BLACK RUBBER PIPE</td> <td>1.000</td> <td>PZ</td> </tr> </table>	JEM0037A0	VE1135A 5 S. VENTURI COIL SET	1.000	PZ	RC1378A0	HOSE CLAMP	2.000	PZ	TB1956A0	TB1520A - L=50 DRAIN BLACK RUBBER PIPE	1.000	PZ																
JEM0037A0	VE1135A 5 S. VENTURI COIL SET	1.000	PZ																														
RC1378A0	HOSE CLAMP	2.000	PZ																														
TB1956A0	TB1520A - L=50 DRAIN BLACK RUBBER PIPE	1.000	PZ																														
			KVE1014A	US VERSION SERIES 5 VENTURI COIL KIT	<table border="1"> <tr> <td>IC1298A0</td> <td></td> <td>1.000</td> <td>PC</td> </tr> <tr> <td>JEM0210A0</td> <td>120V VENTURI KIT ASSEMBLY</td> <td>1.000</td> <td>PC</td> </tr> <tr> <td>LI2011A1</td> <td></td> <td>0.100</td> <td>PC</td> </tr> <tr> <td>NA1200A1</td> <td></td> <td>1.000</td> <td>M</td> </tr> <tr> <td>RC1378A0</td> <td>HOSE CLAMP</td> <td>2.000</td> <td>PC</td> </tr> <tr> <td>SC1010A0</td> <td>UNOX ENVELOPE FOR TECHN. DOCUMENTATION</td> <td>1.000</td> <td>PC</td> </tr> <tr> <td>TB1956A0</td> <td>TB1520A - L=50 DRAIN BLACK RUBBER PIPE</td> <td>1.000</td> <td>PC</td> </tr> </table>	IC1298A0		1.000	PC	JEM0210A0	120V VENTURI KIT ASSEMBLY	1.000	PC	LI2011A1		0.100	PC	NA1200A1		1.000	M	RC1378A0	HOSE CLAMP	2.000	PC	SC1010A0	UNOX ENVELOPE FOR TECHN. DOCUMENTATION	1.000	PC	TB1956A0	TB1520A - L=50 DRAIN BLACK RUBBER PIPE	1.000	PC
IC1298A0		1.000	PC																														
JEM0210A0	120V VENTURI KIT ASSEMBLY	1.000	PC																														
LI2011A1		0.100	PC																														
NA1200A1		1.000	M																														
RC1378A0	HOSE CLAMP	2.000	PC																														
SC1010A0	UNOX ENVELOPE FOR TECHN. DOCUMENTATION	1.000	PC																														
TB1956A0	TB1520A - L=50 DRAIN BLACK RUBBER PIPE	1.000	PC																														
			KRC1378A	HOSE CLAMP 10 PCS KIT	<table border="1"> <tr> <td>RC1378A0</td> <td>HOSE CLAMP</td> <td>10.000</td> <td>PC</td> </tr> <tr> <td>VM1224A0</td> <td></td> <td>0.250</td> <td>M</td> </tr> </table>	RC1378A0	HOSE CLAMP	10.000	PC	VM1224A0		0.250	M																				
RC1378A0	HOSE CLAMP	10.000	PC																														
VM1224A0		0.250	M																														

TB1956A	TB1520A-GREY SILICONE PIPE L=0,04M		XC673	COMPLETE P-TRAP KIT	<table border="1"> <tr> <td>JEM0244A0</td> <td>P-TRAP ASSEMBLY</td> <td>1.000</td> <td>PZ</td> </tr> <tr> <td>RC1055A0</td> <td>Ø25-40 H12 STAINLESS STEEL PIPE CLIP</td> <td>2.000</td> <td>PZ</td> </tr> <tr> <td>TB1956A0</td> <td>TB1520A - L=50 DRAIN BLACK RUBBER PIPE</td> <td>1.000</td> <td>PZ</td> </tr> <tr> <td>V11220A1</td> <td>4,2x12 TCB SELF-TAPPING SCREW</td> <td>2.000</td> <td>PZ</td> </tr> <tr> <td>V11950A0</td> <td>ST. STEEL 4,2X13 TCB SELF-DRILLING SCREW</td> <td>2.000</td> <td>PZ</td> </tr> </table>	JEM0244A0	P-TRAP ASSEMBLY	1.000	PZ	RC1055A0	Ø25-40 H12 STAINLESS STEEL PIPE CLIP	2.000	PZ	TB1956A0	TB1520A - L=50 DRAIN BLACK RUBBER PIPE	1.000	PZ	V11220A1	4,2x12 TCB SELF-TAPPING SCREW	2.000	PZ	V11950A0	ST. STEEL 4,2X13 TCB SELF-DRILLING SCREW	2.000	PZ								
JEM0244A0	P-TRAP ASSEMBLY	1.000	PZ																														
RC1055A0	Ø25-40 H12 STAINLESS STEEL PIPE CLIP	2.000	PZ																														
TB1956A0	TB1520A - L=50 DRAIN BLACK RUBBER PIPE	1.000	PZ																														
V11220A1	4,2x12 TCB SELF-TAPPING SCREW	2.000	PZ																														
V11950A0	ST. STEEL 4,2X13 TCB SELF-DRILLING SCREW	2.000	PZ																														
			KVM2379A	MM 200V VENTURI ACTUATOR SYSTEM KIT	<table border="1"> <tr> <td>IC1306A0</td> <td></td> <td>1.000</td> <td>PC</td> </tr> <tr> <td>LI2497A0</td> <td></td> <td>0.100</td> <td>PC</td> </tr> <tr> <td>NA1100A0</td> <td></td> <td>1.000</td> <td>PC</td> </tr> <tr> <td>RC1378A0</td> <td>HOSE CLAMP</td> <td>3.000</td> <td>PC</td> </tr> <tr> <td>TB1956A0</td> <td>TB1520A - L=50 DRAIN BLACK RUBBER PIPE</td> <td>1.000</td> <td>PC</td> </tr> <tr> <td>TB2603A0</td> <td>TB1520A0- VENTURI FAN 0,12M</td> <td>1.000</td> <td>PC</td> </tr> <tr> <td>VM2379A0</td> <td>200V 50/60 HZ VENTURI KIT</td> <td>1.000</td> <td>PC</td> </tr> </table>	IC1306A0		1.000	PC	LI2497A0		0.100	PC	NA1100A0		1.000	PC	RC1378A0	HOSE CLAMP	3.000	PC	TB1956A0	TB1520A - L=50 DRAIN BLACK RUBBER PIPE	1.000	PC	TB2603A0	TB1520A0- VENTURI FAN 0,12M	1.000	PC	VM2379A0	200V 50/60 HZ VENTURI KIT	1.000	PC
IC1306A0		1.000	PC																														
LI2497A0		0.100	PC																														
NA1100A0		1.000	PC																														
RC1378A0	HOSE CLAMP	3.000	PC																														
TB1956A0	TB1520A - L=50 DRAIN BLACK RUBBER PIPE	1.000	PC																														
TB2603A0	TB1520A0- VENTURI FAN 0,12M	1.000	PC																														
VM2379A0	200V 50/60 HZ VENTURI KIT	1.000	PC																														
			KVM2378A	MM 240V VENTURI ACTUATOR SYSTEM KIT	<table border="1"> <tr> <td>IC1306A0</td> <td></td> <td>1.000</td> <td>PC</td> </tr> <tr> <td>LI2497A0</td> <td></td> <td>0.100</td> <td>PC</td> </tr> <tr> <td>NA1100A0</td> <td></td> <td>1.000</td> <td>PC</td> </tr> <tr> <td>RC1378A0</td> <td>HOSE CLAMP</td> <td>3.000</td> <td>PC</td> </tr> <tr> <td>TB1956A0</td> <td>TB1520A - L=50 DRAIN BLACK RUBBER PIPE</td> <td>1.000</td> <td>PC</td> </tr> <tr> <td>TB2603A0</td> <td>TB1520A0- VENTURI FAN 0,12M</td> <td>1.000</td> <td>PC</td> </tr> <tr> <td>VM2378A0</td> <td>240V 50/60 HZ UL VENTURI KI</td> <td>1.000</td> <td>PC</td> </tr> </table>	IC1306A0		1.000	PC	LI2497A0		0.100	PC	NA1100A0		1.000	PC	RC1378A0	HOSE CLAMP	3.000	PC	TB1956A0	TB1520A - L=50 DRAIN BLACK RUBBER PIPE	1.000	PC	TB2603A0	TB1520A0- VENTURI FAN 0,12M	1.000	PC	VM2378A0	240V 50/60 HZ UL VENTURI KI	1.000	PC
IC1306A0		1.000	PC																														
LI2497A0		0.100	PC																														
NA1100A0		1.000	PC																														
RC1378A0	HOSE CLAMP	3.000	PC																														
TB1956A0	TB1520A - L=50 DRAIN BLACK RUBBER PIPE	1.000	PC																														
TB2603A0	TB1520A0- VENTURI FAN 0,12M	1.000	PC																														
VM2378A0	240V 50/60 HZ UL VENTURI KI	1.000	PC																														
			KVM2377A	MM 220 V VENTURI ACTUATOR SYSTEM KIT	<table border="1"> <tr> <td>IC1306A0</td> <td></td> <td>1.000</td> <td>PC</td> </tr> <tr> <td>LI2497A0</td> <td></td> <td>1.000</td> <td>PC</td> </tr> <tr> <td>MOV0016A0</td> <td></td> <td>0.100</td> <td>PC</td> </tr> <tr> <td>NA1100A0</td> <td></td> <td>1.000</td> <td>PC</td> </tr> <tr> <td>RC1378A0</td> <td>HOSE CLAMP</td> <td>3.000</td> <td>PC</td> </tr> </table>	IC1306A0		1.000	PC	LI2497A0		1.000	PC	MOV0016A0		0.100	PC	NA1100A0		1.000	PC	RC1378A0	HOSE CLAMP	3.000	PC								
IC1306A0		1.000	PC																														
LI2497A0		1.000	PC																														
MOV0016A0		0.100	PC																														
NA1100A0		1.000	PC																														
RC1378A0	HOSE CLAMP	3.000	PC																														

TB1956A	TB1520A-GREY SILICONE PIPE L=0,04M		KVM2377A	MM 220 V VENTURI ACTUATOR SYSTEM KIT	<table border="1"> <tr> <td>TB1956A0</td> <td>TB1520A - L=50 DRAIN BLACK RUBBER PIPE</td> <td>1.000</td> <td>PC</td> </tr> <tr> <td>TB2603A0</td> <td>TB1520A0- VENTURI FAN 0,12M</td> <td>1.000</td> <td>PC</td> </tr> <tr> <td>VM2377A0</td> <td>220 V 50/60 HZ VENTURI KIT</td> <td>1.000</td> <td>PC</td> </tr> </table>	TB1956A0	TB1520A - L=50 DRAIN BLACK RUBBER PIPE	1.000	PC	TB2603A0	TB1520A0- VENTURI FAN 0,12M	1.000	PC	VM2377A0	220 V 50/60 HZ VENTURI KIT	1.000	PC																				
TB1956A0	TB1520A - L=50 DRAIN BLACK RUBBER PIPE	1.000	PC																																		
TB2603A0	TB1520A0- VENTURI FAN 0,12M	1.000	PC																																		
VM2377A0	220 V 50/60 HZ VENTURI KIT	1.000	PC																																		
			KVE1140A	S.5/5E JAPAN VERSION VENTURI COIL KIT	<table border="1"> <tr> <td>IC1306A0</td> <td></td> <td>1.000</td> <td>PC</td> </tr> <tr> <td>JEM0038A0</td> <td>VE1140A 5 S. VENTURI COIL SET</td> <td>1.000</td> <td>PC</td> </tr> <tr> <td>LI2011A1</td> <td></td> <td>0.100</td> <td>PC</td> </tr> <tr> <td>RC1378A0</td> <td>HOSE CLAMP</td> <td>2.000</td> <td>PC</td> </tr> <tr> <td>SC1010A0</td> <td>UNOX ENVELOPE FOR TECHN. DOCUMENTAT ION</td> <td>1.000</td> <td>PC</td> </tr> <tr> <td>SL1045A0</td> <td>S57 BLACK SILICONE - 80ml CARTRIDGE</td> <td>1.000</td> <td>PC</td> </tr> <tr> <td>TB1956A0</td> <td>TB1520A - L=50 DRAIN BLACK RUBBER PIPE</td> <td>1.000</td> <td>PC</td> </tr> <tr> <td>VI1220A1</td> <td>4,2x12 TCB SELF-TAPPIN G SCREW</td> <td>1.000</td> <td>PC</td> </tr> </table>	IC1306A0		1.000	PC	JEM0038A0	VE1140A 5 S. VENTURI COIL SET	1.000	PC	LI2011A1		0.100	PC	RC1378A0	HOSE CLAMP	2.000	PC	SC1010A0	UNOX ENVELOPE FOR TECHN. DOCUMENTAT ION	1.000	PC	SL1045A0	S57 BLACK SILICONE - 80ml CARTRIDGE	1.000	PC	TB1956A0	TB1520A - L=50 DRAIN BLACK RUBBER PIPE	1.000	PC	VI1220A1	4,2x12 TCB SELF-TAPPIN G SCREW	1.000	PC
IC1306A0		1.000	PC																																		
JEM0038A0	VE1140A 5 S. VENTURI COIL SET	1.000	PC																																		
LI2011A1		0.100	PC																																		
RC1378A0	HOSE CLAMP	2.000	PC																																		
SC1010A0	UNOX ENVELOPE FOR TECHN. DOCUMENTAT ION	1.000	PC																																		
SL1045A0	S57 BLACK SILICONE - 80ml CARTRIDGE	1.000	PC																																		
TB1956A0	TB1520A - L=50 DRAIN BLACK RUBBER PIPE	1.000	PC																																		
VI1220A1	4,2x12 TCB SELF-TAPPIN G SCREW	1.000	PC																																		
			KVE1135A	SERIES 5/5E VENTURI KIT	<table border="1"> <tr> <td>JEM0037A0</td> <td>VE1135A 5 S. VENTURI COIL SET</td> <td>1.000</td> <td>PZ</td> </tr> <tr> <td>RC1378A0</td> <td>HOSE CLAMP</td> <td>2.000</td> <td>PZ</td> </tr> <tr> <td>TB1956A0</td> <td>TB1520A - L=50 DRAIN BLACK RUBBER PIPE</td> <td>1.000</td> <td>PZ</td> </tr> </table>	JEM0037A0	VE1135A 5 S. VENTURI COIL SET	1.000	PZ	RC1378A0	HOSE CLAMP	2.000	PZ	TB1956A0	TB1520A - L=50 DRAIN BLACK RUBBER PIPE	1.000	PZ																				
JEM0037A0	VE1135A 5 S. VENTURI COIL SET	1.000	PZ																																		
RC1378A0	HOSE CLAMP	2.000	PZ																																		
TB1956A0	TB1520A - L=50 DRAIN BLACK RUBBER PIPE	1.000	PZ																																		
			KVE1014A	US VERSION SERIES 5 VENTURI COIL KIT	<table border="1"> <tr> <td>IC1298A0</td> <td></td> <td>1.000</td> <td>PC</td> </tr> <tr> <td>JEM0210A0</td> <td>120V VENTURI KIT ASSEMBL</td> <td>1.000</td> <td>PC</td> </tr> <tr> <td>LI2011A1</td> <td></td> <td>0.100</td> <td>PC</td> </tr> <tr> <td>NA1200A1</td> <td></td> <td>1.000</td> <td>M</td> </tr> <tr> <td>RC1378A0</td> <td>HOSE CLAMP</td> <td>2.000</td> <td>PC</td> </tr> </table>	IC1298A0		1.000	PC	JEM0210A0	120V VENTURI KIT ASSEMBL	1.000	PC	LI2011A1		0.100	PC	NA1200A1		1.000	M	RC1378A0	HOSE CLAMP	2.000	PC												
IC1298A0		1.000	PC																																		
JEM0210A0	120V VENTURI KIT ASSEMBL	1.000	PC																																		
LI2011A1		0.100	PC																																		
NA1200A1		1.000	M																																		
RC1378A0	HOSE CLAMP	2.000	PC																																		



TB1956A	TB1520A-GREY SILICONE PIPE L=0,04M		KVE1014A	US VERSION SERIES 5 VENTURI COIL KIT	<table border="1"> <tbody> <tr> <td>SC1010A0</td> <td>UNOX ENVELOPE FOR TECHN. DOCUMENTATION</td> <td>1.000</td> <td>PC</td> </tr> <tr> <td>TB1956A0</td> <td>TB1520A - L=50 DRAIN BLACK RUBBER PIPE</td> <td>1.000</td> <td>PC</td> </tr> </tbody> </table>	SC1010A0	UNOX ENVELOPE FOR TECHN. DOCUMENTATION	1.000	PC	TB1956A0	TB1520A - L=50 DRAIN BLACK RUBBER PIPE	1.000	PC																								
SC1010A0	UNOX ENVELOPE FOR TECHN. DOCUMENTATION	1.000	PC																																		
TB1956A0	TB1520A - L=50 DRAIN BLACK RUBBER PIPE	1.000	PC																																		
TB2957B	XEVC-0511-E VENTURI PIPE		KTB2957B	0511/04EU-E VENTURI COLLECTOR PIPE KI	<table border="1"> <tbody> <tr> <td>GN1544A0</td> <td>AIR INLET GASKET</td> <td>1.000</td> <td>PC</td> </tr> <tr> <td>GN1584A0</td> <td>CORNER FITTING D30-D16</td> <td>1.000</td> <td>PC</td> </tr> <tr> <td>IC1298A0</td> <td></td> <td>1.000</td> <td>PC</td> </tr> <tr> <td>RC1042A0</td> <td>DOUBLE WIRE SPRING CLAMP D21.5-22.6</td> <td>1.000</td> <td>PC</td> </tr> <tr> <td>TB2957B0</td> <td>XEVC-0511-E VENTURI PIPE</td> <td>1.000</td> <td>PC</td> </tr> <tr> <td>VM1794A0</td> <td>250x4.8 PA66 BLACK CLAMP</td> <td>1.000</td> <td>PC</td> </tr> </tbody> </table>	GN1544A0	AIR INLET GASKET	1.000	PC	GN1584A0	CORNER FITTING D30-D16	1.000	PC	IC1298A0		1.000	PC	RC1042A0	DOUBLE WIRE SPRING CLAMP D21.5-22.6	1.000	PC	TB2957B0	XEVC-0511-E VENTURI PIPE	1.000	PC	VM1794A0	250x4.8 PA66 BLACK CLAMP	1.000	PC								
GN1544A0	AIR INLET GASKET	1.000	PC																																		
GN1584A0	CORNER FITTING D30-D16	1.000	PC																																		
IC1298A0		1.000	PC																																		
RC1042A0	DOUBLE WIRE SPRING CLAMP D21.5-22.6	1.000	PC																																		
TB2957B0	XEVC-0511-E VENTURI PIPE	1.000	PC																																		
VM1794A0	250x4.8 PA66 BLACK CLAMP	1.000	PC																																		
VM2377A	220 V 50/60 HZ VENTURI KIT		KVM2377A	MM 220 V VENTURI ACTUATOR SYSTEM KIT	<table border="1"> <tbody> <tr> <td>IC1306A0</td> <td></td> <td>1.000</td> <td>PC</td> </tr> <tr> <td>LI2497A0</td> <td></td> <td>1.000</td> <td>PC</td> </tr> <tr> <td>MOV0016A0</td> <td></td> <td>0.100</td> <td>PC</td> </tr> <tr> <td>NA1100A0</td> <td></td> <td>1.000</td> <td>PC</td> </tr> <tr> <td>RC1378A0</td> <td>HOSE CLAMP</td> <td>3.000</td> <td>PC</td> </tr> <tr> <td>TB1956A0</td> <td>TB1520A - L=50 DRAIN BLACK RUBBER PIPE</td> <td>1.000</td> <td>PC</td> </tr> <tr> <td>TB2603A0</td> <td>TB1520A0- VENTURI FAN 0,12M</td> <td>1.000</td> <td>PC</td> </tr> <tr> <td>VM2377A0</td> <td>220 V 50/60 HZ VENTURI KIT</td> <td>1.000</td> <td>PC</td> </tr> </tbody> </table>	IC1306A0		1.000	PC	LI2497A0		1.000	PC	MOV0016A0		0.100	PC	NA1100A0		1.000	PC	RC1378A0	HOSE CLAMP	3.000	PC	TB1956A0	TB1520A - L=50 DRAIN BLACK RUBBER PIPE	1.000	PC	TB2603A0	TB1520A0- VENTURI FAN 0,12M	1.000	PC	VM2377A0	220 V 50/60 HZ VENTURI KIT	1.000	PC
IC1306A0		1.000	PC																																		
LI2497A0		1.000	PC																																		
MOV0016A0		0.100	PC																																		
NA1100A0		1.000	PC																																		
RC1378A0	HOSE CLAMP	3.000	PC																																		
TB1956A0	TB1520A - L=50 DRAIN BLACK RUBBER PIPE	1.000	PC																																		
TB2603A0	TB1520A0- VENTURI FAN 0,12M	1.000	PC																																		
VM2377A0	220 V 50/60 HZ VENTURI KIT	1.000	PC																																		
RC1170A	STAINLESS STEEL NUT M14 H=8 CH=22		KRC1170A	M14 H8 CH22 NUT - 10 PCS. KIT	<table border="1"> <tbody> <tr> <td>RC1170A1</td> <td>STAINLESS STEEL NUT M14 H=8 CH=22</td> <td>10.000</td> <td>PZ</td> </tr> <tr> <td>SC1015A0</td> <td></td> <td>1.000</td> <td>PZ</td> </tr> <tr> <td>VM1224A0</td> <td></td> <td>200.000</td> <td>MM</td> </tr> </tbody> </table>	RC1170A1	STAINLESS STEEL NUT M14 H=8 CH=22	10.000	PZ	SC1015A0		1.000	PZ	VM1224A0		200.000	MM																				
RC1170A1	STAINLESS STEEL NUT M14 H=8 CH=22	10.000	PZ																																		
SC1015A0		1.000	PZ																																		
VM1224A0		200.000	MM																																		

TB1379C	XEBC-04 LEFT EXTERNAL WATER PIPE+FITTING		TB1379C0	XEBC-04 LEFT EXTERNAL WATER PIPE+FITTING																																									
RC1170A	STAINLESS STEEL NUT M14 H=8 CH=22		KRC1170A	M14 H8 CH22 NUT - 10 PCS. KIT	<table border="1"> <tr> <td>RC1170A1</td> <td>STAINLESS STEEL NUT M14 H=8 CH=22</td> <td>10.000</td> <td>PZ</td> </tr> <tr> <td>SC1015A0</td> <td></td> <td>1.000</td> <td>PZ</td> </tr> <tr> <td>VM1224A0</td> <td></td> <td>200.000</td> <td>MM</td> </tr> </table>	RC1170A1	STAINLESS STEEL NUT M14 H=8 CH=22	10.000	PZ	SC1015A0		1.000	PZ	VM1224A0		200.000	MM																												
RC1170A1	STAINLESS STEEL NUT M14 H=8 CH=22	10.000	PZ																																										
SC1015A0		1.000	PZ																																										
VM1224A0		200.000	MM																																										
TB1381C	XEBC-04 RIGHT EXT WATER PIPE+FITTING		TB1381C0	XEBC-04 RIGHT EXT WATER PIPE+FITTING																																									
VL1127A	6mm BARBED T-SHAPED FITTING		KVL2618A	2 ROTOR ARMS ONE CLEANING SYSTEM KIT	<table border="1"> <tr> <td>EL1020A1</td> <td>D8 INTERMEDIAT E T-SHAPED FITTING</td> <td>1.000</td> <td>PC</td> </tr> <tr> <td>IC1322A0</td> <td></td> <td>1.000</td> <td>PC</td> </tr> <tr> <td>IE3316A0</td> <td>FC-500-FMC-5 00-FC AWG18 WHITE WIRE</td> <td>2.000</td> <td>PC</td> </tr> <tr> <td>IE3326A0</td> <td>FC-500-FMC-5 00-FC AWG18 BLUE WIRE</td> <td>2.000</td> <td>PC</td> </tr> <tr> <td>IP1385A1</td> <td></td> <td>0.500</td> <td>M</td> </tr> <tr> <td>JEM0648A0</td> <td>VL1182A ONE WASHING CIRCUIT SET</td> <td>2.000</td> <td>PC</td> </tr> <tr> <td>LI1763A0</td> <td></td> <td>1.000</td> <td>PC</td> </tr> <tr> <td>RC1018A0</td> <td>ZINC PLATED D12 ELASTIC CLAMP</td> <td>2.000</td> <td>PC</td> </tr> <tr> <td>RC1019A0</td> <td>D=10 ELASTIC CLAMP</td> <td>3.000</td> <td>PC</td> </tr> <tr> <td>SC1015A0</td> <td></td> <td>1.000</td> <td>PC</td> </tr> </table>	EL1020A1	D8 INTERMEDIAT E T-SHAPED FITTING	1.000	PC	IC1322A0		1.000	PC	IE3316A0	FC-500-FMC-5 00-FC AWG18 WHITE WIRE	2.000	PC	IE3326A0	FC-500-FMC-5 00-FC AWG18 BLUE WIRE	2.000	PC	IP1385A1		0.500	M	JEM0648A0	VL1182A ONE WASHING CIRCUIT SET	2.000	PC	LI1763A0		1.000	PC	RC1018A0	ZINC PLATED D12 ELASTIC CLAMP	2.000	PC	RC1019A0	D=10 ELASTIC CLAMP	3.000	PC	SC1015A0		1.000	PC
EL1020A1	D8 INTERMEDIAT E T-SHAPED FITTING	1.000	PC																																										
IC1322A0		1.000	PC																																										
IE3316A0	FC-500-FMC-5 00-FC AWG18 WHITE WIRE	2.000	PC																																										
IE3326A0	FC-500-FMC-5 00-FC AWG18 BLUE WIRE	2.000	PC																																										
IP1385A1		0.500	M																																										
JEM0648A0	VL1182A ONE WASHING CIRCUIT SET	2.000	PC																																										
LI1763A0		1.000	PC																																										
RC1018A0	ZINC PLATED D12 ELASTIC CLAMP	2.000	PC																																										
RC1019A0	D=10 ELASTIC CLAMP	3.000	PC																																										
SC1015A0		1.000	PC																																										

VL1127A	6mm BARBED T-SHAPED FITTING		KVL2618A  KVL1127A  KVL1084A	2 ROTOR ARMS ONE CLEANING SYSTEM KIT  6mm BARBED T-SHAPED FITTING 10 PCS KIT  1/4 BARBED T-SHAPED FITTING 10 PCS KIT	<table border="1"> <tr> <td>VL1047A1</td> <td>D6 PIPE HOLDER - D8 J.G. TERMINAL</td> <td>2.000</td> <td>PC</td> </tr> <tr> <td>VL1127A1</td> <td>6mm BARBED T-SHAPED FITTING</td> <td>1.000</td> <td>PC</td> </tr> <tr> <td>SC1015A0</td> <td></td> <td>1.000</td> <td>PZ</td> </tr> <tr> <td>VL1127A1</td> <td>6mm BARBED T-SHAPED FITTING</td> <td>10.000</td> <td>PZ</td> </tr> <tr> <td>VM1224A0</td> <td></td> <td>150.000</td> <td>MM</td> </tr> <tr> <td>VL1127A1</td> <td>6mm BARBED T-SHAPED FITTING</td> <td>10.000</td> <td>PZ</td> </tr> </table>	VL1047A1	D6 PIPE HOLDER - D8 J.G. TERMINAL	2.000	PC	VL1127A1	6mm BARBED T-SHAPED FITTING	1.000	PC	SC1015A0		1.000	PZ	VL1127A1	6mm BARBED T-SHAPED FITTING	10.000	PZ	VM1224A0		150.000	MM	VL1127A1	6mm BARBED T-SHAPED FITTING	10.000	PZ
VL1047A1	D6 PIPE HOLDER - D8 J.G. TERMINAL	2.000	PC																										
VL1127A1	6mm BARBED T-SHAPED FITTING	1.000	PC																										
SC1015A0		1.000	PZ																										
VL1127A1	6mm BARBED T-SHAPED FITTING	10.000	PZ																										
VM1224A0		150.000	MM																										
VL1127A1	6mm BARBED T-SHAPED FITTING	10.000	PZ																										
TB3256A	TB3256A0		TB3256A0	TB3256A0																									
SN1000A	MULTI.POINT CORE PROBE L1550		KSN1000A	MULTIPOINT CORE PROBE KIT L1550	<table border="1"> <tr> <td>CE1685A0</td> <td>MRT8 P3,81 5 POLES FEMALE TERMINAL</td> <td>1.000</td> <td>PZ</td> </tr> <tr> <td>SN1000A5</td> <td>MULTI.POINT CORE PROBE L1550</td> <td>1.000</td> <td>PZ</td> </tr> </table>	CE1685A0	MRT8 P3,81 5 POLES FEMALE TERMINAL	1.000	PZ	SN1000A5	MULTI.POINT CORE PROBE L1550	1.000	PZ																
CE1685A0	MRT8 P3,81 5 POLES FEMALE TERMINAL	1.000	PZ																										
SN1000A5	MULTI.POINT CORE PROBE L1550	1.000	PZ																										
GRL1436A	XEBC 4X600X400 RIGHT LATERAL SUPPORT		GRL1436A0	XEBC 4X600X400 RIGHT LATERAL SUPPORT																									

GRL1437A	XEBC 4X600X400 LEFT LATERAL SUPPORT		GRL1437A0	XEBC 4X600X400 LEFT LATERAL SUPPORT	
GN1566A	XEBC-04XX DOOR GASKET - GN1006A		GN1566A1	XEBC-04XX DOOR GASKET - GN1006A	
TB1389A	TB1520A-VENTURI PIPE FAN XEBC-04		TB1389A0	TB1520A-VENTURI PIPE FAN XEBC-04	
TB3033A	XEBC-10 CHAMBER CHIMNEY PIPE D50		TB3033A0	XEBC-10 CHAMBER CHIMNEY PIPE D50	
VL1037A	WASHING SYSTEM ROTOR		VL1037A2	WASHING SYSTEM ROTOR	



VM1820A	LATERAL SUPPORTS M6 FIXING BOLT		KVM1820A	THUMB SCREW 10PCS KIT	<table border="1"> <tr> <td>VM1224A0</td> <td></td> <td>150.000</td> <td>MM</td> </tr> <tr> <td>VM1820A0</td> <td>LATERAL SUPPORTS M6 FIXING BOLT</td> <td>10.000</td> <td>PZ</td> </tr> </table>	VM1224A0		150.000	MM	VM1820A0	LATERAL SUPPORTS M6 FIXING BOLT	10.000	PZ
VM1224A0		150.000	MM										
VM1820A0	LATERAL SUPPORTS M6 FIXING BOLT	10.000	PZ										
VM2331A	FAN GUARD-TRAYS HOLDER PIN		KVM2331A	KIT FAN GUARD-TRAYS HOLDER PIN	<table border="1"> <tr> <td>VM1224A0</td> <td></td> <td>150.000</td> <td>MM</td> </tr> <tr> <td>VM2331A0</td> <td>FAN GUARD-TRAYS HOLDER PIN</td> <td>4.000</td> <td>PZ</td> </tr> </table>	VM1224A0		150.000	MM	VM2331A0	FAN GUARD-TRAYS HOLDER PIN	4.000	PZ
VM1224A0		150.000	MM										
VM2331A0	FAN GUARD-TRAYS HOLDER PIN	4.000	PZ										

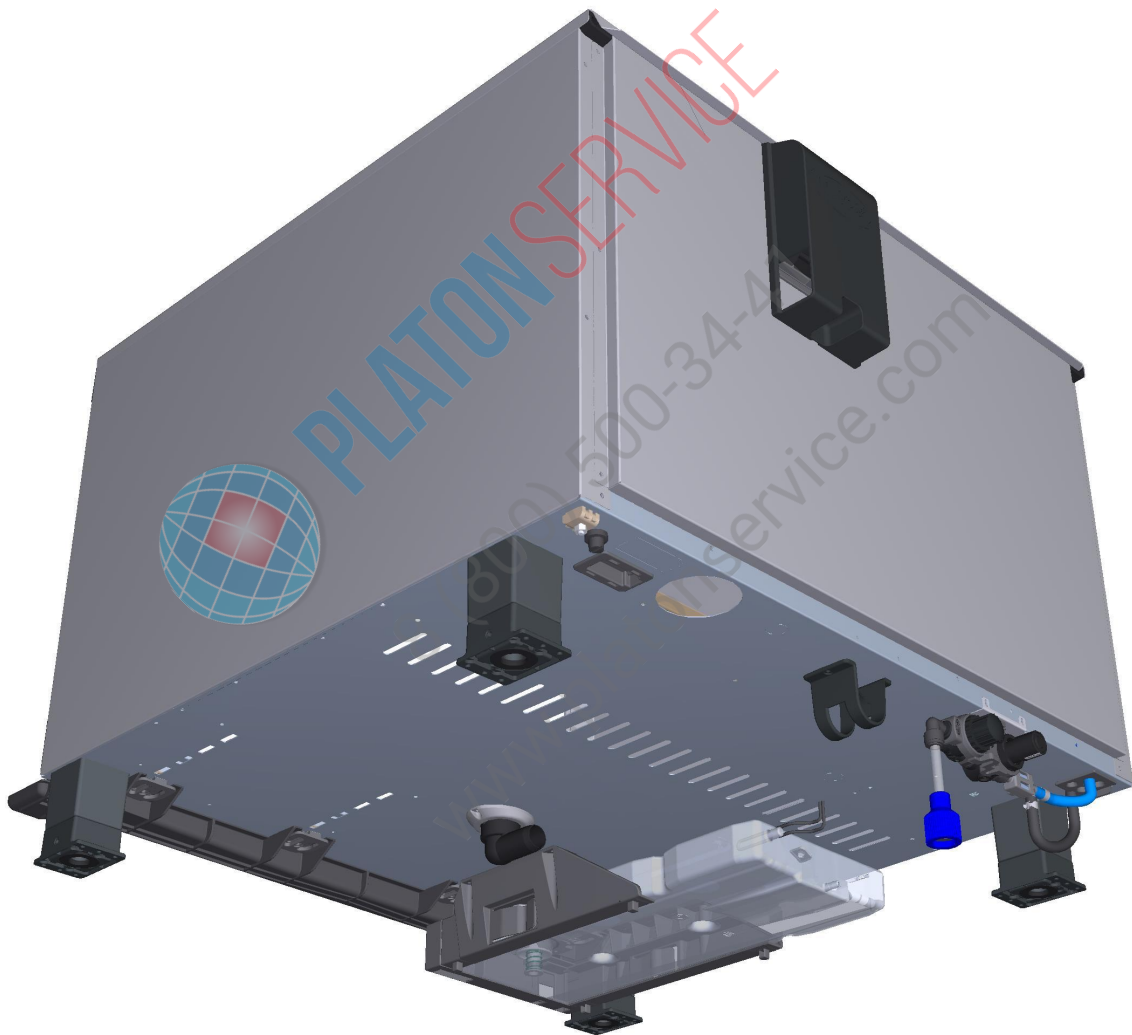


PLATON SERVICE  
8 (800) 500-34-47  
www.platonservice.com

ASM1770A/0.D03 - External cover


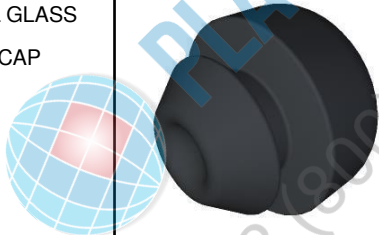




ASM1770A/0.D03 - External cover



0D2305B	XEBC-04EU-E EXTERNAL TOP COVER		0D2305B1	XEBC-04EU-E EXTERNAL TOP COVER	
0D2306A	XEBC-04EU-E LEFT SIDE PANEL		0D2306A1	XEBC-04EU-E LEFT SIDE PANEL	
0D2307A	XEBC-04EU-E RIGHT SIDE PANEL		0D2307A1	XEBC-04EU-E RIGHT SIDE PANEL	
0E1351C	XEBC EXTERNAL BOTTOM PANEL		0E1351C0	XEBC EXTERNAL BOTTOM PANEL	
0F1503A	XEBC-04EU-E BACK PANEL		0F1503A0	XEBC-04EU-E BACK PANEL	

0H7291A	CHIMNEY HOLDING DISC		K0H7291A	GASKET AND SEALING DISC CHIMNEY KIT	<table border="1"> <tr> <td>0H7291A0</td> <td>CHIMNEY HOLDING DIS</td> <td>1.000</td> <td>PZ</td> </tr> <tr> <td>GN1558A0</td> <td>EXHAUST SEA</td> <td>1.000</td> <td>PZ</td> </tr> <tr> <td>VM1224A0</td> <td></td> <td>150.000</td> <td>MM</td> </tr> </table>	0H7291A0	CHIMNEY HOLDING DIS	1.000	PZ	GN1558A0	EXHAUST SEA	1.000	PZ	VM1224A0		150.000	MM																
0H7291A0	CHIMNEY HOLDING DIS	1.000	PZ																														
GN1558A0	EXHAUST SEA	1.000	PZ																														
VM1224A0		150.000	MM																														
VM1190A	CT BT RIGHT DOOR SPRING LATCH		KVM1190A	CHEFTOP/BAKERTO P DOOR RIGHT LATCH KIT	<table border="1"> <tr> <td>SC1015A0</td> <td></td> <td>1.000</td> <td>PZ</td> </tr> <tr> <td>VI0239A1</td> <td>SELF-TAPPIN G SCREW 4.2X25 TCB+ INOX</td> <td>2.000</td> <td>PZ</td> </tr> <tr> <td>VI1220A1</td> <td>4,2x12 TCB SELF-TAPPIN G SCREW</td> <td>2.000</td> <td>PZ</td> </tr> <tr> <td>VM1190A2</td> <td>CT BT RIGHT DOOR SPRING LATCH</td> <td>1.000</td> <td>PZ</td> </tr> <tr> <td>VM1192A1</td> <td>CT BT DOOR SPRING LATCH BACK COVER</td> <td>1.000</td> <td>PZ</td> </tr> <tr> <td>VM1224A0</td> <td></td> <td>150.000</td> <td>MM</td> </tr> <tr> <td>VM1460A0</td> <td>XBC/XVC RIGHT DOOR LATCH CAP</td> <td>1.000</td> <td>PZ</td> </tr> </table>	SC1015A0		1.000	PZ	VI0239A1	SELF-TAPPIN G SCREW 4.2X25 TCB+ INOX	2.000	PZ	VI1220A1	4,2x12 TCB SELF-TAPPIN G SCREW	2.000	PZ	VM1190A2	CT BT RIGHT DOOR SPRING LATCH	1.000	PZ	VM1192A1	CT BT DOOR SPRING LATCH BACK COVER	1.000	PZ	VM1224A0		150.000	MM	VM1460A0	XBC/XVC RIGHT DOOR LATCH CAP	1.000	PZ
SC1015A0		1.000	PZ																														
VI0239A1	SELF-TAPPIN G SCREW 4.2X25 TCB+ INOX	2.000	PZ																														
VI1220A1	4,2x12 TCB SELF-TAPPIN G SCREW	2.000	PZ																														
VM1190A2	CT BT RIGHT DOOR SPRING LATCH	1.000	PZ																														
VM1192A1	CT BT DOOR SPRING LATCH BACK COVER	1.000	PZ																														
VM1224A0		150.000	MM																														
VM1460A0	XBC/XVC RIGHT DOOR LATCH CAP	1.000	PZ																														
VM1192A	CT BT DOOR SPRING LATCH BACK COVER		KVM1191A	CHEFTOP/BAKERTO P DOOR LEFT LATCH KIT	<table border="1"> <tr> <td>SC1015A0</td> <td></td> <td>1.000</td> <td>PZ</td> </tr> <tr> <td>VI0239A1</td> <td>SELF-TAPPIN G SCREW 4.2X25 TCB+ INOX</td> <td>2.000</td> <td>PZ</td> </tr> <tr> <td>VI1220A1</td> <td>4,2x12 TCB SELF-TAPPIN G SCREW</td> <td>2.000</td> <td>PZ</td> </tr> <tr> <td>VM1191A2</td> <td>CT BT LEFT DOOR SPRING LATCH</td> <td>1.000</td> <td>PZ</td> </tr> <tr> <td>VM1192A1</td> <td>CT BT DOOR SPRING LATCH BACK COVER</td> <td>1.000</td> <td>PZ</td> </tr> <tr> <td>VM1224A0</td> <td></td> <td>150.000</td> <td>MM</td> </tr> <tr> <td>VM1460A0</td> <td>XBC/XVC RIGHT DOOR LATCH CAP</td> <td>1.000</td> <td>PZ</td> </tr> </table>	SC1015A0		1.000	PZ	VI0239A1	SELF-TAPPIN G SCREW 4.2X25 TCB+ INOX	2.000	PZ	VI1220A1	4,2x12 TCB SELF-TAPPIN G SCREW	2.000	PZ	VM1191A2	CT BT LEFT DOOR SPRING LATCH	1.000	PZ	VM1192A1	CT BT DOOR SPRING LATCH BACK COVER	1.000	PZ	VM1224A0		150.000	MM	VM1460A0	XBC/XVC RIGHT DOOR LATCH CAP	1.000	PZ
SC1015A0		1.000	PZ																														
VI0239A1	SELF-TAPPIN G SCREW 4.2X25 TCB+ INOX	2.000	PZ																														
VI1220A1	4,2x12 TCB SELF-TAPPIN G SCREW	2.000	PZ																														
VM1191A2	CT BT LEFT DOOR SPRING LATCH	1.000	PZ																														
VM1192A1	CT BT DOOR SPRING LATCH BACK COVER	1.000	PZ																														
VM1224A0		150.000	MM																														
VM1460A0	XBC/XVC RIGHT DOOR LATCH CAP	1.000	PZ																														

VM1192A	CT BT DOOR SPRING LATCH BACK COVER		KVM1190A	CHEFTOP/BAKERTO P DOOR RIGHT LATCH KIT	SC1015A0 1.000 PZ	
					VI0239A1 SELF-TAPPIN G SCREW 4.2X25 TCB+ INOX 2.000 PZ	
					VI1220A1 4,2x12 TCB SELF-TAPPIN G SCREW 2.000 PZ	
					VM1190A2 CT BT RIGHT DOOR SPRING LATCH 1.000 PZ	
					VM1192A1 CT BT DOOR SPRING LATCH BACK COVER 1.000 PZ	
					VM1224A0 150.000 MM	
					VM1460A0 XBC/XVC RIGHT DOOR LATCH CAP 1.000 PZ	
VM1630A	INTERNAL GLASS PUSHING CAP		KVM2479A	BL SHOP.PRO H6 GLASS SUPPORT 6 PCS KIT	SC1015A0 1.000 PZ	
					VM1224A0 200.000 MM	
					VM1630A1 INTERNAL GLASS PUSHING CAP 6.000 PZ	
					VM2479A0 BL SP GLASS H6 PUSHING BRACKET 6.000 PZ	
			KVM2478A	BL SHOP.PRO H4 GLASS SUPPORT 4 PCS KIT	VM1630A1 INTERNAL GLASS PUSHING CAP 4.000 PZ	
					VM2478A0 BL SP GLASS H4 PUSHING BRACKET 4.000 PZ	
			KVM2315B	3 PCS MM -M INTERNAL GLASS SUPPORT KIT	VI1220A1 4,2x12 TCB SELF-TAPPIN G SCREW 3.000 PZ	
					VM1224A0 0.200 M	
					VM1630A1 INTERNAL GLASS PUSHING CAP 3.000 PZ	
VM2315B0 S6 INTERNAL GLASS SUPPORT 3.000 PZ						

VM1630A	INTERNAL GLASS PUSHING CAP		KVM2315A	3 PCS MM INTERNAL GLASS SUPPORT KIT	<table border="1"> <tr> <td>VI1220A1</td> <td>4,2x12 TCB SELF-TAPPIN G SCREW</td> <td>3.000</td> <td>PC</td> </tr> <tr> <td>VM1224A0</td> <td></td> <td>150.000</td> <td>MM</td> </tr> <tr> <td>VM1630A1</td> <td>INTERNAL GLASS PUSHING CAP</td> <td>3.000</td> <td>PC</td> </tr> <tr> <td>VM2315A0</td> <td>MIND.Maps INTERNAL GLASS CAP SUPPORT</td> <td>3.000</td> <td>PC</td> </tr> </table>	VI1220A1	4,2x12 TCB SELF-TAPPIN G SCREW	3.000	PC	VM1224A0		150.000	MM	VM1630A1	INTERNAL GLASS PUSHING CAP	3.000	PC	VM2315A0	MIND.Maps INTERNAL GLASS CAP SUPPORT	3.000	PC					
			VI1220A1	4,2x12 TCB SELF-TAPPIN G SCREW	3.000	PC																				
			VM1224A0		150.000	MM																				
			VM1630A1	INTERNAL GLASS PUSHING CAP	3.000	PC																				
VM2315A0	MIND.Maps INTERNAL GLASS CAP SUPPORT	3.000	PC																							
KVM2280B	VM2280B -M HANDLE LATCH PLATE COVER KIT	<table border="1"> <tr> <td>LI1572A0</td> <td></td> <td>1.000</td> <td>PZ</td> </tr> <tr> <td>SC1015A0</td> <td></td> <td>1.000</td> <td>PZ</td> </tr> <tr> <td>VI1074A0</td> <td>4X16 SCREW FOR PLASTIC</td> <td>2.000</td> <td>PZ</td> </tr> <tr> <td>VM1224A0</td> <td></td> <td>0.200</td> <td>M</td> </tr> <tr> <td>VM1630A1</td> <td>INTERNAL GLASS PUSHING CAP</td> <td>2.000</td> <td>PZ</td> </tr> <tr> <td>VM2280B0</td> <td>HANDLE LATCH PLATE COVER</td> <td>1.000</td> <td>PZ</td> </tr> </table>	LI1572A0		1.000	PZ	SC1015A0		1.000	PZ	VI1074A0	4X16 SCREW FOR PLASTIC	2.000	PZ	VM1224A0		0.200	M	VM1630A1	INTERNAL GLASS PUSHING CAP	2.000	PZ	VM2280B0	HANDLE LATCH PLATE COVER	1.000	PZ
LI1572A0		1.000	PZ																							
SC1015A0		1.000	PZ																							
VI1074A0	4X16 SCREW FOR PLASTIC	2.000	PZ																							
VM1224A0		0.200	M																							
VM1630A1	INTERNAL GLASS PUSHING CAP	2.000	PZ																							
VM2280B0	HANDLE LATCH PLATE COVER	1.000	PZ																							
KVM2280A	VM2280A HANDLE LATCH PLATE COVER KIT	<table border="1"> <tr> <td>SC1015A0</td> <td></td> <td>1.000</td> <td>PC</td> </tr> <tr> <td>VI1074A0</td> <td>4X16 SCREW FOR PLASTIC</td> <td>2.000</td> <td>PC</td> </tr> <tr> <td>VM1224A0</td> <td></td> <td>200.000</td> <td>MM</td> </tr> <tr> <td>VM1630A1</td> <td>INTERNAL GLASS PUSHING CAP</td> <td>2.000</td> <td>PC</td> </tr> <tr> <td>VM2280A1</td> <td>LATCH COVER PLATE</td> <td>1.000</td> <td>PC</td> </tr> </table>	SC1015A0		1.000	PC	VI1074A0	4X16 SCREW FOR PLASTIC	2.000	PC	VM1224A0		200.000	MM	VM1630A1	INTERNAL GLASS PUSHING CAP	2.000	PC	VM2280A1	LATCH COVER PLATE	1.000	PC				
SC1015A0		1.000	PC																							
VI1074A0	4X16 SCREW FOR PLASTIC	2.000	PC																							
VM1224A0		200.000	MM																							
VM1630A1	INTERNAL GLASS PUSHING CAP	2.000	PC																							
VM2280A1	LATCH COVER PLATE	1.000	PC																							
KVM1630A	CAP FOR INTERNAL GLASS 10 PCS KIT	<table border="1"> <tr> <td>SC1015A0</td> <td></td> <td>1.000</td> <td>PZ</td> </tr> <tr> <td>VM1224A0</td> <td></td> <td>150.000</td> <td>MM</td> </tr> <tr> <td>VM1630A1</td> <td>INTERNAL GLASS PUSHING CAP</td> <td>10.000</td> <td>PZ</td> </tr> </table>	SC1015A0		1.000	PZ	VM1224A0		150.000	MM	VM1630A1	INTERNAL GLASS PUSHING CAP	10.000	PZ												
SC1015A0		1.000	PZ																							
VM1224A0		150.000	MM																							
VM1630A1	INTERNAL GLASS PUSHING CAP	10.000	PZ																							
KVM1591A	S.5E INT. GLASS H35 PUSHING BRACKET KIT			<table border="1"> <tr> <td>VI1220A1</td> <td>4,2x12 TCB SELF-TAPPIN G SCREW</td> <td>2.000</td> <td>PZ</td> </tr> <tr> <td>VM1591A0</td> <td>GLASS BRACKET INT. XVC1004</td> <td>1.000</td> <td>PZ</td> </tr> <tr> <td>VM1630A1</td> <td>INTERNAL GLASS PUSHING CAP</td> <td>2.000</td> <td>PZ</td> </tr> </table>	VI1220A1	4,2x12 TCB SELF-TAPPIN G SCREW	2.000	PZ	VM1591A0	GLASS BRACKET INT. XVC1004	1.000	PZ	VM1630A1	INTERNAL GLASS PUSHING CAP	2.000	PZ										
			VI1220A1	4,2x12 TCB SELF-TAPPIN G SCREW	2.000	PZ																				
			VM1591A0	GLASS BRACKET INT. XVC1004	1.000	PZ																				
VM1630A1	INTERNAL GLASS PUSHING CAP	2.000	PZ																							

VM1630A	INTERNAL GLASS PUSHING CAP		KVM1308B	BIG XEVL FRONT DOOR PUSHING PLATE KIT	<table border="1"> <tr> <td>VM1308B0</td> <td>BIG XEVL FRONT DOOR PUSHING PLATE</td> <td>1.000</td> <td>PZ</td> </tr> <tr> <td>VM1630A1</td> <td>INTERNAL GLASS PUSHING CAP</td> <td>1.000</td> <td>PZ</td> </tr> </table>	VM1308B0	BIG XEVL FRONT DOOR PUSHING PLATE	1.000	PZ	VM1630A1	INTERNAL GLASS PUSHING CAP	1.000	PZ																				
VM1308B0	BIG XEVL FRONT DOOR PUSHING PLATE	1.000	PZ																														
VM1630A1	INTERNAL GLASS PUSHING CAP	1.000	PZ																														
VM2280A	LATCH COVER PLAT		KVM2280A	VM2280A HANDLE LATCH PLATE COVER KIT	<table border="1"> <tr> <td>SC1015A0</td> <td></td> <td>1.000</td> <td>PC</td> </tr> <tr> <td>V11074A0</td> <td>4X16 SCREW FOR PLASTIC</td> <td>2.000</td> <td>PC</td> </tr> <tr> <td>VM1224A0</td> <td></td> <td>200.000</td> <td>MM</td> </tr> <tr> <td>VM1630A1</td> <td>INTERNAL GLASS PUSHING CAP</td> <td>2.000</td> <td>PC</td> </tr> <tr> <td>VM2280A1</td> <td>LATCH COVER PLATE</td> <td>1.000</td> <td>PC</td> </tr> </table>	SC1015A0		1.000	PC	V11074A0	4X16 SCREW FOR PLASTIC	2.000	PC	VM1224A0		200.000	MM	VM1630A1	INTERNAL GLASS PUSHING CAP	2.000	PC	VM2280A1	LATCH COVER PLATE	1.000	PC								
SC1015A0		1.000	PC																														
V11074A0	4X16 SCREW FOR PLASTIC	2.000	PC																														
VM1224A0		200.000	MM																														
VM1630A1	INTERNAL GLASS PUSHING CAP	2.000	PC																														
VM2280A1	LATCH COVER PLATE	1.000	PC																														
VM1191A	CT BT LEFT DOOR SPRING LATCH		KVM1191A	CHEFTOP/BAKERTO P DOOR LEFT LATCH KIT	<table border="1"> <tr> <td>SC1015A0</td> <td></td> <td>1.000</td> <td>PZ</td> </tr> <tr> <td>VI0239A1</td> <td>SELF-TAPPIN G SCREW 4.2X25 TCB+ INOX</td> <td>2.000</td> <td>PZ</td> </tr> <tr> <td>V11220A1</td> <td>4,2x12 TCB SELF-TAPPIN G SCREW</td> <td>2.000</td> <td>PZ</td> </tr> <tr> <td>VM1191A2</td> <td>CT BT LEFT DOOR SPRING LATCH</td> <td>1.000</td> <td>PZ</td> </tr> <tr> <td>VM1192A1</td> <td>CT BT DOOR SPRING LATCH BACK COVER</td> <td>1.000</td> <td>PZ</td> </tr> <tr> <td>VM1224A0</td> <td></td> <td>150.000</td> <td>MM</td> </tr> <tr> <td>VM1460A0</td> <td>XBC/XVC RIGHT DOOR LATCH CAP</td> <td>1.000</td> <td>PZ</td> </tr> </table>	SC1015A0		1.000	PZ	VI0239A1	SELF-TAPPIN G SCREW 4.2X25 TCB+ INOX	2.000	PZ	V11220A1	4,2x12 TCB SELF-TAPPIN G SCREW	2.000	PZ	VM1191A2	CT BT LEFT DOOR SPRING LATCH	1.000	PZ	VM1192A1	CT BT DOOR SPRING LATCH BACK COVER	1.000	PZ	VM1224A0		150.000	MM	VM1460A0	XBC/XVC RIGHT DOOR LATCH CAP	1.000	PZ
SC1015A0		1.000	PZ																														
VI0239A1	SELF-TAPPIN G SCREW 4.2X25 TCB+ INOX	2.000	PZ																														
V11220A1	4,2x12 TCB SELF-TAPPIN G SCREW	2.000	PZ																														
VM1191A2	CT BT LEFT DOOR SPRING LATCH	1.000	PZ																														
VM1192A1	CT BT DOOR SPRING LATCH BACK COVER	1.000	PZ																														
VM1224A0		150.000	MM																														
VM1460A0	XBC/XVC RIGHT DOOR LATCH CAP	1.000	PZ																														
VM1192A	CT BT DOOR SPRING LATCH BACK COVER		KVM1191A	CHEFTOP/BAKERTO P DOOR LEFT LATCH KIT	<table border="1"> <tr> <td>SC1015A0</td> <td></td> <td>1.000</td> <td>PZ</td> </tr> <tr> <td>VI0239A1</td> <td>SELF-TAPPIN G SCREW 4.2X25 TCB+ INOX</td> <td>2.000</td> <td>PZ</td> </tr> <tr> <td>V11220A1</td> <td>4,2x12 TCB SELF-TAPPIN G SCREW</td> <td>2.000</td> <td>PZ</td> </tr> <tr> <td>VM1191A2</td> <td>CT BT LEFT DOOR SPRING LATCH</td> <td>1.000</td> <td>PZ</td> </tr> </table>	SC1015A0		1.000	PZ	VI0239A1	SELF-TAPPIN G SCREW 4.2X25 TCB+ INOX	2.000	PZ	V11220A1	4,2x12 TCB SELF-TAPPIN G SCREW	2.000	PZ	VM1191A2	CT BT LEFT DOOR SPRING LATCH	1.000	PZ												
SC1015A0		1.000	PZ																														
VI0239A1	SELF-TAPPIN G SCREW 4.2X25 TCB+ INOX	2.000	PZ																														
V11220A1	4,2x12 TCB SELF-TAPPIN G SCREW	2.000	PZ																														
VM1191A2	CT BT LEFT DOOR SPRING LATCH	1.000	PZ																														





VM1192A	CT BT DOOR SPRING LATCH BACK COVER		KVM1191A	CHEFTOP/BAKERTO P DOOR LEFT LATCH KIT	<table border="1"> <tr> <td>VM1192A1</td> <td>CT BT DOOR SPRING LATCH BACK COVER</td> <td>1.000</td> <td>PZ</td> </tr> <tr> <td>VM1224A0</td> <td></td> <td>150.000</td> <td>MM</td> </tr> <tr> <td>VM1460A0</td> <td>XBC/XVC RIGHT DOOR LATCH CAP</td> <td>1.000</td> <td>PZ</td> </tr> </table>	VM1192A1	CT BT DOOR SPRING LATCH BACK COVER	1.000	PZ	VM1224A0		150.000	MM	VM1460A0	XBC/XVC RIGHT DOOR LATCH CAP	1.000	PZ													
			VM1192A1	CT BT DOOR SPRING LATCH BACK COVER	1.000	PZ																								
VM1224A0		150.000	MM																											
VM1460A0	XBC/XVC RIGHT DOOR LATCH CAP	1.000	PZ																											
KVM1190A	CHEFTOP/BAKERTO P DOOR RIGHT LATCH KIT	<table border="1"> <tr> <td>SC1015A0</td> <td></td> <td>1.000</td> <td>PZ</td> </tr> <tr> <td>VI0239A1</td> <td>SELF-TAPPIN G SCREW 4.2X25 TCB+ INOX</td> <td>2.000</td> <td>PZ</td> </tr> <tr> <td>VI1220A1</td> <td>4,2x12 TCB SELF-TAPPIN G SCREW</td> <td>2.000</td> <td>PZ</td> </tr> <tr> <td>VM1190A2</td> <td>CT BT RIGHT DOOR SPRING LATCH</td> <td>1.000</td> <td>PZ</td> </tr> <tr> <td>VM1192A1</td> <td>CT BT DOOR SPRING LATCH BACK COVER</td> <td>1.000</td> <td>PZ</td> </tr> <tr> <td>VM1224A0</td> <td></td> <td>150.000</td> <td>MM</td> </tr> <tr> <td>VM1460A0</td> <td>XBC/XVC RIGHT DOOR LATCH CAP</td> <td>1.000</td> <td>PZ</td> </tr> </table>	SC1015A0		1.000	PZ	VI0239A1	SELF-TAPPIN G SCREW 4.2X25 TCB+ INOX	2.000	PZ	VI1220A1	4,2x12 TCB SELF-TAPPIN G SCREW	2.000	PZ	VM1190A2	CT BT RIGHT DOOR SPRING LATCH	1.000	PZ	VM1192A1	CT BT DOOR SPRING LATCH BACK COVER	1.000	PZ	VM1224A0		150.000	MM	VM1460A0	XBC/XVC RIGHT DOOR LATCH CAP	1.000	PZ
SC1015A0		1.000	PZ																											
VI0239A1	SELF-TAPPIN G SCREW 4.2X25 TCB+ INOX	2.000	PZ																											
VI1220A1	4,2x12 TCB SELF-TAPPIN G SCREW	2.000	PZ																											
VM1190A2	CT BT RIGHT DOOR SPRING LATCH	1.000	PZ																											
VM1192A1	CT BT DOOR SPRING LATCH BACK COVER	1.000	PZ																											
VM1224A0		150.000	MM																											
VM1460A0	XBC/XVC RIGHT DOOR LATCH CAP	1.000	PZ																											
VM2281A	DOOR LATCH HOLES COVER		KVM2281A	HOLE PLATE COVER KIT	<table border="1"> <tr> <td>VM1224A0</td> <td></td> <td>200.000</td> <td>MM</td> </tr> <tr> <td>VM2281A0</td> <td>DOOR LATCH HOLES COVER</td> <td>1.000</td> <td>PZ</td> </tr> </table>	VM1224A0		200.000	MM	VM2281A0	DOOR LATCH HOLES COVER	1.000	PZ																	
VM1224A0		200.000	MM																											
VM2281A0	DOOR LATCH HOLES COVER	1.000	PZ																											
SB1015A	4L DETERGENT TAN		KSB1015A	4L DETERGENT TANK KIT	<table border="1"> <tr> <td>IP1385A1</td> <td></td> <td>1.200</td> <td>M</td> </tr> <tr> <td>IP1410A0</td> <td></td> <td>2.000</td> <td>PC</td> </tr> <tr> <td>SB1015A2</td> <td>4L DETERGENT TANK</td> <td>1.000</td> <td>PC</td> </tr> <tr> <td>VM1059A1</td> <td></td> <td>1.200</td> <td>M</td> </tr> </table>	IP1385A1		1.200	M	IP1410A0		2.000	PC	SB1015A2	4L DETERGENT TANK	1.000	PC	VM1059A1		1.200	M									
IP1385A1		1.200	M																											
IP1410A0		2.000	PC																											
SB1015A2	4L DETERGENT TANK	1.000	PC																											
VM1059A1		1.200	M																											

VM1118A	DET&Rinse PLUS TANK LEFT GUIDE		KVM1118A	DET&RINSE TANK LEFT GUIDE KIT FOR MM	<table border="1"> <tr> <td>IC1306A0</td> <td>1.000</td> <td>PC</td> </tr> <tr> <td>SC1015A0</td> <td>1.000</td> <td>PC</td> </tr> <tr> <td>VI1220A1</td> <td>4,2x12 TCB SELF-TAPPIN G SCREW</td> <td>2.000 PC</td> </tr> <tr> <td>VM1118A0</td> <td>DET&amp;Rinse PLUS TANK LEFT GUIDE</td> <td>1.000 PC</td> </tr> </table>	IC1306A0	1.000	PC	SC1015A0	1.000	PC	VI1220A1	4,2x12 TCB SELF-TAPPIN G SCREW	2.000 PC	VM1118A0	DET&Rinse PLUS TANK LEFT GUIDE	1.000 PC						
IC1306A0	1.000	PC																					
SC1015A0	1.000	PC																					
VI1220A1	4,2x12 TCB SELF-TAPPIN G SCREW	2.000 PC																					
VM1118A0	DET&Rinse PLUS TANK LEFT GUIDE	1.000 PC																					
VM1119A	DET&Rinse PLUS TANK RIGHT GUIDE		KVM1119A	DET&RINSE TANK RIGHT GUIDE KIT FOR MM	<table border="1"> <tr> <td>IC1306A0</td> <td>1.000</td> <td>PC</td> </tr> <tr> <td>SC1015A0</td> <td>1.000</td> <td>PC</td> </tr> <tr> <td>VI1220A1</td> <td>4,2x12 TCB SELF-TAPPIN G SCREW</td> <td>2.000 PC</td> </tr> <tr> <td>VM1119A0</td> <td>DET&amp;Rinse PLUS TANK RIGHT GUIDE</td> <td>1.000 PC</td> </tr> </table>	IC1306A0	1.000	PC	SC1015A0	1.000	PC	VI1220A1	4,2x12 TCB SELF-TAPPIN G SCREW	2.000 PC	VM1119A0	DET&Rinse PLUS TANK RIGHT GUIDE	1.000 PC						
IC1306A0	1.000	PC																					
SC1015A0	1.000	PC																					
VI1220A1	4,2x12 TCB SELF-TAPPIN G SCREW	2.000 PC																					
VM1119A0	DET&Rinse PLUS TANK RIGHT GUIDE	1.000 PC																					
0H7472A	DISTRIBUTOR SUPPORT PLATE		KVL1117A	EUR MM 2016+LMT FILTER+PRESS. RED. KIT	<table border="1"> <tr> <td>0H7472A1</td> <td>DISTRIBUTOR SUPPORT PLATE</td> <td>1.000 PZ</td> </tr> <tr> <td>IC1304A0</td> <td>1.000</td> <td>PZ</td> </tr> <tr> <td>JEM0414A0</td> <td>EU FILTER PRESSURE REDUCER ASSEMBLY</td> <td>1.000 PZ</td> </tr> <tr> <td>NA1100A0</td> <td>1.000</td> <td>PZ</td> </tr> <tr> <td>SC1015A0</td> <td>1.000</td> <td>PZ</td> </tr> <tr> <td>VI1220A1</td> <td>4,2x12 TCB SELF-TAPPIN G SCREW</td> <td>4.000 PZ</td> </tr> </table>	0H7472A1	DISTRIBUTOR SUPPORT PLATE	1.000 PZ	IC1304A0	1.000	PZ	JEM0414A0	EU FILTER PRESSURE REDUCER ASSEMBLY	1.000 PZ	NA1100A0	1.000	PZ	SC1015A0	1.000	PZ	VI1220A1	4,2x12 TCB SELF-TAPPIN G SCREW	4.000 PZ
0H7472A1	DISTRIBUTOR SUPPORT PLATE	1.000 PZ																					
IC1304A0	1.000	PZ																					
JEM0414A0	EU FILTER PRESSURE REDUCER ASSEMBLY	1.000 PZ																					
NA1100A0	1.000	PZ																					
SC1015A0	1.000	PZ																					
VI1220A1	4,2x12 TCB SELF-TAPPIN G SCREW	4.000 PZ																					
			K0H7472A	DISTRIBUTOR SUPPORT PLATE KI	<table border="1"> <tr> <td>0H7472A1</td> <td>DISTRIBUTOR SUPPORT PLATE</td> <td>1.000 PZ</td> </tr> </table>	0H7472A1	DISTRIBUTOR SUPPORT PLATE	1.000 PZ															
0H7472A1	DISTRIBUTOR SUPPORT PLATE	1.000 PZ																					
RC1372A	Ø10M-1/4 M CIL. STRAIGHT FITTING		KRC1372A	D 10M-1/4 M CIL STRAIGHT CONNECTION KIT	<table border="1"> <tr> <td>RC1372A0</td> <td>Ø10M-1/4 M CIL. STRAIGHT FITTING</td> <td>1.000 PZ</td> </tr> </table>	RC1372A0	Ø10M-1/4 M CIL. STRAIGHT FITTING	1.000 PZ															
RC1372A0	Ø10M-1/4 M CIL. STRAIGHT FITTING	1.000 PZ																					

RC1396A	JG D10-1/4 STRAIGHT END FITTING		RC1396A0	JG D10-1/4 STRAIGHT END FITTING	
VL1014B	PRESSURE REDUCER WITH DISTRIBUTOR		VL1014B1	PRESSURE REDUCER WITH DISTRIBUTOR	
RC1243A	Ø10F-Ø10M ELBOW CONNECTION + JG END KIT		KTB0004A	D10 1,5M PIPE + CONNECTION RC1243A0 KIT	RC1130A0 130x2,6 CLAM 1.000 PZ
					RC1243A0 Ø10F-Ø10M 1.000 PZ ELBOW CONNECTION + JG END KIT
			KRC1243A	Ø10F-Ø10M ELBOW CONN + JG END 10 PCS KIT	TB1099A0 TB3130A-D10 1.000 PZ WATER CONNECTING PIPE
					RC1243A0 Ø10F-Ø10M 10.000 PZ ELBOW CONNECTION + JG END KIT
					VM1224A0 150.000 MM
RC1365A	3/4"-10 JG FEMALE CONNECTION		KTB1079A	LINEMISS WATER INLET CONNECTING PIPE KIT	GN1200A1 3/4 1.000 PZ CONNECTION SEAL D=24 RUBBER+NET
					RC1002A0 JG 10M-8F 1.000 PZ TERMINAL REDUCTION FITTING
					RC1030A2 Ø8-3/4 1.000 PZ FEMALE JG STRAIGHT CONNECTION
					RC1365A0 3/4"-10 JG 1.000 PZ FEMALE CONNECTION
					TB1079A0 LMISS D8 1.000 PZ WATER PIPE

RC1365A	3/4"-10 JG FEMALE CONNECTION		KRC1365A	3/4"-10 OR 8 JG WATER CONNECTION KIT	<table border="1"> <tr> <td>GN1200A1</td> <td>3/4 CONNECTION SEAL D=24 RUBBER+NET</td> <td>1.000</td> <td>PZ</td> </tr> <tr> <td>RC1002A0</td> <td>JG 10M-8F TERMINAL REDUCTION FITTING</td> <td>1.000</td> <td>PZ</td> </tr> <tr> <td>RC1365A0</td> <td>3/4"-10 JG FEMALE CONNECTION</td> <td>1.000</td> <td>PZ</td> </tr> </table>	GN1200A1	3/4 CONNECTION SEAL D=24 RUBBER+NET	1.000	PZ	RC1002A0	JG 10M-8F TERMINAL REDUCTION FITTING	1.000	PZ	RC1365A0	3/4"-10 JG FEMALE CONNECTION	1.000	PZ
GN1200A1	3/4 CONNECTION SEAL D=24 RUBBER+NET	1.000	PZ														
RC1002A0	JG 10M-8F TERMINAL REDUCTION FITTING	1.000	PZ														
RC1365A0	3/4"-10 JG FEMALE CONNECTION	1.000	PZ														
VL1034C	MESH WATER FILTER D10		KVL1034C	Ø8-Ø10 MESH100 WATER FILTER KIT	<table border="1"> <tr> <td>RC1002A0</td> <td>JG 10M-8F TERMINAL REDUCTION FITTING</td> <td>2.000</td> <td>PZ</td> </tr> <tr> <td>VL1034C0</td> <td>MESH WATER FILTER D10</td> <td>1.000</td> <td>PZ</td> </tr> <tr> <td>VL1062C0</td> <td>PRESSURE REDUCER-FILTER LOCKING FORK</td> <td>1.000</td> <td>PZ</td> </tr> </table>	RC1002A0	JG 10M-8F TERMINAL REDUCTION FITTING	2.000	PZ	VL1034C0	MESH WATER FILTER D10	1.000	PZ	VL1062C0	PRESSURE REDUCER-FILTER LOCKING FORK	1.000	PZ
RC1002A0	JG 10M-8F TERMINAL REDUCTION FITTING	2.000	PZ														
VL1034C0	MESH WATER FILTER D10	1.000	PZ														
VL1062C0	PRESSURE REDUCER-FILTER LOCKING FORK	1.000	PZ														
VL1062C	PRESSURE REDUCER-FILTER LOCKING FORK		KVL1034C	Ø8-Ø10 MESH100 WATER FILTER KIT	<table border="1"> <tr> <td>RC1002A0</td> <td>JG 10M-8F TERMINAL REDUCTION FITTING</td> <td>2.000</td> <td>PZ</td> </tr> <tr> <td>VL1034C0</td> <td>MESH WATER FILTER D10</td> <td>1.000</td> <td>PZ</td> </tr> <tr> <td>VL1062C0</td> <td>PRESSURE REDUCER-FILTER LOCKING FORK</td> <td>1.000</td> <td>PZ</td> </tr> </table>	RC1002A0	JG 10M-8F TERMINAL REDUCTION FITTING	2.000	PZ	VL1034C0	MESH WATER FILTER D10	1.000	PZ	VL1062C0	PRESSURE REDUCER-FILTER LOCKING FORK	1.000	PZ
RC1002A0	JG 10M-8F TERMINAL REDUCTION FITTING	2.000	PZ														
VL1034C0	MESH WATER FILTER D10	1.000	PZ														
VL1062C0	PRESSURE REDUCER-FILTER LOCKING FORK	1.000	PZ														
VL1086A	LIMESCALE REMOVER NEODYMIUM MAGNET		KVP1193A		<table border="1"> <tr> <td>JEM0786A0</td> <td></td> <td>1.000</td> <td>PZ</td> </tr> <tr> <td>VI1220A1</td> <td>4,2x12 TCB SELF-TAPPING SCREW</td> <td>2.000</td> <td>PZ</td> </tr> <tr> <td>VL1086A0</td> <td>LIMESCALE REMOVER NEODYMIUM MAGNET</td> <td>1.000</td> <td>PZ</td> </tr> </table>	JEM0786A0		1.000	PZ	VI1220A1	4,2x12 TCB SELF-TAPPING SCREW	2.000	PZ	VL1086A0	LIMESCALE REMOVER NEODYMIUM MAGNET	1.000	PZ
JEM0786A0		1.000	PZ														
VI1220A1	4,2x12 TCB SELF-TAPPING SCREW	2.000	PZ														
VL1086A0	LIMESCALE REMOVER NEODYMIUM MAGNET	1.000	PZ														
			KVL1096A	T - SHAPED FIT-D6-D10 HOLD-2 MAGNETS KIT	<table border="1"> <tr> <td>IC1298A0</td> <td></td> <td>1.000</td> <td>PC</td> </tr> <tr> <td>RC1018A0</td> <td>ZINC PLATED D12 ELASTIC CLAMP</td> <td>2.000</td> <td>PC</td> </tr> <tr> <td>SC1015A0</td> <td></td> <td>1.000</td> <td>PC</td> </tr> </table>	IC1298A0		1.000	PC	RC1018A0	ZINC PLATED D12 ELASTIC CLAMP	2.000	PC	SC1015A0		1.000	PC
IC1298A0		1.000	PC														
RC1018A0	ZINC PLATED D12 ELASTIC CLAMP	2.000	PC														
SC1015A0		1.000	PC														

VL1086A	LIMESCALE REMOVER NEODYMIUM MAGNET		KVL1096A	T - SHAPED FIT-D6-D10 HOLD-2 MAGNETS KIT	<table border="1"> <tr> <td>VL1086A0</td> <td>LIMESCALE REMOVER NEODYMIUM MAGNET</td> <td>2.000</td> <td>PC</td> </tr> <tr> <td>VL1096A1</td> <td>2PCS T-SHAPED FIT-D6-D10 HOLD-MAGNE</td> <td>1.000</td> <td>PC</td> </tr> </table>	VL1086A0	LIMESCALE REMOVER NEODYMIUM MAGNET	2.000	PC	VL1096A1	2PCS T-SHAPED FIT-D6-D10 HOLD-MAGNE	1.000	PC												
VL1086A0	LIMESCALE REMOVER NEODYMIUM MAGNET	2.000	PC																						
VL1096A1	2PCS T-SHAPED FIT-D6-D10 HOLD-MAGNE	1.000	PC																						
			KVL1086A	NEODYMIUM MAGNET ANTI-LIMESCALE KI	<table border="1"> <tr> <td>IC1298A0</td> <td></td> <td>1.000</td> <td>PC</td> </tr> <tr> <td>SC1015A0</td> <td></td> <td>1.000</td> <td>PC</td> </tr> <tr> <td>VL1086A0</td> <td>LIMESCALE REMOVER NEODYMIUM MAGNET</td> <td>2.000</td> <td>PC</td> </tr> </table>	IC1298A0		1.000	PC	SC1015A0		1.000	PC	VL1086A0	LIMESCALE REMOVER NEODYMIUM MAGNET	2.000	PC								
IC1298A0		1.000	PC																						
SC1015A0		1.000	PC																						
VL1086A0	LIMESCALE REMOVER NEODYMIUM MAGNET	2.000	PC																						
VL1096A	2PCS T-SHAPED FIT-D6-D10 HOLD-MAGNET		KVL1096A	T - SHAPED FIT-D6-D10 HOLD-2 MAGNETS KIT	<table border="1"> <tr> <td>IC1298A0</td> <td></td> <td>1.000</td> <td>PC</td> </tr> <tr> <td>RC1018A0</td> <td>ZINC PLATED D12 ELASTIC CLAMP</td> <td>2.000</td> <td>PC</td> </tr> <tr> <td>SC1015A0</td> <td></td> <td>1.000</td> <td>PC</td> </tr> <tr> <td>VL1086A0</td> <td>LIMESCALE REMOVER NEODYMIUM MAGNET</td> <td>2.000</td> <td>PC</td> </tr> <tr> <td>VL1096A1</td> <td>2PCS T-SHAPED FIT-D6-D10 HOLD-MAGNE</td> <td>1.000</td> <td>PC</td> </tr> </table>	IC1298A0		1.000	PC	RC1018A0	ZINC PLATED D12 ELASTIC CLAMP	2.000	PC	SC1015A0		1.000	PC	VL1086A0	LIMESCALE REMOVER NEODYMIUM MAGNET	2.000	PC	VL1096A1	2PCS T-SHAPED FIT-D6-D10 HOLD-MAGNE	1.000	PC
IC1298A0		1.000	PC																						
RC1018A0	ZINC PLATED D12 ELASTIC CLAMP	2.000	PC																						
SC1015A0		1.000	PC																						
VL1086A0	LIMESCALE REMOVER NEODYMIUM MAGNET	2.000	PC																						
VL1096A1	2PCS T-SHAPED FIT-D6-D10 HOLD-MAGNE	1.000	PC																						
VM1054A	H7.8 PRESSURE REDUCER RING NUT		KVM1054A	H7.8 PRESSURE REDUCER DIAL KIT	<table border="1"> <tr> <td>VM1054A0</td> <td>H7.8 PRESSURE REDUCER RING NUT</td> <td>1.000</td> <td>PZ</td> </tr> <tr> <td>VM1224A0</td> <td></td> <td>200.000</td> <td>MM</td> </tr> </table>	VM1054A0	H7.8 PRESSURE REDUCER RING NUT	1.000	PZ	VM1224A0		200.000	MM												
VM1054A0	H7.8 PRESSURE REDUCER RING NUT	1.000	PZ																						
VM1224A0		200.000	MM																						
VL1026A	BEND FOR DRAIN PIPE		XUC001	SINGLE UNIT INSTALLATION KIT	<table border="1"> <tr> <td>0H6567A0</td> <td>P-TRAP HOLDING BRACKET</td> <td>1.000</td> <td>PZ</td> </tr> <tr> <td>GN1400A0</td> <td>U-TRAP SEAL</td> <td>1.000</td> <td>PZ</td> </tr> <tr> <td>JEM0244A0</td> <td>P-TRAP ASSEMBLY</td> <td>1.000</td> <td>PZ</td> </tr> <tr> <td>RC1055A0</td> <td>Ø25-40 H12 STAINLESS STEEL PIPE CLIP</td> <td>3.000</td> <td>PZ</td> </tr> </table>	0H6567A0	P-TRAP HOLDING BRACKET	1.000	PZ	GN1400A0	U-TRAP SEAL	1.000	PZ	JEM0244A0	P-TRAP ASSEMBLY	1.000	PZ	RC1055A0	Ø25-40 H12 STAINLESS STEEL PIPE CLIP	3.000	PZ				
0H6567A0	P-TRAP HOLDING BRACKET	1.000	PZ																						
GN1400A0	U-TRAP SEAL	1.000	PZ																						
JEM0244A0	P-TRAP ASSEMBLY	1.000	PZ																						
RC1055A0	Ø25-40 H12 STAINLESS STEEL PIPE CLIP	3.000	PZ																						



VL1026A	BEND FOR DRAIN PIPE		XUC001	SINGLE UNIT INSTALLATION KIT	TB1520A0 Int. Ø=38 TH=4 2.500 M DRAIN BLACK RUBBER PIPE					
					VI1220A1 4,2x12 TCB 2.000 PZ SELF-TAPPIN G SCREW					
					VI1950A0 ST. STEEL 2.000 PZ 4,2X13 TCB SELF-DRILLIN G SCREW					
					VL1026A0 BEND FOR DRAIN PIPE 1.000 PZ					
					VM1015A1 STAINLESS STEEL Ø30x1.5 90° BEND 1.000 PZ					
					GN1400A0 U-TRAP SEAL 1.000 PZ					
					SC1010A0 UNOX ENVELOPE FOR TECHN. DOCUMENTAT ION 1.000 PZ					
					VL1026A0 BEND FOR DRAIN PIPE 1.000 PZ					
					VM1224A0 200.000 MM					
					VM2039A0 DRAIN BEND FIXING RING 1.000 PZ					
VM2039A	DRAIN BEND FIXING RING		KVL1026A	DRAIN PIPE BEND KI	GN1400A0 U-TRAP SEAL 1.000 PZ					
					SC1010A0 UNOX ENVELOPE FOR TECHN. DOCUMENTAT ION 1.000 PZ					
					VL1026A0 BEND FOR DRAIN PIPE 1.000 PZ					
					VM1224A0 200.000 MM					
					VM2039A0 DRAIN BEND FIXING RING 1.000 PZ					
					VM1555A	CT BT COOLING FAN SUPPORT		KVN1165A	S.5E ADVANCE/MM 230V COOLING FAN KIT	IC1306A0 1.000 PZ
										LI1092A0 1.000 PZ
										MOV0017A0 0.100 PZ
										NA1100A0 1.000 PZ
										SC1015A0 1.000 PZ
VI1099A0 SELF-DRILLIN G SCREW 4.8X13 TCB+ Z 4.000 PZ										
VM1555A2 CT BT COOLING FAN SUPPORT 1.000 PZ										
VN1165A0 230Vac 50/60Hz COOLING DOWN FAN 1.000 PZ										

VM1555A	CT BT COOLING FAN SUPPORT		KVN1164A	S.5/5E 12VDC COOLING DOWN FAN KIT	<table border="1"> <tr><td>IC1306A0</td><td>1.000</td><td>PZ</td></tr> <tr><td>NA1200A1</td><td>0.400</td><td>M</td></tr> <tr><td>SC1015A0</td><td>1.000</td><td>PZ</td></tr> <tr><td>VI1099A0</td><td>SELF-DRILLIN G SCREW 4.8X13 TCB+ Z</td><td>4.000 PZ</td></tr> <tr><td>VM1555A2</td><td>CT BT COOLING FAN SUPPORT</td><td>1.000 PZ</td></tr> <tr><td>VN1164A0</td><td>12VDC COOLING DOWN FAN</td><td>1.000 PZ</td></tr> </table>	IC1306A0	1.000	PZ	NA1200A1	0.400	M	SC1015A0	1.000	PZ	VI1099A0	SELF-DRILLIN G SCREW 4.8X13 TCB+ Z	4.000 PZ	VM1555A2	CT BT COOLING FAN SUPPORT	1.000 PZ	VN1164A0	12VDC COOLING DOWN FAN	1.000 PZ						
IC1306A0	1.000	PZ																											
NA1200A1	0.400	M																											
SC1015A0	1.000	PZ																											
VI1099A0	SELF-DRILLIN G SCREW 4.8X13 TCB+ Z	4.000 PZ																											
VM1555A2	CT BT COOLING FAN SUPPORT	1.000 PZ																											
VN1164A0	12VDC COOLING DOWN FAN	1.000 PZ																											
VM1556A	XBC-XVC COOLING FAN GUARD		KVM1556A	XBC-XVC COOLING FAN GUARD KIT	<table border="1"> <tr><td>IC1306A0</td><td>1.000</td><td>PZ</td></tr> <tr><td>VM1556A0</td><td>XBC-XVC COOLING FAN GUARD</td><td>1.000 PZ</td></tr> </table>	IC1306A0	1.000	PZ	VM1556A0	XBC-XVC COOLING FAN GUARD	1.000 PZ																		
IC1306A0	1.000	PZ																											
VM1556A0	XBC-XVC COOLING FAN GUARD	1.000 PZ																											
VN1165A	230Vac 50/60Hz COOLING DOWN FA		KVN1165A	S.5E ADVANCE/MM 230V COOLING FAN KIT	<table border="1"> <tr><td>IC1306A0</td><td>1.000</td><td>PZ</td></tr> <tr><td>LI1092A0</td><td>1.000</td><td>PZ</td></tr> <tr><td>MOV0017A0</td><td>0.100</td><td>PZ</td></tr> <tr><td>NA1100A0</td><td>1.000</td><td>PZ</td></tr> <tr><td>SC1015A0</td><td>1.000</td><td>PZ</td></tr> <tr><td>VI1099A0</td><td>SELF-DRILLIN G SCREW 4.8X13 TCB+ Z</td><td>4.000 PZ</td></tr> <tr><td>VM1555A2</td><td>CT BT COOLING FAN SUPPORT</td><td>1.000 PZ</td></tr> <tr><td>VN1165A0</td><td>230Vac 50/60Hz COOLING DOWN FAN</td><td>1.000 PZ</td></tr> </table>	IC1306A0	1.000	PZ	LI1092A0	1.000	PZ	MOV0017A0	0.100	PZ	NA1100A0	1.000	PZ	SC1015A0	1.000	PZ	VI1099A0	SELF-DRILLIN G SCREW 4.8X13 TCB+ Z	4.000 PZ	VM1555A2	CT BT COOLING FAN SUPPORT	1.000 PZ	VN1165A0	230Vac 50/60Hz COOLING DOWN FAN	1.000 PZ
IC1306A0	1.000	PZ																											
LI1092A0	1.000	PZ																											
MOV0017A0	0.100	PZ																											
NA1100A0	1.000	PZ																											
SC1015A0	1.000	PZ																											
VI1099A0	SELF-DRILLIN G SCREW 4.8X13 TCB+ Z	4.000 PZ																											
VM1555A2	CT BT COOLING FAN SUPPORT	1.000 PZ																											
VN1165A0	230Vac 50/60Hz COOLING DOWN FAN	1.000 PZ																											
0H2561A	6 S. DOOR COUNTERBRACKET		0H2561A0	6 S. DOOR COUNTERBRACKET																									



VI1995A	M5x25 ST.STEEL SCREW		VI1995A0	M5x25 ST.STEEL SCREW																								
VM1240A	NYLON SUPPORT CAP		KVM1240A	4 PCS COUNTER BRACKET SUPPORT CAP KIT	<table border="1"> <tr> <td>SC1015A0</td> <td>1.000</td> <td>PZ</td> </tr> <tr> <td>VM1224A0</td> <td>150.000</td> <td>MM</td> </tr> <tr> <td>VM1240A0</td> <td>4.000</td> <td>PZ</td> </tr> <tr> <td colspan="3">SUPPORT CAP</td> </tr> </table>	SC1015A0	1.000	PZ	VM1224A0	150.000	MM	VM1240A0	4.000	PZ	SUPPORT CAP													
SC1015A0	1.000	PZ																										
VM1224A0	150.000	MM																										
VM1240A0	4.000	PZ																										
SUPPORT CAP																												
VM2273A	MM DOOR LEFT LOWER BRACKET		KVM2273A	MIND.Maps DOOR LOWER LEFT BRACKET KIT	<table border="1"> <tr> <td>0H7330A0</td> <td>DOOR LOWER BRACKET WASHER</td> <td>2.000</td> <td>PZ</td> </tr> <tr> <td>VI1995A0</td> <td>M5x25 ST.STEEL SCREW</td> <td>4.000</td> <td>PZ</td> </tr> <tr> <td>VM1224A0</td> <td>200.000</td> <td>MM</td> </tr> <tr> <td>VM2273A1</td> <td>MM DOOR LEFT LOWER BRACKET</td> <td>1.000</td> <td>PZ</td> </tr> <tr> <td>VM2352A0</td> <td>MM LOWER DOOR BRACKET LEFT SCREW COVERI</td> <td>1.000</td> <td>PZ</td> </tr> <tr> <td>VM2353A0</td> <td>MM LOWER DOOR BRACKET RIGHT SCREW COVERI</td> <td>1.000</td> <td>PZ</td> </tr> </table>	0H7330A0	DOOR LOWER BRACKET WASHER	2.000	PZ	VI1995A0	M5x25 ST.STEEL SCREW	4.000	PZ	VM1224A0	200.000	MM	VM2273A1	MM DOOR LEFT LOWER BRACKET	1.000	PZ	VM2352A0	MM LOWER DOOR BRACKET LEFT SCREW COVERI	1.000	PZ	VM2353A0	MM LOWER DOOR BRACKET RIGHT SCREW COVERI	1.000	PZ
0H7330A0	DOOR LOWER BRACKET WASHER	2.000	PZ																									
VI1995A0	M5x25 ST.STEEL SCREW	4.000	PZ																									
VM1224A0	200.000	MM																										
VM2273A1	MM DOOR LEFT LOWER BRACKET	1.000	PZ																									
VM2352A0	MM LOWER DOOR BRACKET LEFT SCREW COVERI	1.000	PZ																									
VM2353A0	MM LOWER DOOR BRACKET RIGHT SCREW COVERI	1.000	PZ																									
VM2352A	MM LOWER DOOR BRACKET LEFT SCREW COVERI		VM2352A0	MM LOWER DOOR BRACKET LEFT SCREW COVERI																								






VM2353A	MM LOWER DOOR BRACKET RIGHT SCREW COVERI		VM2353A0	MM LOWER DOOR BRACKET RIGHT SCREW COVERI																									
0H2561A	6 S. DOOR COUNTERBRACKET		0H2561A0	6 S. DOOR COUNTERBRACKET																									
VI1995A	M5x25 ST.STEEL SCREW		VI1995A0	M5x25 ST.STEEL SCREW																									
VM1240A	NYLON SUPPORT CAP		KVM1240A	4 PCS COUNTER BRACKET SUPPORT CAP KIT	<table border="1"> <tr> <td>SC1015A0</td> <td></td> <td>1.000</td> <td>PZ</td> </tr> <tr> <td>VM1224A0</td> <td></td> <td>150.000</td> <td>MM</td> </tr> <tr> <td>VM1240A0</td> <td>NYLON SUPPORT CAP</td> <td>4.000</td> <td>PZ</td> </tr> </table>	SC1015A0		1.000	PZ	VM1224A0		150.000	MM	VM1240A0	NYLON SUPPORT CAP	4.000	PZ												
SC1015A0		1.000	PZ																										
VM1224A0		150.000	MM																										
VM1240A0	NYLON SUPPORT CAP	4.000	PZ																										
VM2271A	MM DOOR LEFT UPPER BRACKET		KVM2271A	MIND.MAPS UPPER LEFT DOOR BRACKET KIT	<table border="1"> <tr> <td>VI1220A1</td> <td>4,2x12 TCB SELF-TAPPING SCREW</td> <td>2.000</td> <td>PZ</td> </tr> <tr> <td>VI1995A0</td> <td>M5x25 ST.STEEL SCREW</td> <td>4.000</td> <td>PZ</td> </tr> <tr> <td>VI1997A0</td> <td>5x10X1 FLAT WASHER</td> <td>4.000</td> <td>PZ</td> </tr> <tr> <td>VM1224A0</td> <td></td> <td>200.000</td> <td>MM</td> </tr> <tr> <td>VM2271A0</td> <td>MM DOOR LEFT UPPER BRACKET</td> <td>1.000</td> <td>PZ</td> </tr> <tr> <td>VM2298A0</td> <td>DOOR BRACKET UPPER COVER</td> <td>1.000</td> <td>PZ</td> </tr> </table>	VI1220A1	4,2x12 TCB SELF-TAPPING SCREW	2.000	PZ	VI1995A0	M5x25 ST.STEEL SCREW	4.000	PZ	VI1997A0	5x10X1 FLAT WASHER	4.000	PZ	VM1224A0		200.000	MM	VM2271A0	MM DOOR LEFT UPPER BRACKET	1.000	PZ	VM2298A0	DOOR BRACKET UPPER COVER	1.000	PZ
VI1220A1	4,2x12 TCB SELF-TAPPING SCREW	2.000	PZ																										
VI1995A0	M5x25 ST.STEEL SCREW	4.000	PZ																										
VI1997A0	5x10X1 FLAT WASHER	4.000	PZ																										
VM1224A0		200.000	MM																										
VM2271A0	MM DOOR LEFT UPPER BRACKET	1.000	PZ																										
VM2298A0	DOOR BRACKET UPPER COVER	1.000	PZ																										



VM2298A	DOOR BRACKET UPPER COVER		KVM2298A	MIND.Maps DOOR UPPER BRACKET COVER KIT	<table border="1"> <tr><td>SC1015A0</td><td>1.000</td><td>PZ</td></tr> <tr><td>VI1220A0</td><td>SELF-TAPPIN G SCREW 4,2x12 TCB</td><td>2.000 PZ</td></tr> <tr><td>VM1224A0</td><td>200.000</td><td>MM</td></tr> <tr><td>VM2298A0</td><td>DOOR BRACKET UPPER COVER</td><td>1.000 PZ</td></tr> </table>	SC1015A0	1.000	PZ	VI1220A0	SELF-TAPPIN G SCREW 4,2x12 TCB	2.000 PZ	VM1224A0	200.000	MM	VM2298A0	DOOR BRACKET UPPER COVER	1.000 PZ			
			SC1015A0	1.000	PZ															
			VI1220A0	SELF-TAPPIN G SCREW 4,2x12 TCB	2.000 PZ															
VM1224A0	200.000	MM																		
VM2298A0	DOOR BRACKET UPPER COVER	1.000 PZ																		
KVM2271A	MIND.MAPS UPPER LEFT DOOR BRACKET KIT	<table border="1"> <tr><td>VI1220A1</td><td>4,2x12 TCB SELF-TAPPIN G SCREW</td><td>2.000 PZ</td></tr> <tr><td>VI1995A0</td><td>M5x25 ST.STEEL SCREW</td><td>4.000 PZ</td></tr> <tr><td>VI1997A0</td><td>5x10X1 FLAT WASHER</td><td>4.000 PZ</td></tr> <tr><td>VM1224A0</td><td>200.000</td><td>MM</td></tr> <tr><td>VM2271A0</td><td>MM DOOR LEFT UPPER BRACKET</td><td>1.000 PZ</td></tr> <tr><td>VM2298A0</td><td>DOOR BRACKET UPPER COVER</td><td>1.000 PZ</td></tr> </table>	VI1220A1	4,2x12 TCB SELF-TAPPIN G SCREW	2.000 PZ	VI1995A0	M5x25 ST.STEEL SCREW	4.000 PZ	VI1997A0	5x10X1 FLAT WASHER	4.000 PZ	VM1224A0	200.000	MM	VM2271A0	MM DOOR LEFT UPPER BRACKET	1.000 PZ	VM2298A0	DOOR BRACKET UPPER COVER	1.000 PZ
VI1220A1	4,2x12 TCB SELF-TAPPIN G SCREW	2.000 PZ																		
VI1995A0	M5x25 ST.STEEL SCREW	4.000 PZ																		
VI1997A0	5x10X1 FLAT WASHER	4.000 PZ																		
VM1224A0	200.000	MM																		
VM2271A0	MM DOOR LEFT UPPER BRACKET	1.000 PZ																		
VM2298A0	DOOR BRACKET UPPER COVER	1.000 PZ																		
KVM2270A	SADA VRCHNI DRZAK DVERI MIND.MAPS	<table border="1"> <tr><td>VI1220A1</td><td>4,2x12 TCB SELF-TAPPIN G SCREW</td><td>2.000 PZ</td></tr> <tr><td>VI1995A0</td><td>M5x25 ST.STEEL SCREW</td><td>4.000 PZ</td></tr> <tr><td>VI1997A0</td><td>5x10X1 FLAT WASHER</td><td>4.000 PZ</td></tr> <tr><td>VM1224A0</td><td>300.000</td><td>MM</td></tr> <tr><td>VM2270A0</td><td>UPPER DOOR HINGE FOR M.MAPS SERIE</td><td>1.000 PZ</td></tr> <tr><td>VM2298A0</td><td>DOOR BRACKET UPPER COVER</td><td>1.000 PZ</td></tr> </table>	VI1220A1	4,2x12 TCB SELF-TAPPIN G SCREW	2.000 PZ	VI1995A0	M5x25 ST.STEEL SCREW	4.000 PZ	VI1997A0	5x10X1 FLAT WASHER	4.000 PZ	VM1224A0	300.000	MM	VM2270A0	UPPER DOOR HINGE FOR M.MAPS SERIE	1.000 PZ	VM2298A0	DOOR BRACKET UPPER COVER	1.000 PZ
VI1220A1	4,2x12 TCB SELF-TAPPIN G SCREW	2.000 PZ																		
VI1995A0	M5x25 ST.STEEL SCREW	4.000 PZ																		
VI1997A0	5x10X1 FLAT WASHER	4.000 PZ																		
VM1224A0	300.000	MM																		
VM2270A0	UPPER DOOR HINGE FOR M.MAPS SERIE	1.000 PZ																		
VM2298A0	DOOR BRACKET UPPER COVER	1.000 PZ																		
0H2561A	6 S. DOOR COUNTERBRACKET		0H2561A0	6 S. DOOR COUNTERBRACKET																

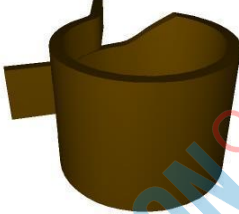
VE1020B	MAGNET DOOR MICROSWITCH		KVE1020B	MICROSWITCH KIT	<table border="1"> <tr> <td>CE1061A0</td> <td>MINIFIT PLUG 2P-FC L100 ADAPTER WIR</td> <td>1.000</td> <td>PZ</td> </tr> <tr> <td>VE1020B0</td> <td>MAGNET DOOR MICROSWITC</td> <td>1.000</td> <td>PZ</td> </tr> <tr> <td>VE1030A1</td> <td>MAGNET FOR DOOR MICROSWITC H D=22.9mm</td> <td>1.000</td> <td>PZ</td> </tr> <tr> <td>VM1224A0</td> <td></td> <td>200.000</td> <td>MM</td> </tr> </table>	CE1061A0	MINIFIT PLUG 2P-FC L100 ADAPTER WIR	1.000	PZ	VE1020B0	MAGNET DOOR MICROSWITC	1.000	PZ	VE1030A1	MAGNET FOR DOOR MICROSWITC H D=22.9mm	1.000	PZ	VM1224A0		200.000	MM
CE1061A0	MINIFIT PLUG 2P-FC L100 ADAPTER WIR	1.000	PZ																		
VE1020B0	MAGNET DOOR MICROSWITC	1.000	PZ																		
VE1030A1	MAGNET FOR DOOR MICROSWITC H D=22.9mm	1.000	PZ																		
VM1224A0		200.000	MM																		
VM1240A	NYLON SUPPORT CAP		KVM1240A	4 PCS COUNTER BRACKET SUPPORT CAP KIT	<table border="1"> <tr> <td>SC1015A0</td> <td></td> <td>1.000</td> <td>PZ</td> </tr> <tr> <td>VM1224A0</td> <td></td> <td>150.000</td> <td>MM</td> </tr> <tr> <td>VM1240A0</td> <td>NYLON SUPPORT CAP</td> <td>4.000</td> <td>PZ</td> </tr> </table>	SC1015A0		1.000	PZ	VM1224A0		150.000	MM	VM1240A0	NYLON SUPPORT CAP	4.000	PZ				
SC1015A0		1.000	PZ																		
VM1224A0		150.000	MM																		
VM1240A0	NYLON SUPPORT CAP	4.000	PZ																		
VM2282A	MICROSWITCH SUPPORT COVER		KVM2282A	MICROSWITCH SUPPORT PLATE KI	<table border="1"> <tr> <td>VM1224A0</td> <td></td> <td>200.000</td> <td>MM</td> </tr> <tr> <td>VM2282A0</td> <td>MICROSWITC H SUPPORT COVER</td> <td>1.000</td> <td>PC</td> </tr> </table>	VM1224A0		200.000	MM	VM2282A0	MICROSWITC H SUPPORT COVER	1.000	PC								
VM1224A0		200.000	MM																		
VM2282A0	MICROSWITC H SUPPORT COVER	1.000	PC																		
0H2561A	6 S. DOOR COUNTERBRACKET		0H2561A0	6 S. DOOR COUNTERBRACKET																	
VM1240A	NYLON SUPPORT CAP		KVM1240A	4 PCS COUNTER BRACKET SUPPORT CAP KIT	<table border="1"> <tr> <td>SC1015A0</td> <td></td> <td>1.000</td> <td>PZ</td> </tr> <tr> <td>VM1224A0</td> <td></td> <td>150.000</td> <td>MM</td> </tr> <tr> <td>VM1240A0</td> <td>NYLON SUPPORT CAP</td> <td>4.000</td> <td>PZ</td> </tr> </table>	SC1015A0		1.000	PZ	VM1224A0		150.000	MM	VM1240A0	NYLON SUPPORT CAP	4.000	PZ				
SC1015A0		1.000	PZ																		
VM1224A0		150.000	MM																		
VM1240A0	NYLON SUPPORT CAP	4.000	PZ																		


VM2310A	UPPER DOOR BRACKET HOLES COVER		KVM2310A	UPPER BRACKET HOLE COVER KIT	<table border="1"> <tr> <td>VM1224A0</td> <td></td> <td>200.000</td> <td>MM</td> </tr> <tr> <td>VM2310A0</td> <td>UPPER DOOR BRACKET HOLES COVER</td> <td>1.000</td> <td>PZ</td> </tr> </table>	VM1224A0		200.000	MM	VM2310A0	UPPER DOOR BRACKET HOLES COVER	1.000	PZ												
VM1224A0		200.000	MM																						
VM2310A0	UPPER DOOR BRACKET HOLES COVER	1.000	PZ																						
PD1074A	H=100 SQUARE FOO		KPD1074A	Mind.Maps H100 FOOT KIT	<table border="1"> <tr> <td>PD1074A0</td> <td>H=100 SQUARE FOO</td> <td>1.000</td> <td>PZ</td> </tr> <tr> <td>PD1075A1</td> <td>PD1074 FOOT LOCKING BRACKET</td> <td>1.000</td> <td>PZ</td> </tr> <tr> <td>SC1015A0</td> <td></td> <td>1.000</td> <td>PZ</td> </tr> <tr> <td>VI1220A1</td> <td>4,2x12 TCB SELF-TAPPIN G SCREW</td> <td>5.000</td> <td>PZ</td> </tr> <tr> <td>VM1224A0</td> <td></td> <td>300.000</td> <td>MM</td> </tr> </table>	PD1074A0	H=100 SQUARE FOO	1.000	PZ	PD1075A1	PD1074 FOOT LOCKING BRACKET	1.000	PZ	SC1015A0		1.000	PZ	VI1220A1	4,2x12 TCB SELF-TAPPIN G SCREW	5.000	PZ	VM1224A0		300.000	MM
PD1074A0	H=100 SQUARE FOO	1.000	PZ																						
PD1075A1	PD1074 FOOT LOCKING BRACKET	1.000	PZ																						
SC1015A0		1.000	PZ																						
VI1220A1	4,2x12 TCB SELF-TAPPIN G SCREW	5.000	PZ																						
VM1224A0		300.000	MM																						
PD1075A	PD1074 FOOT LOCKING BRACKET		KPD1075A	OVEN FOOT STOPPING BRACKET KIT	<table border="1"> <tr> <td>PD1075A1</td> <td>PD1074 FOOT LOCKING BRACKET</td> <td>4.000</td> <td>PZ</td> </tr> <tr> <td>VI1950A0</td> <td>ST. STEEL 4,2X13 TCB SELF-DRILLIN G SCREW</td> <td>8.000</td> <td>PZ</td> </tr> </table>	PD1075A1	PD1074 FOOT LOCKING BRACKET	4.000	PZ	VI1950A0	ST. STEEL 4,2X13 TCB SELF-DRILLIN G SCREW	8.000	PZ												
PD1075A1	PD1074 FOOT LOCKING BRACKET	4.000	PZ																						
VI1950A0	ST. STEEL 4,2X13 TCB SELF-DRILLIN G SCREW	8.000	PZ																						
			KPD1074A	Mind.Maps H100 FOOT KIT	<table border="1"> <tr> <td>PD1074A0</td> <td>H=100 SQUARE FOO</td> <td>1.000</td> <td>PZ</td> </tr> <tr> <td>PD1075A1</td> <td>PD1074 FOOT LOCKING BRACKET</td> <td>1.000</td> <td>PZ</td> </tr> <tr> <td>SC1015A0</td> <td></td> <td>1.000</td> <td>PZ</td> </tr> <tr> <td>VI1220A1</td> <td>4,2x12 TCB SELF-TAPPIN G SCREW</td> <td>5.000</td> <td>PZ</td> </tr> <tr> <td>VM1224A0</td> <td></td> <td>300.000</td> <td>MM</td> </tr> </table>	PD1074A0	H=100 SQUARE FOO	1.000	PZ	PD1075A1	PD1074 FOOT LOCKING BRACKET	1.000	PZ	SC1015A0		1.000	PZ	VI1220A1	4,2x12 TCB SELF-TAPPIN G SCREW	5.000	PZ	VM1224A0		300.000	MM
PD1074A0	H=100 SQUARE FOO	1.000	PZ																						
PD1075A1	PD1074 FOOT LOCKING BRACKET	1.000	PZ																						
SC1015A0		1.000	PZ																						
VI1220A1	4,2x12 TCB SELF-TAPPIN G SCREW	5.000	PZ																						
VM1224A0		300.000	MM																						
EL1438A	BARBED STEAM SOLENOID VALVE 5+9		KEL1438A	5+9 BARBED 6 STEAM SOLENOID VALVE KIT	<table border="1"> <tr> <td>EL1438A0</td> <td>BARBED STEAM SOLENOID VALVE 5+9</td> <td>1.000</td> <td>PZ</td> </tr> <tr> <td>NA1100A0</td> <td></td> <td>1.000</td> <td>PZ</td> </tr> <tr> <td>RC1018A0</td> <td>ZINC PLATED D12 ELASTIC CLAMP</td> <td>2.000</td> <td>PZ</td> </tr> <tr> <td>VM1224A0</td> <td></td> <td>250.000</td> <td>MM</td> </tr> </table>	EL1438A0	BARBED STEAM SOLENOID VALVE 5+9	1.000	PZ	NA1100A0		1.000	PZ	RC1018A0	ZINC PLATED D12 ELASTIC CLAMP	2.000	PZ	VM1224A0		250.000	MM				
EL1438A0	BARBED STEAM SOLENOID VALVE 5+9	1.000	PZ																						
NA1100A0		1.000	PZ																						
RC1018A0	ZINC PLATED D12 ELASTIC CLAMP	2.000	PZ																						
VM1224A0		250.000	MM																						

GN1558A	EXHAUST SEAL		K0H7291A	GASKET AND SEALING DISC CHIMNEY KIT	<table border="1"> <tr> <td>0H7291A0</td> <td>CHIMNEY HOLDING DIS</td> <td>1.000</td> <td>PZ</td> </tr> <tr> <td>GN1558A0</td> <td>EXHAUST SEA</td> <td>1.000</td> <td>PZ</td> </tr> <tr> <td>VM1224A0</td> <td></td> <td>150.000</td> <td>MM</td> </tr> </table>	0H7291A0	CHIMNEY HOLDING DIS	1.000	PZ	GN1558A0	EXHAUST SEA	1.000	PZ	VM1224A0		150.000	MM																								
0H7291A0	CHIMNEY HOLDING DIS	1.000	PZ																																						
GN1558A0	EXHAUST SEA	1.000	PZ																																						
VM1224A0		150.000	MM																																						
TR1136A	330°C 1 POLE SAFETY THERMOSTAT		KTR1136A	330°C SAFETY THERMOSTAT KIT	<table border="1"> <tr> <td>0H7030A0</td> <td>THERMOSTAT BULB INLET COVER</td> <td>1.000</td> <td>PZ</td> </tr> <tr> <td>GN1531A0</td> <td>THERMOSTAT BULB INLET SEALING</td> <td>1.000</td> <td>PZ</td> </tr> <tr> <td>IC1304A0</td> <td></td> <td>1.000</td> <td>PZ</td> </tr> <tr> <td>MOV0011A0</td> <td></td> <td>0.100</td> <td>PZ</td> </tr> <tr> <td>NA1100A0</td> <td></td> <td>1.000</td> <td>PZ</td> </tr> <tr> <td>SC1010A0</td> <td>UNOX ENVELOPE FOR TECHN. DOCUMENTAT ION</td> <td>1.000</td> <td>PZ</td> </tr> <tr> <td>SL1045A0</td> <td>S57 BLACK SILICONE - 80ml CARTRIDGE</td> <td>1.000</td> <td>PZ</td> </tr> <tr> <td>TR1136A0</td> <td>330°C 1 POLE SAFETY THERMOSTAT</td> <td>1.000</td> <td>PZ</td> </tr> <tr> <td>VI1220A1</td> <td>4,2x12 TCB SELF-TAPPIN G SCREW</td> <td>3.000</td> <td>PZ</td> </tr> </table>	0H7030A0	THERMOSTAT BULB INLET COVER	1.000	PZ	GN1531A0	THERMOSTAT BULB INLET SEALING	1.000	PZ	IC1304A0		1.000	PZ	MOV0011A0		0.100	PZ	NA1100A0		1.000	PZ	SC1010A0	UNOX ENVELOPE FOR TECHN. DOCUMENTAT ION	1.000	PZ	SL1045A0	S57 BLACK SILICONE - 80ml CARTRIDGE	1.000	PZ	TR1136A0	330°C 1 POLE SAFETY THERMOSTAT	1.000	PZ	VI1220A1	4,2x12 TCB SELF-TAPPIN G SCREW	3.000	PZ
0H7030A0	THERMOSTAT BULB INLET COVER	1.000	PZ																																						
GN1531A0	THERMOSTAT BULB INLET SEALING	1.000	PZ																																						
IC1304A0		1.000	PZ																																						
MOV0011A0		0.100	PZ																																						
NA1100A0		1.000	PZ																																						
SC1010A0	UNOX ENVELOPE FOR TECHN. DOCUMENTAT ION	1.000	PZ																																						
SL1045A0	S57 BLACK SILICONE - 80ml CARTRIDGE	1.000	PZ																																						
TR1136A0	330°C 1 POLE SAFETY THERMOSTAT	1.000	PZ																																						
VI1220A1	4,2x12 TCB SELF-TAPPIN G SCREW	3.000	PZ																																						
VL1101B	VL1101B0		VL1101B0	VL1101B0																																					



0H7820A	PLUS WASHING SY SUPPORT WITH STEAM VALVE		0H7820A0	PLUS WASHING SY SUPPORT WITH STEAM VALVE	
GN1526A	INT. D.=6.9 TH=1.8 O-RING		KVL0684A	2-3 ROTOR ARM PLUS WASH PUMP+NOZZLE KIT	GN1526A0 INT. D.=6.9 TH=1.8 O-RIN 3.000 PC
					IC1304A0 1.000 PC
					JEM0684A0 1.000 PC
					LI1756A0 1.000 PC
					NA0325A1 0.150 M
					RC1131A0 200x2.6 BLACK CLAMP 3.000 PC
			SC1015A0 1.000 PC		
			KVL0683A	1 ROTOR ARM PLUS WASH PUMP+NOZZLE KIT	GN1526A0 INT. D.=6.9 TH=1.8 O-RIN 2.000 PC
					IC1304A0 1.000 PC
					JEM0683A0 1.000 PC
					LI1756A0 1.000 PC
					NA1100A0 1.000 PC
RC1131A0 200x2.6 BLACK CLAMP 2.000 PC					
KGN1526A	O-RING INT D6.9 THICK1.8 10PCS KIT	GN1526A0 INT. D.=6.9 TH=1.8 O-RIN 10.000 PZ			
		SC1015A0 1.000 PZ			
		VM1224A0 0.200 M			
KEL1450A	USA WATER SELF CLEANING VALVE KI	EL1450A0 US SELF-CLEANIN G WATER SOLENOID 1.000 PZ			
		GN1526A0 INT. D.=6.9 TH=1.8 O-RIN 2.000 PZ			
		RC1131A0 200x2.6 BLACK CLAMP 1.000 PZ			
KEL1440A	SELF CLEANING WATER VALVE KIT	EL1440A0 WATER SELF CLEANING VALVE 1.000 PZ			
		GN1526A0 INT. D.=6.9 TH=1.8 O-RIN 2.000 PZ			
		LI1756A0 1.000 PZ			


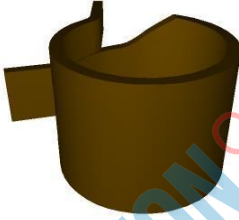
GN1526A	INT. D.=6.9 TH=1.8 O-RING		KEL1440A	SELF CLEANING WATER VALVE KIT	<table border="1"> <tr> <td>NA1100A0</td> <td></td> <td>1.000</td> <td>PZ</td> </tr> <tr> <td>RC1131A0</td> <td>200x2.6 BLACK CLAMP</td> <td>1.000</td> <td>PZ</td> </tr> <tr> <td>VM1224A0</td> <td></td> <td>250.000</td> <td>MM</td> </tr> </table>	NA1100A0		1.000	PZ	RC1131A0	200x2.6 BLACK CLAMP	1.000	PZ	VM1224A0		250.000	MM																																				
NA1100A0		1.000	PZ																																																		
RC1131A0	200x2.6 BLACK CLAMP	1.000	PZ																																																		
VM1224A0		250.000	MM																																																		
RC1019A	D=10 ELASTIC CLAM		KVL2618A	2 ROTOR ARMS ONE CLEANING SYSTEM KIT	<table border="1"> <tr> <td>EL1020A1</td> <td>D8 INTERMEDIAT E T-SHAPED FITTING</td> <td>1.000</td> <td>PC</td> </tr> <tr> <td>IC1322A0</td> <td></td> <td>1.000</td> <td>PC</td> </tr> <tr> <td>IE3316A0</td> <td>FC-500-FMC-5 00-FC AWG18 WHITE WIRE</td> <td>2.000</td> <td>PC</td> </tr> <tr> <td>IE3326A0</td> <td>FC-500-FMC-5 00-FC AWG18 BLUE WIRE</td> <td>2.000</td> <td>PC</td> </tr> <tr> <td>IP1385A1</td> <td></td> <td>0.500</td> <td>M</td> </tr> <tr> <td>JEM0648A0</td> <td>VL1182A ONE WASHING CIRCUIT SET</td> <td>2.000</td> <td>PC</td> </tr> <tr> <td>LI1763A0</td> <td></td> <td>1.000</td> <td>PC</td> </tr> <tr> <td>RC1018A0</td> <td>ZINC PLATED D12 ELASTIC CLAMP</td> <td>2.000</td> <td>PC</td> </tr> <tr> <td>RC1019A0</td> <td>D=10 ELASTIC CLAMP</td> <td>3.000</td> <td>PC</td> </tr> <tr> <td>SC1015A0</td> <td></td> <td>1.000</td> <td>PC</td> </tr> <tr> <td>VL1047A1</td> <td>D6 PIPE HOLDER - D8 J.G. TERMINAL</td> <td>2.000</td> <td>PC</td> </tr> <tr> <td>VL1127A1</td> <td>6mm BARBED T-SHAPED FITTING</td> <td>1.000</td> <td>PC</td> </tr> </table>	EL1020A1	D8 INTERMEDIAT E T-SHAPED FITTING	1.000	PC	IC1322A0		1.000	PC	IE3316A0	FC-500-FMC-5 00-FC AWG18 WHITE WIRE	2.000	PC	IE3326A0	FC-500-FMC-5 00-FC AWG18 BLUE WIRE	2.000	PC	IP1385A1		0.500	M	JEM0648A0	VL1182A ONE WASHING CIRCUIT SET	2.000	PC	LI1763A0		1.000	PC	RC1018A0	ZINC PLATED D12 ELASTIC CLAMP	2.000	PC	RC1019A0	D=10 ELASTIC CLAMP	3.000	PC	SC1015A0		1.000	PC	VL1047A1	D6 PIPE HOLDER - D8 J.G. TERMINAL	2.000	PC	VL1127A1	6mm BARBED T-SHAPED FITTING	1.000	PC
EL1020A1	D8 INTERMEDIAT E T-SHAPED FITTING	1.000	PC																																																		
IC1322A0		1.000	PC																																																		
IE3316A0	FC-500-FMC-5 00-FC AWG18 WHITE WIRE	2.000	PC																																																		
IE3326A0	FC-500-FMC-5 00-FC AWG18 BLUE WIRE	2.000	PC																																																		
IP1385A1		0.500	M																																																		
JEM0648A0	VL1182A ONE WASHING CIRCUIT SET	2.000	PC																																																		
LI1763A0		1.000	PC																																																		
RC1018A0	ZINC PLATED D12 ELASTIC CLAMP	2.000	PC																																																		
RC1019A0	D=10 ELASTIC CLAMP	3.000	PC																																																		
SC1015A0		1.000	PC																																																		
VL1047A1	D6 PIPE HOLDER - D8 J.G. TERMINAL	2.000	PC																																																		
VL1127A1	6mm BARBED T-SHAPED FITTING	1.000	PC																																																		
			KVL1128A	D6 VNR BARBED VALVE KIT	<table border="1"> <tr> <td>RC1019A0</td> <td>D=10 ELASTIC CLAMP</td> <td>4.000</td> <td>PC</td> </tr> <tr> <td>SC1015A0</td> <td></td> <td>1.000</td> <td>PC</td> </tr> <tr> <td>TB2821A0</td> <td>EPDM 6X10 L=40MM PIPE</td> <td>2.000</td> <td>PC</td> </tr> <tr> <td>VL1128A1</td> <td>D6 BARBED CHECK VALVE</td> <td>1.000</td> <td>PC</td> </tr> <tr> <td>VM1224A0</td> <td></td> <td>150.000</td> <td>MM</td> </tr> </table>	RC1019A0	D=10 ELASTIC CLAMP	4.000	PC	SC1015A0		1.000	PC	TB2821A0	EPDM 6X10 L=40MM PIPE	2.000	PC	VL1128A1	D6 BARBED CHECK VALVE	1.000	PC	VM1224A0		150.000	MM																												
RC1019A0	D=10 ELASTIC CLAMP	4.000	PC																																																		
SC1015A0		1.000	PC																																																		
TB2821A0	EPDM 6X10 L=40MM PIPE	2.000	PC																																																		
VL1128A1	D6 BARBED CHECK VALVE	1.000	PC																																																		
VM1224A0		150.000	MM																																																		
			KVL1102A	DETERGENT FILTER + NRV KIT	<table border="1"> <tr> <td>LI2525A0</td> <td></td> <td>0.100</td> <td>PC</td> </tr> <tr> <td>RC1019A0</td> <td>D=10 ELASTIC CLAMP</td> <td>5.000</td> <td>PC</td> </tr> <tr> <td>TB2821A0</td> <td>EPDM 6X10 L=40MM PIPE</td> <td>1.000</td> <td>PC</td> </tr> </table>	LI2525A0		0.100	PC	RC1019A0	D=10 ELASTIC CLAMP	5.000	PC	TB2821A0	EPDM 6X10 L=40MM PIPE	1.000	PC																																				
LI2525A0		0.100	PC																																																		
RC1019A0	D=10 ELASTIC CLAMP	5.000	PC																																																		
TB2821A0	EPDM 6X10 L=40MM PIPE	1.000	PC																																																		


RC1019A	D=10 ELASTIC CLAM		KVL1102A	DETERGENT FILTER + NRV KIT	<table border="1"> <tr> <td>TB3225B0</td> <td>TB2820A-TAN K-WASHYNG SYS CONNECTION</td> <td>1.000</td> <td>PC</td> </tr> <tr> <td>VL1102A1</td> <td>DETERGENT LINE FILTER + BARBED VNR 6 MM</td> <td>1.000</td> <td>PC</td> </tr> <tr> <td>VM1224A0</td> <td></td> <td>200.000</td> <td>MM</td> </tr> </table>	TB3225B0	TB2820A-TAN K-WASHYNG SYS CONNECTION	1.000	PC	VL1102A1	DETERGENT LINE FILTER + BARBED VNR 6 MM	1.000	PC	VM1224A0		200.000	MM					
			TB3225B0	TB2820A-TAN K-WASHYNG SYS CONNECTION	1.000	PC																
			VL1102A1	DETERGENT LINE FILTER + BARBED VNR 6 MM	1.000	PC																
			VM1224A0		200.000	MM																
			KTB2317A	WATER TRAY PIPE KIT	<table border="1"> <tr> <td>RC1019A0</td> <td>D=10 ELASTIC CLAMP</td> <td>1.000</td> <td>PZ</td> </tr> <tr> <td>RC1051A0</td> <td>8-4 PIPE HOLDER REDUCER</td> <td>1.000</td> <td>PZ</td> </tr> <tr> <td>TB2111A0</td> <td>TB2111A0</td> <td>1.000</td> <td>PZ</td> </tr> <tr> <td>TB2317A0</td> <td>TB2317A0</td> <td>1.000</td> <td>PZ</td> </tr> </table>	RC1019A0	D=10 ELASTIC CLAMP	1.000	PZ	RC1051A0	8-4 PIPE HOLDER REDUCER	1.000	PZ	TB2111A0	TB2111A0	1.000	PZ	TB2317A0	TB2317A0	1.000	PZ	
			RC1019A0	D=10 ELASTIC CLAMP	1.000	PZ																
		RC1051A0	8-4 PIPE HOLDER REDUCER	1.000	PZ																	
		TB2111A0	TB2111A0	1.000	PZ																	
		TB2317A0	TB2317A0	1.000	PZ																	
		KTB2067A	CB WATER TRAY PIPE KIT	<table border="1"> <tr> <td>RC1019A0</td> <td>D=10 ELASTIC CLAMP</td> <td>1.000</td> <td>PZ</td> </tr> <tr> <td>RC1051A0</td> <td>8-4 PIPE HOLDER REDUCER</td> <td>1.000</td> <td>PZ</td> </tr> <tr> <td>TB2067A0</td> <td>TB2067A0</td> <td>1.000</td> <td>PZ</td> </tr> <tr> <td>TB2111A0</td> <td>TB2111A0</td> <td>1.000</td> <td>PZ</td> </tr> </table>	RC1019A0	D=10 ELASTIC CLAMP	1.000	PZ	RC1051A0	8-4 PIPE HOLDER REDUCER	1.000	PZ	TB2067A0	TB2067A0	1.000	PZ	TB2111A0	TB2111A0	1.000	PZ		
		RC1019A0	D=10 ELASTIC CLAMP	1.000	PZ																	
		RC1051A0	8-4 PIPE HOLDER REDUCER	1.000	PZ																	
TB2067A0	TB2067A0	1.000	PZ																			
TB2111A0	TB2111A0	1.000	PZ																			
KRC1409A	CONNECTION AND HOOD NOOZLE KIT	<table border="1"> <tr> <td>0H2425C0</td> <td>NOZZLE HOLDING BRACKET</td> <td>1.000</td> <td>PZ</td> </tr> <tr> <td>RC1019A0</td> <td>D=10 ELASTIC CLAMP</td> <td>3.000</td> <td>PZ</td> </tr> <tr> <td>RC1409A1</td> <td>HOOD NOZZLE-RUBB ER-HOLDER CONNECTOR</td> <td>1.000</td> <td>PZ</td> </tr> <tr> <td>UG1004A0</td> <td>"XC415-515-62 5 1/8" WATER NOZZLE"</td> <td>1.000</td> <td>PZ</td> </tr> <tr> <td>VI1220A1</td> <td>4,2x12 TCB SELF-TAPPIN G SCREW</td> <td>2.000</td> <td>PZ</td> </tr> </table>	0H2425C0	NOZZLE HOLDING BRACKET	1.000	PZ	RC1019A0	D=10 ELASTIC CLAMP	3.000	PZ	RC1409A1	HOOD NOZZLE-RUBB ER-HOLDER CONNECTOR	1.000	PZ	UG1004A0	"XC415-515-62 5 1/8" WATER NOZZLE"	1.000	PZ	VI1220A1	4,2x12 TCB SELF-TAPPIN G SCREW	2.000	PZ
0H2425C0	NOZZLE HOLDING BRACKET	1.000	PZ																			
RC1019A0	D=10 ELASTIC CLAMP	3.000	PZ																			
RC1409A1	HOOD NOZZLE-RUBB ER-HOLDER CONNECTOR	1.000	PZ																			
UG1004A0	"XC415-515-62 5 1/8" WATER NOZZLE"	1.000	PZ																			
VI1220A1	4,2x12 TCB SELF-TAPPIN G SCREW	2.000	PZ																			
KRC1019A	Ø10 ZINC PLATED ELASTIC CLAMP 15 PCS KIT	<table border="1"> <tr> <td>RC1019A0</td> <td>D=10 ELASTIC CLAMP</td> <td>15.000</td> <td>PC</td> </tr> <tr> <td>VM1224A0</td> <td></td> <td>150.000</td> <td>MM</td> </tr> </table>	RC1019A0	D=10 ELASTIC CLAMP	15.000	PC	VM1224A0		150.000	MM												
RC1019A0	D=10 ELASTIC CLAMP	15.000	PC																			
VM1224A0		150.000	MM																			








RC1242A	D=10 CLOSED CAP		KRC1242A	Ø10 CLOSED CONNECTION 20PCS KIT	<table border="1"> <tr> <td>RC1242A0</td> <td>D=10 CLOSED CAP</td> <td>20.000</td> <td>PC</td> </tr> <tr> <td>VM1224A0</td> <td></td> <td>150.000</td> <td>MM</td> </tr> </table>	RC1242A0	D=10 CLOSED CAP	20.000	PC	VM1224A0		150.000	MM
RC1242A0	D=10 CLOSED CAP	20.000	PC										
VM1224A0		150.000	MM										
RC1356A	"STRAIGHT THREADED FEMALE END 8x1/4" BS		KRC1356A	STRAIGHT THREADED FEMALE END 8X1/4 BS	<table border="1"> <tr> <td>RC1356A0</td> <td>"STRAIGHT THREADED FEMALE END 8x1/4" BS</td> <td>1.000</td> <td>PZ</td> </tr> <tr> <td>VM1224A0</td> <td></td> <td>150.000</td> <td>MM</td> </tr> </table>	RC1356A0	"STRAIGHT THREADED FEMALE END 8x1/4" BS	1.000	PZ	VM1224A0		150.000	MM
RC1356A0	"STRAIGHT THREADED FEMALE END 8x1/4" BS	1.000	PZ										
VM1224A0		150.000	MM										
VL1019A	VIBRATION PUMP		VL1019A0	VIBRATION PUMP									
VL1064A	WASHING SYSTEM OUTLETS DISTRIBUTOR		VL1064A0	WASHING SYSTEM OUTLETS DISTRIBUTOR									
VL1065A	1/4 MALE N.O. PRESSURE SWITCH		KVL1065A	1/4 M N.O. CIL. PRESSURE SWITCH KIT	<table border="1"> <tr> <td>VL1065A1</td> <td>1/4 MALE N.O. PRESSURE SWITCH</td> <td>1.000</td> <td>PZ</td> </tr> <tr> <td>VM1224A0</td> <td></td> <td>150.000</td> <td>MM</td> </tr> </table>	VL1065A1	1/4 MALE N.O. PRESSURE SWITCH	1.000	PZ	VM1224A0		150.000	MM
VL1065A1	1/4 MALE N.O. PRESSURE SWITCH	1.000	PZ										
VM1224A0		150.000	MM										

VL1067A	WASHING SYSTEM INLETS DISTRIBUTO		VL1067A0	WASHING SYSTEM INLETS DISTRIBUTO																					
VL1128A	D6 BARBED CHECK VALVE		KVL1128A	D6 VNR BARBED VALVE KIT	<table border="1"> <tr> <td>RC1019A0</td> <td>D=10 ELASTIC CLAMP</td> <td>4.000</td> <td>PC</td> </tr> <tr> <td>SC1015A0</td> <td></td> <td>1.000</td> <td>PC</td> </tr> <tr> <td>TB2821A0</td> <td>EPDM 6X10 L=40MM PIPE</td> <td>2.000</td> <td>PC</td> </tr> <tr> <td>VL1128A1</td> <td>D6 BARBED CHECK VALVE</td> <td>1.000</td> <td>PC</td> </tr> <tr> <td>VM1224A0</td> <td></td> <td>150.000</td> <td>MM</td> </tr> </table>	RC1019A0	D=10 ELASTIC CLAMP	4.000	PC	SC1015A0		1.000	PC	TB2821A0	EPDM 6X10 L=40MM PIPE	2.000	PC	VL1128A1	D6 BARBED CHECK VALVE	1.000	PC	VM1224A0		150.000	MM
RC1019A0	D=10 ELASTIC CLAMP	4.000	PC																						
SC1015A0		1.000	PC																						
TB2821A0	EPDM 6X10 L=40MM PIPE	2.000	PC																						
VL1128A1	D6 BARBED CHECK VALVE	1.000	PC																						
VM1224A0		150.000	MM																						
VM2172A	LOCKING CLIP FOR PUMP WITH CIRCUI		VM2172A0	LOCKING CLIP FOR PUMP WITH CIRCUI																					
EL1252A	1 WAY WATER VALVE + J.G. CONNECTION		KEL1252A	EL2 JG D8-D10 1 WAY SOLENOID VALVE KIT	<table border="1"> <tr> <td>EL1252A1</td> <td>1 WAY WATER VALVE + J.G. CONNECTION</td> <td>1.000</td> <td>PZ</td> </tr> </table>	EL1252A1	1 WAY WATER VALVE + J.G. CONNECTION	1.000	PZ																
EL1252A1	1 WAY WATER VALVE + J.G. CONNECTION	1.000	PZ																						
EL1424A	D8 CONNECTION WATER SOLENOID VALVE		KEL1424B	EG1 JG D8-D6 SOLENOID VALVE KI	<table border="1"> <tr> <td>EL1424B0</td> <td>JG D8- D6 PIPE HOLDER WATER SOLENOID</td> <td>1.000</td> <td>PZ</td> </tr> <tr> <td>VI1095B0</td> <td>3.9x9.5 CROSS-HEAD SELF-THREADI NG SCREW</td> <td>2.000</td> <td>PZ</td> </tr> </table>	EL1424B0	JG D8- D6 PIPE HOLDER WATER SOLENOID	1.000	PZ	VI1095B0	3.9x9.5 CROSS-HEAD SELF-THREADI NG SCREW	2.000	PZ												
EL1424B0	JG D8- D6 PIPE HOLDER WATER SOLENOID	1.000	PZ																						
VI1095B0	3.9x9.5 CROSS-HEAD SELF-THREADI NG SCREW	2.000	PZ																						

EL1436A	H2O SOLENOID JG D8 CHECK VALVE		KEL1436B	D8 CONNECTION D6 SOLENOID VALVE KIT	<table border="1"> <tr> <td>EL1436B0</td> <td>JG</td> <td>1.000</td> <td>PC</td> </tr> <tr> <td colspan="4">D8-BARBED D6 NRV WATER SOLENOID</td> </tr> <tr> <td>NA1100A0</td> <td></td> <td>1.000</td> <td>PC</td> </tr> <tr> <td>VM1224A0</td> <td></td> <td>200.000</td> <td>MM</td> </tr> </table>	EL1436B0	JG	1.000	PC	D8-BARBED D6 NRV WATER SOLENOID				NA1100A0		1.000	PC	VM1224A0		200.000	MM																																																																																																																																					
EL1436B0	JG	1.000	PC																																																																																																																																																							
D8-BARBED D6 NRV WATER SOLENOID																																																																																																																																																										
NA1100A0		1.000	PC																																																																																																																																																							
VM1224A0		200.000	MM																																																																																																																																																							
RC1019A	D=10 ELASTIC CLAM		KVL2618A	2 ROTOR ARMS ONE CLEANING SYSTEM KIT	<table border="1"> <tr> <td>EL1020A1</td> <td>D8</td> <td>1.000</td> <td>PC</td> </tr> <tr> <td colspan="4">INTERMEDIAT E T-SHAPED FITTING</td> </tr> <tr> <td>IC1322A0</td> <td></td> <td>1.000</td> <td>PC</td> </tr> <tr> <td>IE3316A0</td> <td>FC-500-FMC-5</td> <td>2.000</td> <td>PC</td> </tr> <tr> <td colspan="4">00-FC AWG18 WHITE WIRE</td> </tr> <tr> <td>IE3326A0</td> <td>FC-500-FMC-5</td> <td>2.000</td> <td>PC</td> </tr> <tr> <td colspan="4">00-FC AWG18 BLUE WIRE</td> </tr> <tr> <td>IP1385A1</td> <td></td> <td>0.500</td> <td>M</td> </tr> <tr> <td>JEM0648A0</td> <td>VL1182A ONE</td> <td>2.000</td> <td>PC</td> </tr> <tr> <td colspan="4">WASHING CIRCUIT SET</td> </tr> <tr> <td>LI1763A0</td> <td></td> <td>1.000</td> <td>PC</td> </tr> <tr> <td>RC1018A0</td> <td>ZINC PLATED</td> <td>2.000</td> <td>PC</td> </tr> <tr> <td colspan="4">D12 ELASTIC CLAMP</td> </tr> <tr> <td>RC1019A0</td> <td>D=10 ELASTIC</td> <td>3.000</td> <td>PC</td> </tr> <tr> <td colspan="4">CLAMP</td> </tr> <tr> <td>SC1015A0</td> <td></td> <td>1.000</td> <td>PC</td> </tr> <tr> <td>VL1047A1</td> <td>D6 PIPE</td> <td>2.000</td> <td>PC</td> </tr> <tr> <td colspan="4">HOLDER - D8 J.G. TERMINAL</td> </tr> <tr> <td>VL1127A1</td> <td>6mm BARBED</td> <td>1.000</td> <td>PC</td> </tr> <tr> <td colspan="4">T-SHAPED FITTING</td> </tr> <tr> <td></td> <td></td> <td></td> <td></td> <td></td> </tr> <tr> <td></td> <td></td> <td></td> <td>KVL1128A</td> <td>D6 VNR BARBED VALVE KIT</td> <td> <table border="1"> <tr> <td>RC1019A0</td> <td>D=10 ELASTIC</td> <td>4.000</td> <td>PC</td> </tr> <tr> <td colspan="4">CLAMP</td> </tr> <tr> <td>SC1015A0</td> <td></td> <td>1.000</td> <td>PC</td> </tr> <tr> <td>TB2821A0</td> <td>EPDM 6X10</td> <td>2.000</td> <td>PC</td> </tr> <tr> <td colspan="4">L=40MM PIPE</td> </tr> <tr> <td>VL1128A1</td> <td>D6 BARBED</td> <td>1.000</td> <td>PC</td> </tr> <tr> <td colspan="4">CHECK VALVE</td> </tr> <tr> <td>VM1224A0</td> <td></td> <td>150.000</td> <td>MM</td> </tr> </table> </td> </tr> <tr> <td></td> <td></td> <td></td> <td>KVL1102A</td> <td>DETERGENT FILTER + NRV KIT</td> <td> <table border="1"> <tr> <td>LI2525A0</td> <td></td> <td>0.100</td> <td>PC</td> </tr> <tr> <td>RC1019A0</td> <td>D=10 ELASTIC</td> <td>5.000</td> <td>PC</td> </tr> <tr> <td colspan="4">CLAMP</td> </tr> <tr> <td>TB2821A0</td> <td>EPDM 6X10</td> <td>1.000</td> <td>PC</td> </tr> <tr> <td colspan="4">L=40MM PIPE</td> </tr> </table> </td> </tr> </table>	EL1020A1	D8	1.000	PC	INTERMEDIAT E T-SHAPED FITTING				IC1322A0		1.000	PC	IE3316A0	FC-500-FMC-5	2.000	PC	00-FC AWG18 WHITE WIRE				IE3326A0	FC-500-FMC-5	2.000	PC	00-FC AWG18 BLUE WIRE				IP1385A1		0.500	M	JEM0648A0	VL1182A ONE	2.000	PC	WASHING CIRCUIT SET				LI1763A0		1.000	PC	RC1018A0	ZINC PLATED	2.000	PC	D12 ELASTIC CLAMP				RC1019A0	D=10 ELASTIC	3.000	PC	CLAMP				SC1015A0		1.000	PC	VL1047A1	D6 PIPE	2.000	PC	HOLDER - D8 J.G. TERMINAL				VL1127A1	6mm BARBED	1.000	PC	T-SHAPED FITTING												KVL1128A	D6 VNR BARBED VALVE KIT	<table border="1"> <tr> <td>RC1019A0</td> <td>D=10 ELASTIC</td> <td>4.000</td> <td>PC</td> </tr> <tr> <td colspan="4">CLAMP</td> </tr> <tr> <td>SC1015A0</td> <td></td> <td>1.000</td> <td>PC</td> </tr> <tr> <td>TB2821A0</td> <td>EPDM 6X10</td> <td>2.000</td> <td>PC</td> </tr> <tr> <td colspan="4">L=40MM PIPE</td> </tr> <tr> <td>VL1128A1</td> <td>D6 BARBED</td> <td>1.000</td> <td>PC</td> </tr> <tr> <td colspan="4">CHECK VALVE</td> </tr> <tr> <td>VM1224A0</td> <td></td> <td>150.000</td> <td>MM</td> </tr> </table>	RC1019A0	D=10 ELASTIC	4.000	PC	CLAMP				SC1015A0		1.000	PC	TB2821A0	EPDM 6X10	2.000	PC	L=40MM PIPE				VL1128A1	D6 BARBED	1.000	PC	CHECK VALVE				VM1224A0		150.000	MM				KVL1102A	DETERGENT FILTER + NRV KIT	<table border="1"> <tr> <td>LI2525A0</td> <td></td> <td>0.100</td> <td>PC</td> </tr> <tr> <td>RC1019A0</td> <td>D=10 ELASTIC</td> <td>5.000</td> <td>PC</td> </tr> <tr> <td colspan="4">CLAMP</td> </tr> <tr> <td>TB2821A0</td> <td>EPDM 6X10</td> <td>1.000</td> <td>PC</td> </tr> <tr> <td colspan="4">L=40MM PIPE</td> </tr> </table>	LI2525A0		0.100	PC	RC1019A0	D=10 ELASTIC	5.000	PC	CLAMP				TB2821A0	EPDM 6X10	1.000	PC	L=40MM PIPE			
EL1020A1	D8	1.000	PC																																																																																																																																																							
INTERMEDIAT E T-SHAPED FITTING																																																																																																																																																										
IC1322A0		1.000	PC																																																																																																																																																							
IE3316A0	FC-500-FMC-5	2.000	PC																																																																																																																																																							
00-FC AWG18 WHITE WIRE																																																																																																																																																										
IE3326A0	FC-500-FMC-5	2.000	PC																																																																																																																																																							
00-FC AWG18 BLUE WIRE																																																																																																																																																										
IP1385A1		0.500	M																																																																																																																																																							
JEM0648A0	VL1182A ONE	2.000	PC																																																																																																																																																							
WASHING CIRCUIT SET																																																																																																																																																										
LI1763A0		1.000	PC																																																																																																																																																							
RC1018A0	ZINC PLATED	2.000	PC																																																																																																																																																							
D12 ELASTIC CLAMP																																																																																																																																																										
RC1019A0	D=10 ELASTIC	3.000	PC																																																																																																																																																							
CLAMP																																																																																																																																																										
SC1015A0		1.000	PC																																																																																																																																																							
VL1047A1	D6 PIPE	2.000	PC																																																																																																																																																							
HOLDER - D8 J.G. TERMINAL																																																																																																																																																										
VL1127A1	6mm BARBED	1.000	PC																																																																																																																																																							
T-SHAPED FITTING																																																																																																																																																										
			KVL1128A	D6 VNR BARBED VALVE KIT	<table border="1"> <tr> <td>RC1019A0</td> <td>D=10 ELASTIC</td> <td>4.000</td> <td>PC</td> </tr> <tr> <td colspan="4">CLAMP</td> </tr> <tr> <td>SC1015A0</td> <td></td> <td>1.000</td> <td>PC</td> </tr> <tr> <td>TB2821A0</td> <td>EPDM 6X10</td> <td>2.000</td> <td>PC</td> </tr> <tr> <td colspan="4">L=40MM PIPE</td> </tr> <tr> <td>VL1128A1</td> <td>D6 BARBED</td> <td>1.000</td> <td>PC</td> </tr> <tr> <td colspan="4">CHECK VALVE</td> </tr> <tr> <td>VM1224A0</td> <td></td> <td>150.000</td> <td>MM</td> </tr> </table>	RC1019A0	D=10 ELASTIC	4.000	PC	CLAMP				SC1015A0		1.000	PC	TB2821A0	EPDM 6X10	2.000	PC	L=40MM PIPE				VL1128A1	D6 BARBED	1.000	PC	CHECK VALVE				VM1224A0		150.000	MM																																																																																																																					
RC1019A0	D=10 ELASTIC	4.000	PC																																																																																																																																																							
CLAMP																																																																																																																																																										
SC1015A0		1.000	PC																																																																																																																																																							
TB2821A0	EPDM 6X10	2.000	PC																																																																																																																																																							
L=40MM PIPE																																																																																																																																																										
VL1128A1	D6 BARBED	1.000	PC																																																																																																																																																							
CHECK VALVE																																																																																																																																																										
VM1224A0		150.000	MM																																																																																																																																																							
			KVL1102A	DETERGENT FILTER + NRV KIT	<table border="1"> <tr> <td>LI2525A0</td> <td></td> <td>0.100</td> <td>PC</td> </tr> <tr> <td>RC1019A0</td> <td>D=10 ELASTIC</td> <td>5.000</td> <td>PC</td> </tr> <tr> <td colspan="4">CLAMP</td> </tr> <tr> <td>TB2821A0</td> <td>EPDM 6X10</td> <td>1.000</td> <td>PC</td> </tr> <tr> <td colspan="4">L=40MM PIPE</td> </tr> </table>	LI2525A0		0.100	PC	RC1019A0	D=10 ELASTIC	5.000	PC	CLAMP				TB2821A0	EPDM 6X10	1.000	PC	L=40MM PIPE																																																																																																																																				
LI2525A0		0.100	PC																																																																																																																																																							
RC1019A0	D=10 ELASTIC	5.000	PC																																																																																																																																																							
CLAMP																																																																																																																																																										
TB2821A0	EPDM 6X10	1.000	PC																																																																																																																																																							
L=40MM PIPE																																																																																																																																																										


RC1019A	D=10 ELASTIC CLAM		KVL1102A	DETERGENT FILTER + NRV KIT	<table border="1"> <tr> <td>TB3225B0</td> <td>TB2820A-TAN K-WASHYNG SYS CONNECTION</td> <td>1.000</td> <td>PC</td> </tr> <tr> <td>VL1102A1</td> <td>DETERGENT LINE FILTER + BARBED VNR 6 MM</td> <td>1.000</td> <td>PC</td> </tr> <tr> <td>VM1224A0</td> <td></td> <td>200.000</td> <td>MM</td> </tr> </table>	TB3225B0	TB2820A-TAN K-WASHYNG SYS CONNECTION	1.000	PC	VL1102A1	DETERGENT LINE FILTER + BARBED VNR 6 MM	1.000	PC	VM1224A0		200.000	MM					
			TB3225B0	TB2820A-TAN K-WASHYNG SYS CONNECTION	1.000	PC																
			VL1102A1	DETERGENT LINE FILTER + BARBED VNR 6 MM	1.000	PC																
			VM1224A0		200.000	MM																
			KTB2317A	WATER TRAY PIPE KIT	<table border="1"> <tr> <td>RC1019A0</td> <td>D=10 ELASTIC CLAMP</td> <td>1.000</td> <td>PZ</td> </tr> <tr> <td>RC1051A0</td> <td>8-4 PIPE HOLDER REDUCER</td> <td>1.000</td> <td>PZ</td> </tr> <tr> <td>TB2111A0</td> <td>TB2111A0</td> <td>1.000</td> <td>PZ</td> </tr> <tr> <td>TB2317A0</td> <td>TB2317A0</td> <td>1.000</td> <td>PZ</td> </tr> </table>	RC1019A0	D=10 ELASTIC CLAMP	1.000	PZ	RC1051A0	8-4 PIPE HOLDER REDUCER	1.000	PZ	TB2111A0	TB2111A0	1.000	PZ	TB2317A0	TB2317A0	1.000	PZ	
			RC1019A0	D=10 ELASTIC CLAMP	1.000	PZ																
		RC1051A0	8-4 PIPE HOLDER REDUCER	1.000	PZ																	
		TB2111A0	TB2111A0	1.000	PZ																	
		TB2317A0	TB2317A0	1.000	PZ																	
		KTB2067A	CB WATER TRAY PIPE KIT	<table border="1"> <tr> <td>RC1019A0</td> <td>D=10 ELASTIC CLAMP</td> <td>1.000</td> <td>PZ</td> </tr> <tr> <td>RC1051A0</td> <td>8-4 PIPE HOLDER REDUCER</td> <td>1.000</td> <td>PZ</td> </tr> <tr> <td>TB2067A0</td> <td>TB2067A0</td> <td>1.000</td> <td>PZ</td> </tr> <tr> <td>TB2111A0</td> <td>TB2111A0</td> <td>1.000</td> <td>PZ</td> </tr> </table>	RC1019A0	D=10 ELASTIC CLAMP	1.000	PZ	RC1051A0	8-4 PIPE HOLDER REDUCER	1.000	PZ	TB2067A0	TB2067A0	1.000	PZ	TB2111A0	TB2111A0	1.000	PZ		
		RC1019A0	D=10 ELASTIC CLAMP	1.000	PZ																	
		RC1051A0	8-4 PIPE HOLDER REDUCER	1.000	PZ																	
TB2067A0	TB2067A0	1.000	PZ																			
TB2111A0	TB2111A0	1.000	PZ																			
KRC1409A	CONNECTION AND HOOD NOOZLE KIT	<table border="1"> <tr> <td>0H2425C0</td> <td>NOZZLE HOLDING BRACKET</td> <td>1.000</td> <td>PZ</td> </tr> <tr> <td>RC1019A0</td> <td>D=10 ELASTIC CLAMP</td> <td>3.000</td> <td>PZ</td> </tr> <tr> <td>RC1409A1</td> <td>HOOD NOZZLE-RUBB ER-HOLDER CONNECTOR</td> <td>1.000</td> <td>PZ</td> </tr> <tr> <td>UG1004A0</td> <td>"XC415-515-62 5 1/8" WATER NOZZLE"</td> <td>1.000</td> <td>PZ</td> </tr> <tr> <td>VI1220A1</td> <td>4,2x12 TCB SELF-TAPPIN G SCREW</td> <td>2.000</td> <td>PZ</td> </tr> </table>	0H2425C0	NOZZLE HOLDING BRACKET	1.000	PZ	RC1019A0	D=10 ELASTIC CLAMP	3.000	PZ	RC1409A1	HOOD NOZZLE-RUBB ER-HOLDER CONNECTOR	1.000	PZ	UG1004A0	"XC415-515-62 5 1/8" WATER NOZZLE"	1.000	PZ	VI1220A1	4,2x12 TCB SELF-TAPPIN G SCREW	2.000	PZ
0H2425C0	NOZZLE HOLDING BRACKET	1.000	PZ																			
RC1019A0	D=10 ELASTIC CLAMP	3.000	PZ																			
RC1409A1	HOOD NOZZLE-RUBB ER-HOLDER CONNECTOR	1.000	PZ																			
UG1004A0	"XC415-515-62 5 1/8" WATER NOZZLE"	1.000	PZ																			
VI1220A1	4,2x12 TCB SELF-TAPPIN G SCREW	2.000	PZ																			
KRC1019A	Ø10 ZINC PLATED ELASTIC CLAMP 15 PCS KIT	<table border="1"> <tr> <td>RC1019A0</td> <td>D=10 ELASTIC CLAMP</td> <td>15.000</td> <td>PC</td> </tr> <tr> <td>VM1224A0</td> <td></td> <td>150.000</td> <td>MM</td> </tr> </table>	RC1019A0	D=10 ELASTIC CLAMP	15.000	PC	VM1224A0		150.000	MM												
RC1019A0	D=10 ELASTIC CLAMP	15.000	PC																			
VM1224A0		150.000	MM																			

TB3004A	TB2820A L=550mm EPDM BLACK PIPE		TB3004A0	TB2820A L=550mm EPDM BLACK PIPE																									
TB3005B	TB3132A L=550mm EPDM WHITE-BLUE PIPE		TB3005B0	TB3132A L=550mm EPDM WHITE-BLUE PIPE																									
TB3026C	TB3132A-WASHING PLUS INLET PIPE L=200		TB3026C0	TB3132A-WASHING PLUS INLET PIPE L=200																									
TB3225B	TB2820A-TANK-WAS HYNG SYS CONNECTION		KVL1102A	DETERGENT FILTER + NRV KIT	<table border="1"> <tr> <td>LI2525A0</td> <td></td> <td>0.100</td> <td>PC</td> </tr> <tr> <td>RC1019A0</td> <td>D=10 ELASTIC CLAMP</td> <td>5.000</td> <td>PC</td> </tr> <tr> <td>TB2821A0</td> <td>EPDM 6X10 L=40MM PIPE</td> <td>1.000</td> <td>PC</td> </tr> <tr> <td>TB3225B0</td> <td>TB2820A-TAN K-WASHYNG SYS CONNECTION</td> <td>1.000</td> <td>PC</td> </tr> <tr> <td>VL1102A1</td> <td>DETERGENT LINE FILTER + BARBED VNR 6 MM</td> <td>1.000</td> <td>PC</td> </tr> <tr> <td>VM1224A0</td> <td></td> <td>200.000</td> <td>MM</td> </tr> </table>	LI2525A0		0.100	PC	RC1019A0	D=10 ELASTIC CLAMP	5.000	PC	TB2821A0	EPDM 6X10 L=40MM PIPE	1.000	PC	TB3225B0	TB2820A-TAN K-WASHYNG SYS CONNECTION	1.000	PC	VL1102A1	DETERGENT LINE FILTER + BARBED VNR 6 MM	1.000	PC	VM1224A0		200.000	MM
LI2525A0		0.100	PC																										
RC1019A0	D=10 ELASTIC CLAMP	5.000	PC																										
TB2821A0	EPDM 6X10 L=40MM PIPE	1.000	PC																										
TB3225B0	TB2820A-TAN K-WASHYNG SYS CONNECTION	1.000	PC																										
VL1102A1	DETERGENT LINE FILTER + BARBED VNR 6 MM	1.000	PC																										
VM1224A0		200.000	MM																										

VL1047A	D6 PIPE HOLDER - D8 J.G. TERMINAL		XC653	LineMissTop XFT140 STACKING KIT	<table border="1"> <tr> <td>0H1237A0</td> <td>LM TOP SIPHON SUPPORT</td> <td>2.000</td> <td>PZ</td> </tr> <tr> <td>0H7084A0</td> <td>XC651 FRONT STACKING PROFILE</td> <td>1.000</td> <td>PZ</td> </tr> <tr> <td>0H7085A0</td> <td>LM 600 XC STACKING KIT BACK PROFIL</td> <td>2.000</td> <td>PZ</td> </tr> <tr> <td>EL1020A1</td> <td>D8 INTERMEDIAT E T-SHAPED FITTING</td> <td>2.000</td> <td>PZ</td> </tr> <tr> <td>EL1180A0</td> <td>Ø8-Ø8 FEMALE NON-RETURN CONNECTION</td> <td>2.000</td> <td>PZ</td> </tr> <tr> <td>JEM0244A0</td> <td>P-TRAP ASSEMBLY</td> <td>2.000</td> <td>PZ</td> </tr> <tr> <td>RC1008A0</td> <td>D9 ELASTIC CLIP</td> <td>7.000</td> <td>PZ</td> </tr> <tr> <td>RC1055A0</td> <td>Ø25-40 H12 STAINLESS STEEL PIPE CLIP</td> <td>10.000</td> <td>PZ</td> </tr> <tr> <td>RC1297A1</td> <td>D10 T-SHAPED FITTING</td> <td>1.000</td> <td>PZ</td> </tr> <tr> <td>RC1360A0</td> <td>10 - 10 JG ELBOW FITTING</td> <td>1.000</td> <td>PZ</td> </tr> <tr> <td>RC1376A0</td> <td>Ø6 Y-FITTING</td> <td>1.000</td> <td>PZ</td> </tr> <tr> <td>TB1099A0</td> <td>TB3130A-D10 WATER CONNECTING PIPE</td> <td>1.000</td> <td>PZ</td> </tr> <tr> <td>TB1177A0</td> <td>FOOT PANEL 40X40 H58 OVERLAP LM</td> <td>4.000</td> <td>PZ</td> </tr> <tr> <td>TB1520A0</td> <td>Int. Ø=38 TH=4 DRAIN BLACK RUBBER PIPE</td> <td>2.700</td> <td>M</td> </tr> <tr> <td>TB1815A0</td> <td>7,93x4,75 PE TRANSP. PIPE (JG #PE08100N)</td> <td>2.000</td> <td>M</td> </tr> <tr> <td>VI1220A1</td> <td>4,2x12 TCB SELF-TAPPIN G SCREW</td> <td>16.000</td> <td>PZ</td> </tr> <tr> <td>VI1950A0</td> <td>ST. STEEL 4,2X13 TCB SELF-DRILLIN G SCREW</td> <td>10.000</td> <td>PZ</td> </tr> <tr> <td>VL1046A1</td> <td>D6 PIPE HOLDER - D6 J.G. TERMINAL</td> <td>6.000</td> <td>PZ</td> </tr> </table>	0H1237A0	LM TOP SIPHON SUPPORT	2.000	PZ	0H7084A0	XC651 FRONT STACKING PROFILE	1.000	PZ	0H7085A0	LM 600 XC STACKING KIT BACK PROFIL	2.000	PZ	EL1020A1	D8 INTERMEDIAT E T-SHAPED FITTING	2.000	PZ	EL1180A0	Ø8-Ø8 FEMALE NON-RETURN CONNECTION	2.000	PZ	JEM0244A0	P-TRAP ASSEMBLY	2.000	PZ	RC1008A0	D9 ELASTIC CLIP	7.000	PZ	RC1055A0	Ø25-40 H12 STAINLESS STEEL PIPE CLIP	10.000	PZ	RC1297A1	D10 T-SHAPED FITTING	1.000	PZ	RC1360A0	10 - 10 JG ELBOW FITTING	1.000	PZ	RC1376A0	Ø6 Y-FITTING	1.000	PZ	TB1099A0	TB3130A-D10 WATER CONNECTING PIPE	1.000	PZ	TB1177A0	FOOT PANEL 40X40 H58 OVERLAP LM	4.000	PZ	TB1520A0	Int. Ø=38 TH=4 DRAIN BLACK RUBBER PIPE	2.700	M	TB1815A0	7,93x4,75 PE TRANSP. PIPE (JG #PE08100N)	2.000	M	VI1220A1	4,2x12 TCB SELF-TAPPIN G SCREW	16.000	PZ	VI1950A0	ST. STEEL 4,2X13 TCB SELF-DRILLIN G SCREW	10.000	PZ	VL1046A1	D6 PIPE HOLDER - D6 J.G. TERMINAL	6.000	PZ
0H1237A0	LM TOP SIPHON SUPPORT	2.000	PZ																																																																										
0H7084A0	XC651 FRONT STACKING PROFILE	1.000	PZ																																																																										
0H7085A0	LM 600 XC STACKING KIT BACK PROFIL	2.000	PZ																																																																										
EL1020A1	D8 INTERMEDIAT E T-SHAPED FITTING	2.000	PZ																																																																										
EL1180A0	Ø8-Ø8 FEMALE NON-RETURN CONNECTION	2.000	PZ																																																																										
JEM0244A0	P-TRAP ASSEMBLY	2.000	PZ																																																																										
RC1008A0	D9 ELASTIC CLIP	7.000	PZ																																																																										
RC1055A0	Ø25-40 H12 STAINLESS STEEL PIPE CLIP	10.000	PZ																																																																										
RC1297A1	D10 T-SHAPED FITTING	1.000	PZ																																																																										
RC1360A0	10 - 10 JG ELBOW FITTING	1.000	PZ																																																																										
RC1376A0	Ø6 Y-FITTING	1.000	PZ																																																																										
TB1099A0	TB3130A-D10 WATER CONNECTING PIPE	1.000	PZ																																																																										
TB1177A0	FOOT PANEL 40X40 H58 OVERLAP LM	4.000	PZ																																																																										
TB1520A0	Int. Ø=38 TH=4 DRAIN BLACK RUBBER PIPE	2.700	M																																																																										
TB1815A0	7,93x4,75 PE TRANSP. PIPE (JG #PE08100N)	2.000	M																																																																										
VI1220A1	4,2x12 TCB SELF-TAPPIN G SCREW	16.000	PZ																																																																										
VI1950A0	ST. STEEL 4,2X13 TCB SELF-DRILLIN G SCREW	10.000	PZ																																																																										
VL1046A1	D6 PIPE HOLDER - D6 J.G. TERMINAL	6.000	PZ																																																																										





PLATON SERVICE  
8 (800) 500-34-47  
www.platonservice.com

VL1047A	D6 PIPE HOLDER - D8 J.G. TERMINAL		XC653	LineMissTop XFT140 STACKING KIT	<table border="1"> <tr> <td>VL1047A1</td> <td>D6 PIPE HOLDER - D8 J.G. TERMINAL</td> <td>2.000</td> <td>PZ</td> </tr> <tr> <td>VM1015A1</td> <td>STAINLESS STEEL Ø30x1.5 90° BEND</td> <td>1.000</td> <td>PZ</td> </tr> <tr> <td>VM1794A0</td> <td>250x4.8 PA66 BLACK CLAMP</td> <td>2.000</td> <td>PZ</td> </tr> <tr> <td>VM2035A0</td> <td>DRAIN PIPE SUPPORT</td> <td>1.000</td> <td>PZ</td> </tr> <tr> <td>0H1237A0</td> <td>LM TOP SIPHON SUPPORT</td> <td>2.000</td> <td>PZ</td> </tr> <tr> <td>0H7082A0</td> <td>LM 800 XC STACKING KIT FRONT PROFILE</td> <td>1.000</td> <td>PZ</td> </tr> <tr> <td>0H7083A0</td> <td>LM 800 XC STACKING KIT BACK PROFIL</td> <td>2.000</td> <td>PZ</td> </tr> <tr> <td>EL1020A1</td> <td>D8 INTERMEDIAT E T-SHAPED FITTING</td> <td>2.000</td> <td>PZ</td> </tr> <tr> <td>EL1180A0</td> <td>Ø8-Ø8 FEMALE NON-RETURN CONNECTION</td> <td>2.000</td> <td>PZ</td> </tr> <tr> <td>JEM0244A0</td> <td>P-TRAP ASSEMBLY</td> <td>2.000</td> <td>PZ</td> </tr> <tr> <td>RC1008A0</td> <td>D9 ELASTIC CLIP</td> <td>7.000</td> <td>PZ</td> </tr> <tr> <td>RC1055A0</td> <td>Ø25-40 H12 STAINLESS STEEL PIPE CLIP</td> <td>10.000</td> <td>PZ</td> </tr> <tr> <td>RC1297A1</td> <td>D10 T-SHAPED FITTING</td> <td>1.000</td> <td>PZ</td> </tr> <tr> <td>RC1360A0</td> <td>10 - 10 JG ELBOW FITTING</td> <td>1.000</td> <td>PZ</td> </tr> <tr> <td>RC1376A0</td> <td>Ø6 Y-FITTING</td> <td>1.000</td> <td>PZ</td> </tr> <tr> <td>TB1099A0</td> <td>TB3130A-D10 WATER CONNECTING PIPE</td> <td>1.000</td> <td>PZ</td> </tr> <tr> <td>TB1177A0</td> <td>FOOT PANEL 40X40 H58 OVERLAP LM</td> <td>4.000</td> <td>PZ</td> </tr> <tr> <td>TB1520A0</td> <td>Int. Ø=38 TH=4 DRAIN BLACK RUBBER PIPE</td> <td>2.700</td> <td>M</td> </tr> </table>	VL1047A1	D6 PIPE HOLDER - D8 J.G. TERMINAL	2.000	PZ	VM1015A1	STAINLESS STEEL Ø30x1.5 90° BEND	1.000	PZ	VM1794A0	250x4.8 PA66 BLACK CLAMP	2.000	PZ	VM2035A0	DRAIN PIPE SUPPORT	1.000	PZ	0H1237A0	LM TOP SIPHON SUPPORT	2.000	PZ	0H7082A0	LM 800 XC STACKING KIT FRONT PROFILE	1.000	PZ	0H7083A0	LM 800 XC STACKING KIT BACK PROFIL	2.000	PZ	EL1020A1	D8 INTERMEDIAT E T-SHAPED FITTING	2.000	PZ	EL1180A0	Ø8-Ø8 FEMALE NON-RETURN CONNECTION	2.000	PZ	JEM0244A0	P-TRAP ASSEMBLY	2.000	PZ	RC1008A0	D9 ELASTIC CLIP	7.000	PZ	RC1055A0	Ø25-40 H12 STAINLESS STEEL PIPE CLIP	10.000	PZ	RC1297A1	D10 T-SHAPED FITTING	1.000	PZ	RC1360A0	10 - 10 JG ELBOW FITTING	1.000	PZ	RC1376A0	Ø6 Y-FITTING	1.000	PZ	TB1099A0	TB3130A-D10 WATER CONNECTING PIPE	1.000	PZ	TB1177A0	FOOT PANEL 40X40 H58 OVERLAP LM	4.000	PZ	TB1520A0	Int. Ø=38 TH=4 DRAIN BLACK RUBBER PIPE	2.700	M
VL1047A1	D6 PIPE HOLDER - D8 J.G. TERMINAL	2.000	PZ																																																																										
VM1015A1	STAINLESS STEEL Ø30x1.5 90° BEND	1.000	PZ																																																																										
VM1794A0	250x4.8 PA66 BLACK CLAMP	2.000	PZ																																																																										
VM2035A0	DRAIN PIPE SUPPORT	1.000	PZ																																																																										
0H1237A0	LM TOP SIPHON SUPPORT	2.000	PZ																																																																										
0H7082A0	LM 800 XC STACKING KIT FRONT PROFILE	1.000	PZ																																																																										
0H7083A0	LM 800 XC STACKING KIT BACK PROFIL	2.000	PZ																																																																										
EL1020A1	D8 INTERMEDIAT E T-SHAPED FITTING	2.000	PZ																																																																										
EL1180A0	Ø8-Ø8 FEMALE NON-RETURN CONNECTION	2.000	PZ																																																																										
JEM0244A0	P-TRAP ASSEMBLY	2.000	PZ																																																																										
RC1008A0	D9 ELASTIC CLIP	7.000	PZ																																																																										
RC1055A0	Ø25-40 H12 STAINLESS STEEL PIPE CLIP	10.000	PZ																																																																										
RC1297A1	D10 T-SHAPED FITTING	1.000	PZ																																																																										
RC1360A0	10 - 10 JG ELBOW FITTING	1.000	PZ																																																																										
RC1376A0	Ø6 Y-FITTING	1.000	PZ																																																																										
TB1099A0	TB3130A-D10 WATER CONNECTING PIPE	1.000	PZ																																																																										
TB1177A0	FOOT PANEL 40X40 H58 OVERLAP LM	4.000	PZ																																																																										
TB1520A0	Int. Ø=38 TH=4 DRAIN BLACK RUBBER PIPE	2.700	M																																																																										
			XC648	LineMiss Top XFT200 STACKING KIT																																																																									




PLATON SERVICE  
8 (800) 500-34-47  
www.platonservice.com



VL1047A	D6 PIPE HOLDER - D8 J.G. TERMINAL		XC648	LineMiss Top XFT200 STACKING KIT	<table border="1"> <tr> <td>TB1815A0</td> <td>7,93x4,75 PE TRANSP. PIPE (JG #PE08100N)</td> <td>2.000</td> <td>M</td> </tr> <tr> <td>VI1220A1</td> <td>4,2x12 TCB SELF-TAPPIN G SCREW</td> <td>16.000</td> <td>PZ</td> </tr> <tr> <td>VI1950A0</td> <td>ST. STEEL 4,2X13 TCB SELF-DRILLIN G SCREW</td> <td>10.000</td> <td>PZ</td> </tr> <tr> <td>VL1046A1</td> <td>D6 PIPE HOLDER - D6 J.G. TERMINAL</td> <td>6.000</td> <td>PZ</td> </tr> <tr> <td>VL1047A1</td> <td>D6 PIPE HOLDER - D8 J.G. TERMINAL</td> <td>4.000</td> <td>PZ</td> </tr> <tr> <td>VM1015A1</td> <td>STAINLESS STEEL Ø30x1.5 90° BEND</td> <td>1.000</td> <td>PZ</td> </tr> <tr> <td>VM1794A0</td> <td>250x4.8 PA66 BLACK CLAMP</td> <td>2.000</td> <td>PZ</td> </tr> <tr> <td>VM2035A0</td> <td>DRAIN PIPE SUPPORT</td> <td>1.000</td> <td>PZ</td> </tr> <tr> <td>EL1020A1</td> <td>D8 INTERMEDIAT E T-SHAPED FITTING</td> <td>1.000</td> <td>PC</td> </tr> <tr> <td>IC1322A0</td> <td></td> <td>1.000</td> <td>PC</td> </tr> <tr> <td>IE3316A0</td> <td>FC-500-FMC-5 00-FC AWG18 WHITE WIRE</td> <td>2.000</td> <td>PC</td> </tr> <tr> <td>IE3326A0</td> <td>FC-500-FMC-5 00-FC AWG18 BLUE WIRE</td> <td>2.000</td> <td>PC</td> </tr> <tr> <td>IP1385A1</td> <td></td> <td>0.500</td> <td>M</td> </tr> <tr> <td>JEM0648A0</td> <td>VL1182A ONE WASHING CIRCUIT SET</td> <td>2.000</td> <td>PC</td> </tr> <tr> <td>LI1763A0</td> <td></td> <td>1.000</td> <td>PC</td> </tr> <tr> <td>RC1018A0</td> <td>ZINC PLATED D12 ELASTIC CLAMP</td> <td>2.000</td> <td>PC</td> </tr> <tr> <td>RC1019A0</td> <td>D=10 ELASTIC CLAMP</td> <td>3.000</td> <td>PC</td> </tr> <tr> <td>SC1015A0</td> <td></td> <td>1.000</td> <td>PC</td> </tr> <tr> <td>VL1047A1</td> <td>D6 PIPE HOLDER - D8 J.G. TERMINAL</td> <td>2.000</td> <td>PC</td> </tr> <tr> <td>VL1127A1</td> <td>6mm BARBED T-SHAPED FITTING</td> <td>1.000</td> <td>PC</td> </tr> </table>	TB1815A0	7,93x4,75 PE TRANSP. PIPE (JG #PE08100N)	2.000	M	VI1220A1	4,2x12 TCB SELF-TAPPIN G SCREW	16.000	PZ	VI1950A0	ST. STEEL 4,2X13 TCB SELF-DRILLIN G SCREW	10.000	PZ	VL1046A1	D6 PIPE HOLDER - D6 J.G. TERMINAL	6.000	PZ	VL1047A1	D6 PIPE HOLDER - D8 J.G. TERMINAL	4.000	PZ	VM1015A1	STAINLESS STEEL Ø30x1.5 90° BEND	1.000	PZ	VM1794A0	250x4.8 PA66 BLACK CLAMP	2.000	PZ	VM2035A0	DRAIN PIPE SUPPORT	1.000	PZ	EL1020A1	D8 INTERMEDIAT E T-SHAPED FITTING	1.000	PC	IC1322A0		1.000	PC	IE3316A0	FC-500-FMC-5 00-FC AWG18 WHITE WIRE	2.000	PC	IE3326A0	FC-500-FMC-5 00-FC AWG18 BLUE WIRE	2.000	PC	IP1385A1		0.500	M	JEM0648A0	VL1182A ONE WASHING CIRCUIT SET	2.000	PC	LI1763A0		1.000	PC	RC1018A0	ZINC PLATED D12 ELASTIC CLAMP	2.000	PC	RC1019A0	D=10 ELASTIC CLAMP	3.000	PC	SC1015A0		1.000	PC	VL1047A1	D6 PIPE HOLDER - D8 J.G. TERMINAL	2.000	PC	VL1127A1	6mm BARBED T-SHAPED FITTING	1.000	PC
TB1815A0	7,93x4,75 PE TRANSP. PIPE (JG #PE08100N)	2.000	M																																																																																		
VI1220A1	4,2x12 TCB SELF-TAPPIN G SCREW	16.000	PZ																																																																																		
VI1950A0	ST. STEEL 4,2X13 TCB SELF-DRILLIN G SCREW	10.000	PZ																																																																																		
VL1046A1	D6 PIPE HOLDER - D6 J.G. TERMINAL	6.000	PZ																																																																																		
VL1047A1	D6 PIPE HOLDER - D8 J.G. TERMINAL	4.000	PZ																																																																																		
VM1015A1	STAINLESS STEEL Ø30x1.5 90° BEND	1.000	PZ																																																																																		
VM1794A0	250x4.8 PA66 BLACK CLAMP	2.000	PZ																																																																																		
VM2035A0	DRAIN PIPE SUPPORT	1.000	PZ																																																																																		
EL1020A1	D8 INTERMEDIAT E T-SHAPED FITTING	1.000	PC																																																																																		
IC1322A0		1.000	PC																																																																																		
IE3316A0	FC-500-FMC-5 00-FC AWG18 WHITE WIRE	2.000	PC																																																																																		
IE3326A0	FC-500-FMC-5 00-FC AWG18 BLUE WIRE	2.000	PC																																																																																		
IP1385A1		0.500	M																																																																																		
JEM0648A0	VL1182A ONE WASHING CIRCUIT SET	2.000	PC																																																																																		
LI1763A0		1.000	PC																																																																																		
RC1018A0	ZINC PLATED D12 ELASTIC CLAMP	2.000	PC																																																																																		
RC1019A0	D=10 ELASTIC CLAMP	3.000	PC																																																																																		
SC1015A0		1.000	PC																																																																																		
VL1047A1	D6 PIPE HOLDER - D8 J.G. TERMINAL	2.000	PC																																																																																		
VL1127A1	6mm BARBED T-SHAPED FITTING	1.000	PC																																																																																		
			KVL2618A	2 ROTOR ARMS ONE CLEANING SYSTEM KIT																																																																																	







VL1047A	D6 PIPE HOLDER - D8 J.G. TERMINAL		KVL1225A	US HOOD WASHING SYSTEM KIT	<table border="1"> <tr><td>IC1321A0</td><td>1.000</td><td>PC</td></tr> <tr><td>JEM0694A0</td><td>USA HOOD WASHING CIRCUIT</td><td>1.000 PC</td></tr> <tr><td>LI1763A0</td><td>1.000</td><td>PC</td></tr> <tr><td>RC1018A0</td><td>ZINC PLATED D12 ELASTIC CLAMP</td><td>1.000 PC</td></tr> <tr><td>SC1015A0</td><td>1.000</td><td>PC</td></tr> <tr><td>VL1047A1</td><td>D6 PIPE HOLDER - D8 J.G. TERMINAL</td><td>1.000 PC</td></tr> </table>	IC1321A0	1.000	PC	JEM0694A0	USA HOOD WASHING CIRCUIT	1.000 PC	LI1763A0	1.000	PC	RC1018A0	ZINC PLATED D12 ELASTIC CLAMP	1.000 PC	SC1015A0	1.000	PC	VL1047A1	D6 PIPE HOLDER - D8 J.G. TERMINAL	1.000 PC
			IC1321A0	1.000	PC																		
			JEM0694A0	USA HOOD WASHING CIRCUIT	1.000 PC																		
			LI1763A0	1.000	PC																		
			RC1018A0	ZINC PLATED D12 ELASTIC CLAMP	1.000 PC																		
			SC1015A0	1.000	PC																		
			VL1047A1	D6 PIPE HOLDER - D8 J.G. TERMINAL	1.000 PC																		
			KVL1222A	EUR 0311 ONE PLUS CLEANING SYSTEM KIT	<table border="1"> <tr><td>IC1306A0</td><td>1.000</td><td>PC</td></tr> <tr><td>JEM0687A0</td><td>VL1222A 0311 WASHING CIRCUIT SET</td><td>1.000 PC</td></tr> <tr><td>LI1763A0</td><td>1.000</td><td>PC</td></tr> <tr><td>RC1018A0</td><td>ZINC PLATED D12 ELASTIC CLAMP</td><td>1.000 PC</td></tr> <tr><td>SC1015A0</td><td>1.000</td><td>PC</td></tr> <tr><td>VL1047A1</td><td>D6 PIPE HOLDER - D8 J.G. TERMINAL</td><td>1.000 PC</td></tr> </table>	IC1306A0	1.000	PC	JEM0687A0	VL1222A 0311 WASHING CIRCUIT SET	1.000 PC	LI1763A0	1.000	PC	RC1018A0	ZINC PLATED D12 ELASTIC CLAMP	1.000 PC	SC1015A0	1.000	PC	VL1047A1	D6 PIPE HOLDER - D8 J.G. TERMINAL	1.000 PC
			IC1306A0	1.000	PC																		
			JEM0687A0	VL1222A 0311 WASHING CIRCUIT SET	1.000 PC																		
			LI1763A0	1.000	PC																		
			RC1018A0	ZINC PLATED D12 ELASTIC CLAMP	1.000 PC																		
SC1015A0	1.000	PC																					
VL1047A1	D6 PIPE HOLDER - D8 J.G. TERMINAL	1.000 PC																					
KVL1213A	US PLUS COMPACT WASHING SYSTEM KIT	<table border="1"> <tr><td>IC1308A0</td><td>1.000</td><td>PC</td></tr> <tr><td>JEM0692A0</td><td>1.000</td><td>PC</td></tr> <tr><td>LI1763A0</td><td>1.000</td><td>PC</td></tr> <tr><td>RC1018A0</td><td>ZINC PLATED D12 ELASTIC CLAMP</td><td>1.000 PC</td></tr> <tr><td>SC1015A0</td><td>1.000</td><td>PC</td></tr> <tr><td>VL1047A1</td><td>D6 PIPE HOLDER - D8 J.G. TERMINAL</td><td>1.000 PC</td></tr> </table>	IC1308A0	1.000	PC	JEM0692A0	1.000	PC	LI1763A0	1.000	PC	RC1018A0	ZINC PLATED D12 ELASTIC CLAMP	1.000 PC	SC1015A0	1.000	PC	VL1047A1	D6 PIPE HOLDER - D8 J.G. TERMINAL	1.000 PC			
IC1308A0	1.000	PC																					
JEM0692A0	1.000	PC																					
LI1763A0	1.000	PC																					
RC1018A0	ZINC PLATED D12 ELASTIC CLAMP	1.000 PC																					
SC1015A0	1.000	PC																					
VL1047A1	D6 PIPE HOLDER - D8 J.G. TERMINAL	1.000 PC																					
KVL1212A	EUR COMPACT PLUS CLEANING SYSTEM KIT	<table border="1"> <tr><td>IC1321A0</td><td>1.000</td><td>PC</td></tr> <tr><td>JEM0691A0</td><td>1.000</td><td>PC</td></tr> <tr><td>LI1763A0</td><td>1.000</td><td>PC</td></tr> <tr><td>RC1018A0</td><td>ZINC PLATED D12 ELASTIC CLAMP</td><td>1.000 PC</td></tr> <tr><td>SC1015A0</td><td>1.000</td><td>PC</td></tr> <tr><td>VL1047A1</td><td>D6 PIPE HOLDER - D8 J.G. TERMINAL</td><td>1.000 PC</td></tr> </table>	IC1321A0	1.000	PC	JEM0691A0	1.000	PC	LI1763A0	1.000	PC	RC1018A0	ZINC PLATED D12 ELASTIC CLAMP	1.000 PC	SC1015A0	1.000	PC	VL1047A1	D6 PIPE HOLDER - D8 J.G. TERMINAL	1.000 PC			
IC1321A0	1.000	PC																					
JEM0691A0	1.000	PC																					
LI1763A0	1.000	PC																					
RC1018A0	ZINC PLATED D12 ELASTIC CLAMP	1.000 PC																					
SC1015A0	1.000	PC																					
VL1047A1	D6 PIPE HOLDER - D8 J.G. TERMINAL	1.000 PC																					







PLATON SERVICE  
8 (800) 500-34-47  
www.platonservice.com





VL1047A	D6 PIPE HOLDER - D8 J.G. TERMINAL		KVL1211A	ONE COMPACT AND 0523-EP WASH. SYSTEM KIT	<table border="1"> <tr><td>IC1321A0</td><td>1.000</td><td>PC</td></tr> <tr><td>JEM0693A0</td><td>1.000</td><td>PC</td></tr> <tr><td>LI1763A0</td><td>1.000</td><td>PC</td></tr> <tr><td>RC1018A0</td><td>ZINC PLATED D12 ELASTIC CLAMP</td><td>1.000 PC</td></tr> <tr><td>SC1015A0</td><td>1.000</td><td>PC</td></tr> <tr><td>VL1047A1</td><td>D6 PIPE HOLDER - D8 J.G. TERMINAL</td><td>1.000 PC</td></tr> </table>	IC1321A0	1.000	PC	JEM0693A0	1.000	PC	LI1763A0	1.000	PC	RC1018A0	ZINC PLATED D12 ELASTIC CLAMP	1.000 PC	SC1015A0	1.000	PC	VL1047A1	D6 PIPE HOLDER - D8 J.G. TERMINAL	1.000 PC			
			IC1321A0	1.000	PC																					
			JEM0693A0	1.000	PC																					
LI1763A0	1.000	PC																								
RC1018A0	ZINC PLATED D12 ELASTIC CLAMP	1.000 PC																								
SC1015A0	1.000	PC																								
VL1047A1	D6 PIPE HOLDER - D8 J.G. TERMINAL	1.000 PC																								
KVL1208A	US PLUS 2 ROTOR ARMS WASHING SYSTEM KIT	<table border="1"> <tr><td>IC1321A0</td><td>1.000</td><td>PC</td></tr> <tr><td>JEM0685A0</td><td>B-B STRAIGHT CONNECT-TB2 820 SET</td><td>1.000 PC</td></tr> <tr><td>JEM0689A0</td><td>VL1208A 2ROTORS USA PLUS WASHING CIRCUIT</td><td>1.000 PC</td></tr> <tr><td>LI1763A0</td><td>1.000</td><td>PC</td></tr> <tr><td>RC1018A0</td><td>ZINC PLATED D12 ELASTIC CLAMP</td><td>1.000 PC</td></tr> <tr><td>SC1015A0</td><td>1.000</td><td>PC</td></tr> <tr><td>VL1047A1</td><td>D6 PIPE HOLDER - D8 J.G. TERMINAL</td><td>1.000 PC</td></tr> <tr><td>VM1605A0</td><td>CLIP TWIST LOCK DIAM. 10,2-12,7 MM</td><td>3.000 PC</td></tr> </table>	IC1321A0	1.000	PC	JEM0685A0	B-B STRAIGHT CONNECT-TB2 820 SET	1.000 PC	JEM0689A0	VL1208A 2ROTORS USA PLUS WASHING CIRCUIT	1.000 PC	LI1763A0	1.000	PC	RC1018A0	ZINC PLATED D12 ELASTIC CLAMP	1.000 PC	SC1015A0	1.000	PC	VL1047A1	D6 PIPE HOLDER - D8 J.G. TERMINAL	1.000 PC	VM1605A0	CLIP TWIST LOCK DIAM. 10,2-12,7 MM	3.000 PC
IC1321A0	1.000	PC																								
JEM0685A0	B-B STRAIGHT CONNECT-TB2 820 SET	1.000 PC																								
JEM0689A0	VL1208A 2ROTORS USA PLUS WASHING CIRCUIT	1.000 PC																								
LI1763A0	1.000	PC																								
RC1018A0	ZINC PLATED D12 ELASTIC CLAMP	1.000 PC																								
SC1015A0	1.000	PC																								
VL1047A1	D6 PIPE HOLDER - D8 J.G. TERMINAL	1.000 PC																								
VM1605A0	CLIP TWIST LOCK DIAM. 10,2-12,7 MM	3.000 PC																								
KVL1207A	US PLUS 1 ROTOR ARM WASHING SYSTEM KIT	<table border="1"> <tr><td>IC1321A0</td><td>1.000</td><td>PC</td></tr> <tr><td>JEM0688A0</td><td>VL1207A 1ROTOR USA PLUS WASHING CIRCUIT</td><td>1.000 PC</td></tr> <tr><td>LI1763A0</td><td>1.000</td><td>PC</td></tr> <tr><td>RC1018A0</td><td>ZINC PLATED D12 ELASTIC CLAMP</td><td>1.000 PC</td></tr> <tr><td>SC1015A0</td><td>1.000</td><td>PC</td></tr> <tr><td>VL1047A1</td><td>D6 PIPE HOLDER - D8 J.G. TERMINAL</td><td>1.000 PC</td></tr> <tr><td>VM1605A0</td><td>CLIP TWIST LOCK DIAM. 10,2-12,7 MM</td><td>3.000 PC</td></tr> </table>	IC1321A0	1.000	PC	JEM0688A0	VL1207A 1ROTOR USA PLUS WASHING CIRCUIT	1.000 PC	LI1763A0	1.000	PC	RC1018A0	ZINC PLATED D12 ELASTIC CLAMP	1.000 PC	SC1015A0	1.000	PC	VL1047A1	D6 PIPE HOLDER - D8 J.G. TERMINAL	1.000 PC	VM1605A0	CLIP TWIST LOCK DIAM. 10,2-12,7 MM	3.000 PC			
IC1321A0	1.000	PC																								
JEM0688A0	VL1207A 1ROTOR USA PLUS WASHING CIRCUIT	1.000 PC																								
LI1763A0	1.000	PC																								
RC1018A0	ZINC PLATED D12 ELASTIC CLAMP	1.000 PC																								
SC1015A0	1.000	PC																								
VL1047A1	D6 PIPE HOLDER - D8 J.G. TERMINAL	1.000 PC																								
VM1605A0	CLIP TWIST LOCK DIAM. 10,2-12,7 MM	3.000 PC																								





VL1047A	D6 PIPE HOLDER - D8 J.G. TERMINAL		KVL1198A	MM EU HOOD CLEANING SYSTEM KIT	<table border="1"> <tr><td>IC1296A0</td><td>1.000</td><td>PC</td></tr> <tr><td>JEM0649A0</td><td>1.000</td><td>PC</td></tr> <tr><td>RC1018A0</td><td>ZINC PLATED D12 ELASTIC CLAMP</td><td>2.000 PC</td></tr> <tr><td>SC1015A0</td><td>1.000</td><td>PC</td></tr> <tr><td>VL1047A1</td><td>D6 PIPE HOLDER - D8 J.G. TERMINAL</td><td>2.000 PC</td></tr> <tr><td>VM1605A0</td><td>CLIP TWIST LOCK DIAM. 10,2-12,7 MM</td><td>2.000 PC</td></tr> </table>	IC1296A0	1.000	PC	JEM0649A0	1.000	PC	RC1018A0	ZINC PLATED D12 ELASTIC CLAMP	2.000 PC	SC1015A0	1.000	PC	VL1047A1	D6 PIPE HOLDER - D8 J.G. TERMINAL	2.000 PC	VM1605A0	CLIP TWIST LOCK DIAM. 10,2-12,7 MM	2.000 PC						
IC1296A0	1.000	PC																											
JEM0649A0	1.000	PC																											
RC1018A0	ZINC PLATED D12 ELASTIC CLAMP	2.000 PC																											
SC1015A0	1.000	PC																											
VL1047A1	D6 PIPE HOLDER - D8 J.G. TERMINAL	2.000 PC																											
VM1605A0	CLIP TWIST LOCK DIAM. 10,2-12,7 MM	2.000 PC																											
			KVL1187A	3 ROTOR ARMS PLUS EU CLEANING SYSTEM KIT	<table border="1"> <tr><td>IC1321A0</td><td>1.000</td><td>PC</td></tr> <tr><td>JEM0625A0</td><td>VL1187A 3 ROTORS WASHING CIRCUIT SET</td><td>1.000 PC</td></tr> <tr><td>LI1763A0</td><td>1.000</td><td>PC</td></tr> <tr><td>RC1018A0</td><td>ZINC PLATED D12 ELASTIC CLAMP</td><td>1.000 PC</td></tr> <tr><td>SC1015A0</td><td>1.000</td><td>PC</td></tr> <tr><td>VL1047A1</td><td>D6 PIPE HOLDER - D8 J.G. TERMINAL</td><td>1.000 PC</td></tr> <tr><td>VM1605A0</td><td>CLIP TWIST LOCK DIAM. 10,2-12,7 MM</td><td>3.000 PC</td></tr> </table>	IC1321A0	1.000	PC	JEM0625A0	VL1187A 3 ROTORS WASHING CIRCUIT SET	1.000 PC	LI1763A0	1.000	PC	RC1018A0	ZINC PLATED D12 ELASTIC CLAMP	1.000 PC	SC1015A0	1.000	PC	VL1047A1	D6 PIPE HOLDER - D8 J.G. TERMINAL	1.000 PC	VM1605A0	CLIP TWIST LOCK DIAM. 10,2-12,7 MM	3.000 PC			
IC1321A0	1.000	PC																											
JEM0625A0	VL1187A 3 ROTORS WASHING CIRCUIT SET	1.000 PC																											
LI1763A0	1.000	PC																											
RC1018A0	ZINC PLATED D12 ELASTIC CLAMP	1.000 PC																											
SC1015A0	1.000	PC																											
VL1047A1	D6 PIPE HOLDER - D8 J.G. TERMINAL	1.000 PC																											
VM1605A0	CLIP TWIST LOCK DIAM. 10,2-12,7 MM	3.000 PC																											
			KVL1184A	2 ROTOR ARMS PLUS EU CLEANING SYSTEM KIT	<table border="1"> <tr><td>IC1321A0</td><td>1.000</td><td>PC</td></tr> <tr><td>JEM0646A0</td><td>VL1184A 2 ROTORS WASHING CIRCUIT SET</td><td>1.000 PC</td></tr> <tr><td>JEM0685A0</td><td>B-B STRAIGHT CONNECT-TB2 820 SET</td><td>1.000 PC</td></tr> <tr><td>LI1763A0</td><td>1.000</td><td>PC</td></tr> <tr><td>RC1018A0</td><td>ZINC PLATED D12 ELASTIC CLAMP</td><td>1.000 PC</td></tr> <tr><td>SC1015A0</td><td>1.000</td><td>PC</td></tr> <tr><td>VL1047A1</td><td>D6 PIPE HOLDER - D8 J.G. TERMINAL</td><td>1.000 PC</td></tr> <tr><td>VM1605A0</td><td>CLIP TWIST LOCK DIAM. 10,2-12,7 MM</td><td>3.000 PC</td></tr> </table>	IC1321A0	1.000	PC	JEM0646A0	VL1184A 2 ROTORS WASHING CIRCUIT SET	1.000 PC	JEM0685A0	B-B STRAIGHT CONNECT-TB2 820 SET	1.000 PC	LI1763A0	1.000	PC	RC1018A0	ZINC PLATED D12 ELASTIC CLAMP	1.000 PC	SC1015A0	1.000	PC	VL1047A1	D6 PIPE HOLDER - D8 J.G. TERMINAL	1.000 PC	VM1605A0	CLIP TWIST LOCK DIAM. 10,2-12,7 MM	3.000 PC
IC1321A0	1.000	PC																											
JEM0646A0	VL1184A 2 ROTORS WASHING CIRCUIT SET	1.000 PC																											
JEM0685A0	B-B STRAIGHT CONNECT-TB2 820 SET	1.000 PC																											
LI1763A0	1.000	PC																											
RC1018A0	ZINC PLATED D12 ELASTIC CLAMP	1.000 PC																											
SC1015A0	1.000	PC																											
VL1047A1	D6 PIPE HOLDER - D8 J.G. TERMINAL	1.000 PC																											
VM1605A0	CLIP TWIST LOCK DIAM. 10,2-12,7 MM	3.000 PC																											

VL1047A	D6 PIPE HOLDER - D8 J.G. TERMINAL		KVL1183A	1 ROTOR ARM PLUS CLEANING SYSTEM KIT	<table border="1"> <tr> <td>IC1321A0</td> <td></td> <td>1.000</td> <td>PC</td> </tr> <tr> <td>JEM0654A0</td> <td>VL1184A 1 ROTOR WASHING CIRCUIT SET</td> <td>1.000</td> <td>PC</td> </tr> <tr> <td>LI1763A0</td> <td></td> <td>0.100</td> <td>PC</td> </tr> <tr> <td>RC1018A0</td> <td>ZINC PLATED D12 ELASTIC CLAMP</td> <td>1.000</td> <td>PC</td> </tr> <tr> <td>SC1015A0</td> <td></td> <td>1.000</td> <td>PC</td> </tr> <tr> <td>VL1047A1</td> <td>D6 PIPE HOLDER - D8 J.G. TERMINAL</td> <td>1.000</td> <td>PC</td> </tr> <tr> <td>VM1605A0</td> <td>CLIP TWIST LOCK DIAM. 10,2-12,7 MM</td> <td>3.000</td> <td>PC</td> </tr> </table>	IC1321A0		1.000	PC	JEM0654A0	VL1184A 1 ROTOR WASHING CIRCUIT SET	1.000	PC	LI1763A0		0.100	PC	RC1018A0	ZINC PLATED D12 ELASTIC CLAMP	1.000	PC	SC1015A0		1.000	PC	VL1047A1	D6 PIPE HOLDER - D8 J.G. TERMINAL	1.000	PC	VM1605A0	CLIP TWIST LOCK DIAM. 10,2-12,7 MM	3.000	PC
IC1321A0		1.000	PC																														
JEM0654A0	VL1184A 1 ROTOR WASHING CIRCUIT SET	1.000	PC																														
LI1763A0		0.100	PC																														
RC1018A0	ZINC PLATED D12 ELASTIC CLAMP	1.000	PC																														
SC1015A0		1.000	PC																														
VL1047A1	D6 PIPE HOLDER - D8 J.G. TERMINAL	1.000	PC																														
VM1605A0	CLIP TWIST LOCK DIAM. 10,2-12,7 MM	3.000	PC																														
			KVL1182A	ONE CLEANING SYSTEM KIT (0311 EXC.)	<table border="1"> <tr> <td>IC1321A0</td> <td></td> <td>1.000</td> <td>PC</td> </tr> <tr> <td>JEM0648A0</td> <td>VL1182A ONE WASHING CIRCUIT SET</td> <td>1.000</td> <td>PC</td> </tr> <tr> <td>LI1763A0</td> <td></td> <td>1.000</td> <td>PC</td> </tr> <tr> <td>RC1018A0</td> <td>ZINC PLATED D12 ELASTIC CLAMP</td> <td>1.000</td> <td>PC</td> </tr> <tr> <td>SC1015A0</td> <td></td> <td>1.000</td> <td>PC</td> </tr> <tr> <td>VL1047A1</td> <td>D6 PIPE HOLDER - D8 J.G. TERMINAL</td> <td>1.000</td> <td>PC</td> </tr> </table>	IC1321A0		1.000	PC	JEM0648A0	VL1182A ONE WASHING CIRCUIT SET	1.000	PC	LI1763A0		1.000	PC	RC1018A0	ZINC PLATED D12 ELASTIC CLAMP	1.000	PC	SC1015A0		1.000	PC	VL1047A1	D6 PIPE HOLDER - D8 J.G. TERMINAL	1.000	PC				
IC1321A0		1.000	PC																														
JEM0648A0	VL1182A ONE WASHING CIRCUIT SET	1.000	PC																														
LI1763A0		1.000	PC																														
RC1018A0	ZINC PLATED D12 ELASTIC CLAMP	1.000	PC																														
SC1015A0		1.000	PC																														
VL1047A1	D6 PIPE HOLDER - D8 J.G. TERMINAL	1.000	PC																														
			KVL1047A	Ø6 PIPE HOLDER+Ø8 JG TERMINAL 10 PCS KIT	<table border="1"> <tr> <td>VL1047A1</td> <td>D6 PIPE HOLDER - D8 J.G. TERMINAL</td> <td>10.000</td> <td>PC</td> </tr> <tr> <td>VM1224A0</td> <td></td> <td>150.000</td> <td>MM</td> </tr> </table>	VL1047A1	D6 PIPE HOLDER - D8 J.G. TERMINAL	10.000	PC	VM1224A0		150.000	MM																				
VL1047A1	D6 PIPE HOLDER - D8 J.G. TERMINAL	10.000	PC																														
VM1224A0		150.000	MM																														
			KEL1435B		<table border="1"> <tr> <td>EL1435A0</td> <td>STEAM SOLENOID VALVE 9+67 UL JG D8-10</td> <td>1.000</td> <td>PZ</td> </tr> <tr> <td>RC1414A0</td> <td>D12 HOSE CLAMP</td> <td>2.000</td> <td>PZ</td> </tr> <tr> <td>VL1047A1</td> <td>D6 PIPE HOLDER - D8 J.G. TERMINAL</td> <td>1.000</td> <td>PZ</td> </tr> <tr> <td>VL1095A0</td> <td>D7.8-D10 RUBBER HOLDER M-M FITTING</td> <td>1.000</td> <td>PZ</td> </tr> </table>	EL1435A0	STEAM SOLENOID VALVE 9+67 UL JG D8-10	1.000	PZ	RC1414A0	D12 HOSE CLAMP	2.000	PZ	VL1047A1	D6 PIPE HOLDER - D8 J.G. TERMINAL	1.000	PZ	VL1095A0	D7.8-D10 RUBBER HOLDER M-M FITTING	1.000	PZ												
EL1435A0	STEAM SOLENOID VALVE 9+67 UL JG D8-10	1.000	PZ																														
RC1414A0	D12 HOSE CLAMP	2.000	PZ																														
VL1047A1	D6 PIPE HOLDER - D8 J.G. TERMINAL	1.000	PZ																														
VL1095A0	D7.8-D10 RUBBER HOLDER M-M FITTING	1.000	PZ																														


VL1095A	D7.8-D10 RUBBER HOLDER M-M FITTIN		KVL1095A  KEL1435B	STRAIGHT CONNECT-HOLDER D7-D10 10PCS KIT	<table border="1"> <tr> <td>SC1015A0</td> <td></td> <td>1.000</td> <td>PZ</td> </tr> <tr> <td>VL1095A0</td> <td>D7.8-D10 RUBBER HOLDER M-M FITTING</td> <td>10.000</td> <td>PZ</td> </tr> <tr> <td>VM1224A0</td> <td></td> <td>200.000</td> <td>MM</td> </tr> </table>	SC1015A0		1.000	PZ	VL1095A0	D7.8-D10 RUBBER HOLDER M-M FITTING	10.000	PZ	VM1224A0		200.000	MM												
SC1015A0		1.000	PZ																										
VL1095A0	D7.8-D10 RUBBER HOLDER M-M FITTING	10.000	PZ																										
VM1224A0		200.000	MM																										
VL1102A	DETERGENT LINE FILTER + BARBED VNR 6 MM		KVL1102A	DETERGENT FILTER + NRV KIT	<table border="1"> <tr> <td>LI2525A0</td> <td></td> <td>0.100</td> <td>PC</td> </tr> <tr> <td>RC1019A0</td> <td>D=10 ELASTIC CLAMP</td> <td>5.000</td> <td>PC</td> </tr> <tr> <td>TB2821A0</td> <td>EPDM 6X10 L=40MM PIPE</td> <td>1.000</td> <td>PC</td> </tr> <tr> <td>TB3225B0</td> <td>TB2820A-TAN K-WASHYNG SYS CONNECTION</td> <td>1.000</td> <td>PC</td> </tr> <tr> <td>VL1102A1</td> <td>DETERGENT LINE FILTER + BARBED VNR 6 MM</td> <td>1.000</td> <td>PC</td> </tr> <tr> <td>VM1224A0</td> <td></td> <td>200.000</td> <td>MM</td> </tr> </table>	LI2525A0		0.100	PC	RC1019A0	D=10 ELASTIC CLAMP	5.000	PC	TB2821A0	EPDM 6X10 L=40MM PIPE	1.000	PC	TB3225B0	TB2820A-TAN K-WASHYNG SYS CONNECTION	1.000	PC	VL1102A1	DETERGENT LINE FILTER + BARBED VNR 6 MM	1.000	PC	VM1224A0		200.000	MM
LI2525A0		0.100	PC																										
RC1019A0	D=10 ELASTIC CLAMP	5.000	PC																										
TB2821A0	EPDM 6X10 L=40MM PIPE	1.000	PC																										
TB3225B0	TB2820A-TAN K-WASHYNG SYS CONNECTION	1.000	PC																										
VL1102A1	DETERGENT LINE FILTER + BARBED VNR 6 MM	1.000	PC																										
VM1224A0		200.000	MM																										
VM1750A	BRASS COMB CLAM		KVM1750A	COMB TERMINAL BLOCK KIT	<table border="1"> <tr> <td>VI1040A0</td> <td>INDENTED INTERNAL WASHER D=6 ZN</td> <td>2.000</td> <td>PC</td> </tr> <tr> <td>VM1224A0</td> <td></td> <td>150.000</td> <td>MM</td> </tr> <tr> <td>VM1750A0</td> <td>BRASS COMB CLAMP</td> <td>1.000</td> <td>PZ</td> </tr> </table>	VI1040A0	INDENTED INTERNAL WASHER D=6 ZN	2.000	PC	VM1224A0		150.000	MM	VM1750A0	BRASS COMB CLAMP	1.000	PZ												
VI1040A0	INDENTED INTERNAL WASHER D=6 ZN	2.000	PC																										
VM1224A0		150.000	MM																										
VM1750A0	BRASS COMB CLAMP	1.000	PZ																										


VM1810A	RIGHT WATERTIGHT CAP		VM1810A0	RIGHT WATERTIGHT CAP																													
VM1811A	LEFT WATERTIGHT CAP		VM1811A0	LEFT WATERTIGHT CAP																													
VM1992A	E SERIES BAKERTOP DRIP TRAY		KVM1992A	E SERIES BAKERTOP DRIP TRAY	<table border="1"> <tr> <td>VM1220A0</td> <td>CLIP TO FIX DRIP TRAY C.T</td> <td>4.000</td> <td>PZ</td> </tr> <tr> <td>VM1794A0</td> <td>250x4.8 PA66 BLACK CLAMP</td> <td>2.000</td> <td>PZ</td> </tr> <tr> <td>VM1992A0</td> <td>E SERIES BAKERTOP DRIP TRAY</td> <td>1.000</td> <td>PZ</td> </tr> <tr> <td>VM2074A0</td> <td>DRIP TRAY FIXING CLIP WITH SCREW</td> <td>4.000</td> <td>PZ</td> </tr> <tr> <td>VM2103A0</td> <td>CLAMP LOCK</td> <td>2.000</td> <td>PZ</td> </tr> </table>	VM1220A0	CLIP TO FIX DRIP TRAY C.T	4.000	PZ	VM1794A0	250x4.8 PA66 BLACK CLAMP	2.000	PZ	VM1992A0	E SERIES BAKERTOP DRIP TRAY	1.000	PZ	VM2074A0	DRIP TRAY FIXING CLIP WITH SCREW	4.000	PZ	VM2103A0	CLAMP LOCK	2.000	PZ								
VM1220A0	CLIP TO FIX DRIP TRAY C.T	4.000	PZ																														
VM1794A0	250x4.8 PA66 BLACK CLAMP	2.000	PZ																														
VM1992A0	E SERIES BAKERTOP DRIP TRAY	1.000	PZ																														
VM2074A0	DRIP TRAY FIXING CLIP WITH SCREW	4.000	PZ																														
VM2103A0	CLAMP LOCK	2.000	PZ																														
VM2035A	DRAIN PIPE SUPPORT		XC761	3 OVENS LM TOP XFT200 STACKING KIT	<table border="1"> <tr> <td>0H1237A0</td> <td>LM TOP SIPHON SUPPORT</td> <td>3.000</td> <td>PZ</td> </tr> <tr> <td>0H7082A0</td> <td>LM 800 XC STACKING KIT FRONT PROFILE</td> <td>2.000</td> <td>PZ</td> </tr> <tr> <td>0H7083A0</td> <td>LM 800 XC STACKING KIT BACK PROFIL</td> <td>4.000</td> <td>PZ</td> </tr> <tr> <td>EL1020A1</td> <td>D8 INTERMEDIAT E T-SHAPED FITTING</td> <td>4.000</td> <td>PZ</td> </tr> <tr> <td>EL1180A0</td> <td>Ø8-Ø8 FEMALE NON-RETURN CONNECTION</td> <td>3.000</td> <td>PZ</td> </tr> <tr> <td>JEM0244A0</td> <td>P-TRAP ASSEMBLY</td> <td>3.000</td> <td>PZ</td> </tr> <tr> <td>RC1008A0</td> <td>D9 ELASTIC CLIP</td> <td>12.000</td> <td>PZ</td> </tr> </table>	0H1237A0	LM TOP SIPHON SUPPORT	3.000	PZ	0H7082A0	LM 800 XC STACKING KIT FRONT PROFILE	2.000	PZ	0H7083A0	LM 800 XC STACKING KIT BACK PROFIL	4.000	PZ	EL1020A1	D8 INTERMEDIAT E T-SHAPED FITTING	4.000	PZ	EL1180A0	Ø8-Ø8 FEMALE NON-RETURN CONNECTION	3.000	PZ	JEM0244A0	P-TRAP ASSEMBLY	3.000	PZ	RC1008A0	D9 ELASTIC CLIP	12.000	PZ
0H1237A0	LM TOP SIPHON SUPPORT	3.000	PZ																														
0H7082A0	LM 800 XC STACKING KIT FRONT PROFILE	2.000	PZ																														
0H7083A0	LM 800 XC STACKING KIT BACK PROFIL	4.000	PZ																														
EL1020A1	D8 INTERMEDIAT E T-SHAPED FITTING	4.000	PZ																														
EL1180A0	Ø8-Ø8 FEMALE NON-RETURN CONNECTION	3.000	PZ																														
JEM0244A0	P-TRAP ASSEMBLY	3.000	PZ																														
RC1008A0	D9 ELASTIC CLIP	12.000	PZ																														

VM2035A	DRAIN PIPE SUPPORT		XC761	3 OVENS LM TOP XFT200 STACKING KIT	<table border="1"> <tr> <td>RC1055A0</td> <td>Ø25-40 H12 STAINLESS STEEL PIPE CLIP</td> <td>15.000</td> <td>PZ</td> </tr> <tr> <td>RC1297A1</td> <td>D10 T-SHAPED FITTING</td> <td>2.000</td> <td>PZ</td> </tr> <tr> <td>RC1360A0</td> <td>10 - 10 JG ELBOW FITTING</td> <td>1.000</td> <td>PZ</td> </tr> <tr> <td>RC1376A0</td> <td>Ø6 Y-FITTING</td> <td>2.000</td> <td>PZ</td> </tr> <tr> <td>TB1177A0</td> <td>FOOT PANEL 40X40 H58 OVERLAP LM</td> <td>8.000</td> <td>PZ</td> </tr> <tr> <td>TB2743A0</td> <td>EPDM PIPE 5M</td> <td>1.000</td> <td>PZ</td> </tr> <tr> <td>TB2745A0</td> <td>JohnGuest PIPE Ø=8 L=12 M</td> <td>1.000</td> <td>PZ</td> </tr> <tr> <td>TB2766A0</td> <td>TB1816A0-TRA SPARENT PIPE D8 3M</td> <td>1.000</td> <td>PZ</td> </tr> <tr> <td>TB2768A0</td> <td>TB2243A0-PIP E D10 JG 4M</td> <td>1.000</td> <td>PZ</td> </tr> <tr> <td>VI1220A1</td> <td>4,2x12 TCB SELF-TAPPING SCREW</td> <td>30.000</td> <td>PZ</td> </tr> <tr> <td>VI1950A0</td> <td>ST. STEEL 4,2X13 TCB SELF-DRILLING SCREW</td> <td>20.000</td> <td>PZ</td> </tr> <tr> <td>VL1046A1</td> <td>D6 PIPE HOLDER - D6 J.G. TERMINAL</td> <td>12.000</td> <td>PZ</td> </tr> <tr> <td>VM1015A1</td> <td>STAINLESS STEEL Ø30x1.5 90° BEND</td> <td>1.000</td> <td>PZ</td> </tr> <tr> <td>VM1794A0</td> <td>250x4.8 PA66 BLACK CLAMP</td> <td>3.000</td> <td>PZ</td> </tr> <tr> <td>VM2035A0</td> <td>DRAIN PIPE SUPPORT</td> <td>3.000</td> <td>PZ</td> </tr> </table>	RC1055A0	Ø25-40 H12 STAINLESS STEEL PIPE CLIP	15.000	PZ	RC1297A1	D10 T-SHAPED FITTING	2.000	PZ	RC1360A0	10 - 10 JG ELBOW FITTING	1.000	PZ	RC1376A0	Ø6 Y-FITTING	2.000	PZ	TB1177A0	FOOT PANEL 40X40 H58 OVERLAP LM	8.000	PZ	TB2743A0	EPDM PIPE 5M	1.000	PZ	TB2745A0	JohnGuest PIPE Ø=8 L=12 M	1.000	PZ	TB2766A0	TB1816A0-TRA SPARENT PIPE D8 3M	1.000	PZ	TB2768A0	TB2243A0-PIP E D10 JG 4M	1.000	PZ	VI1220A1	4,2x12 TCB SELF-TAPPING SCREW	30.000	PZ	VI1950A0	ST. STEEL 4,2X13 TCB SELF-DRILLING SCREW	20.000	PZ	VL1046A1	D6 PIPE HOLDER - D6 J.G. TERMINAL	12.000	PZ	VM1015A1	STAINLESS STEEL Ø30x1.5 90° BEND	1.000	PZ	VM1794A0	250x4.8 PA66 BLACK CLAMP	3.000	PZ	VM2035A0	DRAIN PIPE SUPPORT	3.000	PZ	XC757	S. E CHEFTOP GN1/1 STACKING KIT	<table border="1"> <tr> <td>0H6463A0</td> <td>XC757 FRONT PROFILE</td> <td>1.000</td> <td>PZ</td> </tr> <tr> <td>CE1305A0</td> <td>L=2MT RJ45 - RJ45 CABLE</td> <td>1.000</td> <td>PZ</td> </tr> <tr> <td>EL1020A1</td> <td>D8 INTERMEDIATE T-SHAPED FITTING</td> <td>2.000</td> <td>PZ</td> </tr> <tr> <td>JEM0244A0</td> <td>P-TRAP ASSEMBLY</td> <td>2.000</td> <td>PZ</td> </tr> <tr> <td>PD1069A0</td> <td>FOOT OVERLAP S5 CT-BT-E</td> <td>1.000</td> <td>PZ</td> </tr> <tr> <td>RC1008A0</td> <td>D9 ELASTIC CLIP</td> <td>3.000</td> <td>PZ</td> </tr> </table>	0H6463A0	XC757 FRONT PROFILE	1.000	PZ	CE1305A0	L=2MT RJ45 - RJ45 CABLE	1.000	PZ	EL1020A1	D8 INTERMEDIATE T-SHAPED FITTING	2.000	PZ	JEM0244A0	P-TRAP ASSEMBLY	2.000	PZ	PD1069A0	FOOT OVERLAP S5 CT-BT-E	1.000	PZ	RC1008A0	D9 ELASTIC CLIP	3.000	PZ
			RC1055A0	Ø25-40 H12 STAINLESS STEEL PIPE CLIP	15.000	PZ																																																																																						
RC1297A1	D10 T-SHAPED FITTING	2.000	PZ																																																																																									
RC1360A0	10 - 10 JG ELBOW FITTING	1.000	PZ																																																																																									
RC1376A0	Ø6 Y-FITTING	2.000	PZ																																																																																									
TB1177A0	FOOT PANEL 40X40 H58 OVERLAP LM	8.000	PZ																																																																																									
TB2743A0	EPDM PIPE 5M	1.000	PZ																																																																																									
TB2745A0	JohnGuest PIPE Ø=8 L=12 M	1.000	PZ																																																																																									
TB2766A0	TB1816A0-TRA SPARENT PIPE D8 3M	1.000	PZ																																																																																									
TB2768A0	TB2243A0-PIP E D10 JG 4M	1.000	PZ																																																																																									
VI1220A1	4,2x12 TCB SELF-TAPPING SCREW	30.000	PZ																																																																																									
VI1950A0	ST. STEEL 4,2X13 TCB SELF-DRILLING SCREW	20.000	PZ																																																																																									
VL1046A1	D6 PIPE HOLDER - D6 J.G. TERMINAL	12.000	PZ																																																																																									
VM1015A1	STAINLESS STEEL Ø30x1.5 90° BEND	1.000	PZ																																																																																									
VM1794A0	250x4.8 PA66 BLACK CLAMP	3.000	PZ																																																																																									
VM2035A0	DRAIN PIPE SUPPORT	3.000	PZ																																																																																									
0H6463A0	XC757 FRONT PROFILE	1.000	PZ																																																																																									
CE1305A0	L=2MT RJ45 - RJ45 CABLE	1.000	PZ																																																																																									
EL1020A1	D8 INTERMEDIATE T-SHAPED FITTING	2.000	PZ																																																																																									
JEM0244A0	P-TRAP ASSEMBLY	2.000	PZ																																																																																									
PD1069A0	FOOT OVERLAP S5 CT-BT-E	1.000	PZ																																																																																									
RC1008A0	D9 ELASTIC CLIP	3.000	PZ																																																																																									

VM2035A	DRAIN PIPE SUPPORT		XC757	S. E CHEFTOP GN1/1 STACKING KI	<table border="1"> <tr> <td>RC1055A0</td> <td>Ø25-40 H12</td> <td>14.000</td> <td>PZ</td> </tr> <tr> <td></td> <td>STAINLESS</td> <td></td> <td></td> </tr> <tr> <td></td> <td>STEEL PIPE</td> <td></td> <td></td> </tr> <tr> <td></td> <td>CLIP</td> <td></td> <td></td> </tr> <tr> <td>RC1130A0</td> <td>130x2,6 CLAM</td> <td>3.000</td> <td>PZ</td> </tr> <tr> <td>RC1297A1</td> <td>D10 T-SHAPED</td> <td>1.000</td> <td>PZ</td> </tr> <tr> <td></td> <td>FITTING</td> <td></td> <td></td> </tr> <tr> <td>RC1376A0</td> <td>Ø6 Y-FITTING</td> <td>1.000</td> <td>PZ</td> </tr> <tr> <td>TB1099A0</td> <td>TB3130A-D10</td> <td>1.000</td> <td>PZ</td> </tr> <tr> <td></td> <td>WATER</td> <td></td> <td></td> </tr> <tr> <td></td> <td>CONNECTING</td> <td></td> <td></td> </tr> <tr> <td></td> <td>PIPE</td> <td></td> <td></td> </tr> <tr> <td>TB1520A0</td> <td>Int. Ø=38 TH=4</td> <td>5.000</td> <td>M</td> </tr> <tr> <td></td> <td>DRAIN BLACK</td> <td></td> <td></td> </tr> <tr> <td></td> <td>RUBBER PIPE</td> <td></td> <td></td> </tr> <tr> <td>TB1765A1</td> <td>STACKING KIT</td> <td>2.000</td> <td>PZ</td> </tr> <tr> <td></td> <td>CHIMNEY</td> <td></td> <td></td> </tr> <tr> <td></td> <td>CONNECTING</td> <td></td> <td></td> </tr> <tr> <td></td> <td>PIPE</td> <td></td> <td></td> </tr> <tr> <td>VH1220A1</td> <td>4,2x12 TCB</td> <td>4.000</td> <td>PZ</td> </tr> <tr> <td></td> <td>SELF-TAPPIN</td> <td></td> <td></td> </tr> <tr> <td></td> <td>G SCREW</td> <td></td> <td></td> </tr> <tr> <td>VH1950A0</td> <td>ST. STEEL</td> <td>26.000</td> <td>PZ</td> </tr> <tr> <td></td> <td>4,2x13 TCB</td> <td></td> <td></td> </tr> <tr> <td></td> <td>SELF-DRILLIN</td> <td></td> <td></td> </tr> <tr> <td></td> <td>G SCREW</td> <td></td> <td></td> </tr> <tr> <td>VL1043A0</td> <td>D4 PIPE</td> <td>3.000</td> <td>PZ</td> </tr> <tr> <td></td> <td>HOLDER - D6</td> <td></td> <td></td> </tr> <tr> <td></td> <td>J.G. TERMINAL</td> <td></td> <td></td> </tr> <tr> <td>VL1046A1</td> <td>D6 PIPE</td> <td>3.000</td> <td>PZ</td> </tr> <tr> <td></td> <td>HOLDER - D6</td> <td></td> <td></td> </tr> <tr> <td></td> <td>J.G. TERMINAL</td> <td></td> <td></td> </tr> <tr> <td>VM1015A1</td> <td>STAINLESS</td> <td>1.000</td> <td>PZ</td> </tr> <tr> <td></td> <td>STEEL Ø30x1,5</td> <td></td> <td></td> </tr> <tr> <td></td> <td>90° BEND</td> <td></td> <td></td> </tr> <tr> <td>VM1794A0</td> <td>250x4,8 PA66</td> <td>3.000</td> <td>PZ</td> </tr> <tr> <td></td> <td>BLACK CLAMP</td> <td></td> <td></td> </tr> <tr> <td>VM1987A0</td> <td>OVEN</td> <td>1.000</td> <td>PZ</td> </tr> <tr> <td></td> <td>STACKING</td> <td></td> <td></td> </tr> <tr> <td></td> <td>BRACKET</td> <td></td> <td></td> </tr> <tr> <td>VM2035A0</td> <td>DRAIN PIPE</td> <td>2.000</td> <td>PZ</td> </tr> <tr> <td></td> <td>SUPPORT</td> <td></td> <td></td> </tr> </table>	RC1055A0	Ø25-40 H12	14.000	PZ		STAINLESS				STEEL PIPE				CLIP			RC1130A0	130x2,6 CLAM	3.000	PZ	RC1297A1	D10 T-SHAPED	1.000	PZ		FITTING			RC1376A0	Ø6 Y-FITTING	1.000	PZ	TB1099A0	TB3130A-D10	1.000	PZ		WATER				CONNECTING				PIPE			TB1520A0	Int. Ø=38 TH=4	5.000	M		DRAIN BLACK				RUBBER PIPE			TB1765A1	STACKING KIT	2.000	PZ		CHIMNEY				CONNECTING				PIPE			VH1220A1	4,2x12 TCB	4.000	PZ		SELF-TAPPIN				G SCREW			VH1950A0	ST. STEEL	26.000	PZ		4,2x13 TCB				SELF-DRILLIN				G SCREW			VL1043A0	D4 PIPE	3.000	PZ		HOLDER - D6				J.G. TERMINAL			VL1046A1	D6 PIPE	3.000	PZ		HOLDER - D6				J.G. TERMINAL			VM1015A1	STAINLESS	1.000	PZ		STEEL Ø30x1,5				90° BEND			VM1794A0	250x4,8 PA66	3.000	PZ		BLACK CLAMP			VM1987A0	OVEN	1.000	PZ		STACKING				BRACKET			VM2035A0	DRAIN PIPE	2.000	PZ		SUPPORT		
RC1055A0	Ø25-40 H12	14.000	PZ																																																																																																																																																																										
	STAINLESS																																																																																																																																																																												
	STEEL PIPE																																																																																																																																																																												
	CLIP																																																																																																																																																																												
RC1130A0	130x2,6 CLAM	3.000	PZ																																																																																																																																																																										
RC1297A1	D10 T-SHAPED	1.000	PZ																																																																																																																																																																										
	FITTING																																																																																																																																																																												
RC1376A0	Ø6 Y-FITTING	1.000	PZ																																																																																																																																																																										
TB1099A0	TB3130A-D10	1.000	PZ																																																																																																																																																																										
	WATER																																																																																																																																																																												
	CONNECTING																																																																																																																																																																												
	PIPE																																																																																																																																																																												
TB1520A0	Int. Ø=38 TH=4	5.000	M																																																																																																																																																																										
	DRAIN BLACK																																																																																																																																																																												
	RUBBER PIPE																																																																																																																																																																												
TB1765A1	STACKING KIT	2.000	PZ																																																																																																																																																																										
	CHIMNEY																																																																																																																																																																												
	CONNECTING																																																																																																																																																																												
	PIPE																																																																																																																																																																												
VH1220A1	4,2x12 TCB	4.000	PZ																																																																																																																																																																										
	SELF-TAPPIN																																																																																																																																																																												
	G SCREW																																																																																																																																																																												
VH1950A0	ST. STEEL	26.000	PZ																																																																																																																																																																										
	4,2x13 TCB																																																																																																																																																																												
	SELF-DRILLIN																																																																																																																																																																												
	G SCREW																																																																																																																																																																												
VL1043A0	D4 PIPE	3.000	PZ																																																																																																																																																																										
	HOLDER - D6																																																																																																																																																																												
	J.G. TERMINAL																																																																																																																																																																												
VL1046A1	D6 PIPE	3.000	PZ																																																																																																																																																																										
	HOLDER - D6																																																																																																																																																																												
	J.G. TERMINAL																																																																																																																																																																												
VM1015A1	STAINLESS	1.000	PZ																																																																																																																																																																										
	STEEL Ø30x1,5																																																																																																																																																																												
	90° BEND																																																																																																																																																																												
VM1794A0	250x4,8 PA66	3.000	PZ																																																																																																																																																																										
	BLACK CLAMP																																																																																																																																																																												
VM1987A0	OVEN	1.000	PZ																																																																																																																																																																										
	STACKING																																																																																																																																																																												
	BRACKET																																																																																																																																																																												
VM2035A0	DRAIN PIPE	2.000	PZ																																																																																																																																																																										
	SUPPORT																																																																																																																																																																												
			XC756	E SERIES GN 2/3 STACKING KIT	<table border="1"> <tr> <td>0H6462A0</td> <td>XC756 FRONT</td> <td>1.000</td> <td>PZ</td> </tr> <tr> <td></td> <td>PROFILE</td> <td></td> <td></td> </tr> <tr> <td>CE1305A0</td> <td>L=2MT RJ45 -</td> <td>1.000</td> <td>PZ</td> </tr> <tr> <td></td> <td>RJ45 CABLE</td> <td></td> <td></td> </tr> <tr> <td>EL1020A1</td> <td>D8</td> <td>2.000</td> <td>PZ</td> </tr> <tr> <td></td> <td>INTERMEDIAT</td> <td></td> <td></td> </tr> <tr> <td></td> <td>E T-SHAPED</td> <td></td> <td></td> </tr> <tr> <td></td> <td>FITTING</td> <td></td> <td></td> </tr> <tr> <td>JEM0244A0</td> <td>P-TRAP</td> <td>2.000</td> <td>PZ</td> </tr> <tr> <td></td> <td>ASSEMBLY</td> <td></td> <td></td> </tr> </table>	0H6462A0	XC756 FRONT	1.000	PZ		PROFILE			CE1305A0	L=2MT RJ45 -	1.000	PZ		RJ45 CABLE			EL1020A1	D8	2.000	PZ		INTERMEDIAT				E T-SHAPED				FITTING			JEM0244A0	P-TRAP	2.000	PZ		ASSEMBLY																																																																																																																																		
0H6462A0	XC756 FRONT	1.000	PZ																																																																																																																																																																										
	PROFILE																																																																																																																																																																												
CE1305A0	L=2MT RJ45 -	1.000	PZ																																																																																																																																																																										
	RJ45 CABLE																																																																																																																																																																												
EL1020A1	D8	2.000	PZ																																																																																																																																																																										
	INTERMEDIAT																																																																																																																																																																												
	E T-SHAPED																																																																																																																																																																												
	FITTING																																																																																																																																																																												
JEM0244A0	P-TRAP	2.000	PZ																																																																																																																																																																										
	ASSEMBLY																																																																																																																																																																												




VM2035A	DRAIN PIPE SUPPORT		XC756	E SERIES GN 2/3 STACKING KIT	<table border="1"> <tr> <td>PD1069A0</td> <td>FOOT OVERLAP S5 CT-BT-E</td> <td>1.000</td> <td>PZ</td> </tr> <tr> <td>RC1008A0</td> <td>D9 ELASTIC CLIP</td> <td>3.000</td> <td>PZ</td> </tr> <tr> <td>RC1055A0</td> <td>Ø25-40 H12 STAINLESS STEEL PIPE CLIP</td> <td>14.000</td> <td>PZ</td> </tr> <tr> <td>RC1130A0</td> <td>130x2,6 CLAM</td> <td>3.000</td> <td>PZ</td> </tr> <tr> <td>RC1297A1</td> <td>D10 T-SHAPED FITTING</td> <td>1.000</td> <td>PZ</td> </tr> <tr> <td>RC1376A0</td> <td>Ø6 Y-FITTING</td> <td>1.000</td> <td>PZ</td> </tr> <tr> <td>TB1099A0</td> <td>TB3130A-D10 WATER CONNECTING PIPE</td> <td>1.000</td> <td>PZ</td> </tr> <tr> <td>TB1520A0</td> <td>Int. Ø=38 TH=4 DRAIN BLACK RUBBER PIPE</td> <td>3.000</td> <td>M</td> </tr> <tr> <td>TB1765A1</td> <td>STACKING KIT CHIMNEY CONNECTING PIPE</td> <td>1.000</td> <td>PZ</td> </tr> <tr> <td>VI1220A1</td> <td>4,2x12 TCB SELF-TAPPIN G SCREW</td> <td>4.000</td> <td>PZ</td> </tr> <tr> <td>VI1950A0</td> <td>ST. STEEL 4,2X13 TCB SELF-DRILLIN G SCREW</td> <td>26.000</td> <td>PZ</td> </tr> <tr> <td>VL1043A0</td> <td>D4 PIPE HOLDER - D6 J.G. TERMINAL</td> <td>3.000</td> <td>PZ</td> </tr> <tr> <td>VL1046A1</td> <td>D6 PIPE HOLDER - D6 J.G. TERMINAL</td> <td>3.000</td> <td>PZ</td> </tr> <tr> <td>VM1015A1</td> <td>STAINLESS STEEL Ø30x1,5 90° BEND</td> <td>1.000</td> <td>PZ</td> </tr> <tr> <td>VM1794A0</td> <td>250x4,8 PA66 BLACK CLAMP</td> <td>3.000</td> <td>PZ</td> </tr> <tr> <td>VM1987A0</td> <td>OVEN STACKING BRACKET</td> <td>1.000</td> <td>PZ</td> </tr> <tr> <td>VM2035A0</td> <td>DRAIN PIPE SUPPORT</td> <td>1.000</td> <td>PZ</td> </tr> <tr> <td></td> <td></td> <td></td> <td></td> </tr> <tr> <td></td> <td></td> <td></td> <td>XC755</td> <td>E SERIES BT-CT GN 2/1 STACKING KIT</td> <td> <table border="1"> <tr> <td>0H6461A0</td> <td>XC755 FRONT PROFILE</td> <td>1.000</td> <td>PZ</td> </tr> <tr> <td>CE1635A0</td> <td>RJ45 - RJ45 CABLE L=3M</td> <td>1.000</td> <td>PZ</td> </tr> </table> </td> </tr> </table>	PD1069A0	FOOT OVERLAP S5 CT-BT-E	1.000	PZ	RC1008A0	D9 ELASTIC CLIP	3.000	PZ	RC1055A0	Ø25-40 H12 STAINLESS STEEL PIPE CLIP	14.000	PZ	RC1130A0	130x2,6 CLAM	3.000	PZ	RC1297A1	D10 T-SHAPED FITTING	1.000	PZ	RC1376A0	Ø6 Y-FITTING	1.000	PZ	TB1099A0	TB3130A-D10 WATER CONNECTING PIPE	1.000	PZ	TB1520A0	Int. Ø=38 TH=4 DRAIN BLACK RUBBER PIPE	3.000	M	TB1765A1	STACKING KIT CHIMNEY CONNECTING PIPE	1.000	PZ	VI1220A1	4,2x12 TCB SELF-TAPPIN G SCREW	4.000	PZ	VI1950A0	ST. STEEL 4,2X13 TCB SELF-DRILLIN G SCREW	26.000	PZ	VL1043A0	D4 PIPE HOLDER - D6 J.G. TERMINAL	3.000	PZ	VL1046A1	D6 PIPE HOLDER - D6 J.G. TERMINAL	3.000	PZ	VM1015A1	STAINLESS STEEL Ø30x1,5 90° BEND	1.000	PZ	VM1794A0	250x4,8 PA66 BLACK CLAMP	3.000	PZ	VM1987A0	OVEN STACKING BRACKET	1.000	PZ	VM2035A0	DRAIN PIPE SUPPORT	1.000	PZ								XC755	E SERIES BT-CT GN 2/1 STACKING KIT	<table border="1"> <tr> <td>0H6461A0</td> <td>XC755 FRONT PROFILE</td> <td>1.000</td> <td>PZ</td> </tr> <tr> <td>CE1635A0</td> <td>RJ45 - RJ45 CABLE L=3M</td> <td>1.000</td> <td>PZ</td> </tr> </table>	0H6461A0	XC755 FRONT PROFILE	1.000	PZ	CE1635A0	RJ45 - RJ45 CABLE L=3M	1.000	PZ
PD1069A0	FOOT OVERLAP S5 CT-BT-E	1.000	PZ																																																																																								
RC1008A0	D9 ELASTIC CLIP	3.000	PZ																																																																																								
RC1055A0	Ø25-40 H12 STAINLESS STEEL PIPE CLIP	14.000	PZ																																																																																								
RC1130A0	130x2,6 CLAM	3.000	PZ																																																																																								
RC1297A1	D10 T-SHAPED FITTING	1.000	PZ																																																																																								
RC1376A0	Ø6 Y-FITTING	1.000	PZ																																																																																								
TB1099A0	TB3130A-D10 WATER CONNECTING PIPE	1.000	PZ																																																																																								
TB1520A0	Int. Ø=38 TH=4 DRAIN BLACK RUBBER PIPE	3.000	M																																																																																								
TB1765A1	STACKING KIT CHIMNEY CONNECTING PIPE	1.000	PZ																																																																																								
VI1220A1	4,2x12 TCB SELF-TAPPIN G SCREW	4.000	PZ																																																																																								
VI1950A0	ST. STEEL 4,2X13 TCB SELF-DRILLIN G SCREW	26.000	PZ																																																																																								
VL1043A0	D4 PIPE HOLDER - D6 J.G. TERMINAL	3.000	PZ																																																																																								
VL1046A1	D6 PIPE HOLDER - D6 J.G. TERMINAL	3.000	PZ																																																																																								
VM1015A1	STAINLESS STEEL Ø30x1,5 90° BEND	1.000	PZ																																																																																								
VM1794A0	250x4,8 PA66 BLACK CLAMP	3.000	PZ																																																																																								
VM1987A0	OVEN STACKING BRACKET	1.000	PZ																																																																																								
VM2035A0	DRAIN PIPE SUPPORT	1.000	PZ																																																																																								
			XC755	E SERIES BT-CT GN 2/1 STACKING KIT	<table border="1"> <tr> <td>0H6461A0</td> <td>XC755 FRONT PROFILE</td> <td>1.000</td> <td>PZ</td> </tr> <tr> <td>CE1635A0</td> <td>RJ45 - RJ45 CABLE L=3M</td> <td>1.000</td> <td>PZ</td> </tr> </table>	0H6461A0	XC755 FRONT PROFILE	1.000	PZ	CE1635A0	RJ45 - RJ45 CABLE L=3M	1.000	PZ																																																																														
0H6461A0	XC755 FRONT PROFILE	1.000	PZ																																																																																								
CE1635A0	RJ45 - RJ45 CABLE L=3M	1.000	PZ																																																																																								

VM2035A	DRAIN PIPE SUPPORT		XC755	E SERIES BT-CT GN 2/1 STACKING KIT	<table border="1"> <tr> <td>EL1020A1</td> <td>D8 INTERMEDIAT E T-SHAPED FITTING</td> <td>2.000</td> <td>PZ</td> </tr> <tr> <td>JEM0244A0</td> <td>P-TRAP ASSEMBLY</td> <td>2.000</td> <td>PZ</td> </tr> <tr> <td>PD1069A0</td> <td>FOOT OVERLAP S5 CT-BT-E</td> <td>1.000</td> <td>PZ</td> </tr> <tr> <td>RC1008A0</td> <td>D9 ELASTIC CLIP</td> <td>3.000</td> <td>PZ</td> </tr> <tr> <td>RC1055A0</td> <td>Ø25-40 H12 STAINLESS STEEL PIPE CLIP</td> <td>14.000</td> <td>PZ</td> </tr> <tr> <td>RC1130A0</td> <td>130x2,6 CLAM</td> <td>3.000</td> <td>PZ</td> </tr> <tr> <td>RC1297A1</td> <td>D10 T-SHAPED FITTING</td> <td>1.000</td> <td>PZ</td> </tr> <tr> <td>RC1376A0</td> <td>Ø6 Y-FITTING</td> <td>1.000</td> <td>PZ</td> </tr> <tr> <td>TB1099A0</td> <td>TB3130A-D10 WATER CONNECTING PIPE</td> <td>1.000</td> <td>PZ</td> </tr> <tr> <td>TB1520A0</td> <td>Int. Ø=38 TH=4 DRAIN BLACK RUBBER PIPE</td> <td>5.000</td> <td>M</td> </tr> <tr> <td>TB1765A1</td> <td>STACKING KIT CHIMNEY CONNECTING PIPE</td> <td>2.000</td> <td>PZ</td> </tr> <tr> <td>VI1220A1</td> <td>4,2x12 TCB SELF-TAPPIN G SCREW</td> <td>4.000</td> <td>PZ</td> </tr> <tr> <td>VI1950A0</td> <td>ST. STEEL 4,2X13 TCB SELF-DRILLIN G SCREW</td> <td>26.000</td> <td>PZ</td> </tr> <tr> <td>VL1043A0</td> <td>D4 PIPE HOLDER - D6 J.G. TERMINAL</td> <td>3.000</td> <td>PZ</td> </tr> <tr> <td>VL1046A1</td> <td>D6 PIPE HOLDER - D6 J.G. TERMINAL</td> <td>3.000</td> <td>PZ</td> </tr> <tr> <td>VM1015A1</td> <td>STAINLESS STEEL Ø30x1.5 90° BEND</td> <td>1.000</td> <td>PZ</td> </tr> <tr> <td>VM1794A0</td> <td>250x4.8 PA66 BLACK CLAMP</td> <td>3.000</td> <td>PZ</td> </tr> <tr> <td>VM1987A0</td> <td>OVEN STACKING BRACKET</td> <td>1.000</td> <td>PZ</td> </tr> <tr> <td>VM2035A0</td> <td>DRAIN PIPE SUPPORT</td> <td>2.000</td> <td>PZ</td> </tr> </table>	EL1020A1	D8 INTERMEDIAT E T-SHAPED FITTING	2.000	PZ	JEM0244A0	P-TRAP ASSEMBLY	2.000	PZ	PD1069A0	FOOT OVERLAP S5 CT-BT-E	1.000	PZ	RC1008A0	D9 ELASTIC CLIP	3.000	PZ	RC1055A0	Ø25-40 H12 STAINLESS STEEL PIPE CLIP	14.000	PZ	RC1130A0	130x2,6 CLAM	3.000	PZ	RC1297A1	D10 T-SHAPED FITTING	1.000	PZ	RC1376A0	Ø6 Y-FITTING	1.000	PZ	TB1099A0	TB3130A-D10 WATER CONNECTING PIPE	1.000	PZ	TB1520A0	Int. Ø=38 TH=4 DRAIN BLACK RUBBER PIPE	5.000	M	TB1765A1	STACKING KIT CHIMNEY CONNECTING PIPE	2.000	PZ	VI1220A1	4,2x12 TCB SELF-TAPPIN G SCREW	4.000	PZ	VI1950A0	ST. STEEL 4,2X13 TCB SELF-DRILLIN G SCREW	26.000	PZ	VL1043A0	D4 PIPE HOLDER - D6 J.G. TERMINAL	3.000	PZ	VL1046A1	D6 PIPE HOLDER - D6 J.G. TERMINAL	3.000	PZ	VM1015A1	STAINLESS STEEL Ø30x1.5 90° BEND	1.000	PZ	VM1794A0	250x4.8 PA66 BLACK CLAMP	3.000	PZ	VM1987A0	OVEN STACKING BRACKET	1.000	PZ	VM2035A0	DRAIN PIPE SUPPORT	2.000	PZ
EL1020A1	D8 INTERMEDIAT E T-SHAPED FITTING	2.000	PZ																																																																														
JEM0244A0	P-TRAP ASSEMBLY	2.000	PZ																																																																														
PD1069A0	FOOT OVERLAP S5 CT-BT-E	1.000	PZ																																																																														
RC1008A0	D9 ELASTIC CLIP	3.000	PZ																																																																														
RC1055A0	Ø25-40 H12 STAINLESS STEEL PIPE CLIP	14.000	PZ																																																																														
RC1130A0	130x2,6 CLAM	3.000	PZ																																																																														
RC1297A1	D10 T-SHAPED FITTING	1.000	PZ																																																																														
RC1376A0	Ø6 Y-FITTING	1.000	PZ																																																																														
TB1099A0	TB3130A-D10 WATER CONNECTING PIPE	1.000	PZ																																																																														
TB1520A0	Int. Ø=38 TH=4 DRAIN BLACK RUBBER PIPE	5.000	M																																																																														
TB1765A1	STACKING KIT CHIMNEY CONNECTING PIPE	2.000	PZ																																																																														
VI1220A1	4,2x12 TCB SELF-TAPPIN G SCREW	4.000	PZ																																																																														
VI1950A0	ST. STEEL 4,2X13 TCB SELF-DRILLIN G SCREW	26.000	PZ																																																																														
VL1043A0	D4 PIPE HOLDER - D6 J.G. TERMINAL	3.000	PZ																																																																														
VL1046A1	D6 PIPE HOLDER - D6 J.G. TERMINAL	3.000	PZ																																																																														
VM1015A1	STAINLESS STEEL Ø30x1.5 90° BEND	1.000	PZ																																																																														
VM1794A0	250x4.8 PA66 BLACK CLAMP	3.000	PZ																																																																														
VM1987A0	OVEN STACKING BRACKET	1.000	PZ																																																																														
VM2035A0	DRAIN PIPE SUPPORT	2.000	PZ																																																																														





PLATON SERVICE  
8 (800) 500-34-47  
www.platonservice.com



VM2035A	DRAIN PIPE SUPPORT		XC653	LineMissTop XFT140 STACKING KIT	<table border="1"> <tr> <td>0H1237A0</td> <td>LM TOP SIPHON SUPPORT</td> <td>2.000</td> <td>PZ</td> </tr> <tr> <td>0H7084A0</td> <td>XC651 FRONT STACKING PROFILE</td> <td>1.000</td> <td>PZ</td> </tr> <tr> <td>0H7085A0</td> <td>LM 600 XC STACKING KIT BACK PROFIL</td> <td>2.000</td> <td>PZ</td> </tr> <tr> <td>EL1020A1</td> <td>D8 INTERMEDIAT E T-SHAPED FITTING</td> <td>2.000</td> <td>PZ</td> </tr> <tr> <td>EL1180A0</td> <td>Ø8-Ø8 FEMALE NON-RETURN CONNECTION</td> <td>2.000</td> <td>PZ</td> </tr> <tr> <td>JEM0244A0</td> <td>P-TRAP ASSEMBLY</td> <td>2.000</td> <td>PZ</td> </tr> <tr> <td>RC1008A0</td> <td>D9 ELASTIC CLIP</td> <td>7.000</td> <td>PZ</td> </tr> <tr> <td>RC1055A0</td> <td>Ø25-40 H12 STAINLESS STEEL PIPE CLIP</td> <td>10.000</td> <td>PZ</td> </tr> <tr> <td>RC1297A1</td> <td>D10 T-SHAPED FITTING</td> <td>1.000</td> <td>PZ</td> </tr> <tr> <td>RC1360A0</td> <td>10 - 10 JG ELBOW FITTING</td> <td>1.000</td> <td>PZ</td> </tr> <tr> <td>RC1376A0</td> <td>Ø6 Y-FITTING</td> <td>1.000</td> <td>PZ</td> </tr> <tr> <td>TB1099A0</td> <td>TB3130A-D10 WATER CONNECTING PIPE</td> <td>1.000</td> <td>PZ</td> </tr> <tr> <td>TB1177A0</td> <td>FOOT PANEL 40X40 H58 OVERLAP LM</td> <td>4.000</td> <td>PZ</td> </tr> <tr> <td>TB1520A0</td> <td>Int. Ø=38 TH=4 DRAIN BLACK RUBBER PIPE</td> <td>2.700</td> <td>M</td> </tr> <tr> <td>TB1815A0</td> <td>7,93x4,75 PE TRANSP. PIPE (JG #PE08100N)</td> <td>2.000</td> <td>M</td> </tr> <tr> <td>VI1220A1</td> <td>4,2x12 TCB SELF-TAPPIN G SCREW</td> <td>16.000</td> <td>PZ</td> </tr> <tr> <td>VI1950A0</td> <td>ST. STEEL 4,2X13 TCB SELF-DRILLIN G SCREW</td> <td>10.000</td> <td>PZ</td> </tr> <tr> <td>VL1046A1</td> <td>D6 PIPE HOLDER - D6 J.G. TERMINAL</td> <td>6.000</td> <td>PZ</td> </tr> </table>	0H1237A0	LM TOP SIPHON SUPPORT	2.000	PZ	0H7084A0	XC651 FRONT STACKING PROFILE	1.000	PZ	0H7085A0	LM 600 XC STACKING KIT BACK PROFIL	2.000	PZ	EL1020A1	D8 INTERMEDIAT E T-SHAPED FITTING	2.000	PZ	EL1180A0	Ø8-Ø8 FEMALE NON-RETURN CONNECTION	2.000	PZ	JEM0244A0	P-TRAP ASSEMBLY	2.000	PZ	RC1008A0	D9 ELASTIC CLIP	7.000	PZ	RC1055A0	Ø25-40 H12 STAINLESS STEEL PIPE CLIP	10.000	PZ	RC1297A1	D10 T-SHAPED FITTING	1.000	PZ	RC1360A0	10 - 10 JG ELBOW FITTING	1.000	PZ	RC1376A0	Ø6 Y-FITTING	1.000	PZ	TB1099A0	TB3130A-D10 WATER CONNECTING PIPE	1.000	PZ	TB1177A0	FOOT PANEL 40X40 H58 OVERLAP LM	4.000	PZ	TB1520A0	Int. Ø=38 TH=4 DRAIN BLACK RUBBER PIPE	2.700	M	TB1815A0	7,93x4,75 PE TRANSP. PIPE (JG #PE08100N)	2.000	M	VI1220A1	4,2x12 TCB SELF-TAPPIN G SCREW	16.000	PZ	VI1950A0	ST. STEEL 4,2X13 TCB SELF-DRILLIN G SCREW	10.000	PZ	VL1046A1	D6 PIPE HOLDER - D6 J.G. TERMINAL	6.000	PZ
0H1237A0	LM TOP SIPHON SUPPORT	2.000	PZ																																																																										
0H7084A0	XC651 FRONT STACKING PROFILE	1.000	PZ																																																																										
0H7085A0	LM 600 XC STACKING KIT BACK PROFIL	2.000	PZ																																																																										
EL1020A1	D8 INTERMEDIAT E T-SHAPED FITTING	2.000	PZ																																																																										
EL1180A0	Ø8-Ø8 FEMALE NON-RETURN CONNECTION	2.000	PZ																																																																										
JEM0244A0	P-TRAP ASSEMBLY	2.000	PZ																																																																										
RC1008A0	D9 ELASTIC CLIP	7.000	PZ																																																																										
RC1055A0	Ø25-40 H12 STAINLESS STEEL PIPE CLIP	10.000	PZ																																																																										
RC1297A1	D10 T-SHAPED FITTING	1.000	PZ																																																																										
RC1360A0	10 - 10 JG ELBOW FITTING	1.000	PZ																																																																										
RC1376A0	Ø6 Y-FITTING	1.000	PZ																																																																										
TB1099A0	TB3130A-D10 WATER CONNECTING PIPE	1.000	PZ																																																																										
TB1177A0	FOOT PANEL 40X40 H58 OVERLAP LM	4.000	PZ																																																																										
TB1520A0	Int. Ø=38 TH=4 DRAIN BLACK RUBBER PIPE	2.700	M																																																																										
TB1815A0	7,93x4,75 PE TRANSP. PIPE (JG #PE08100N)	2.000	M																																																																										
VI1220A1	4,2x12 TCB SELF-TAPPIN G SCREW	16.000	PZ																																																																										
VI1950A0	ST. STEEL 4,2X13 TCB SELF-DRILLIN G SCREW	10.000	PZ																																																																										
VL1046A1	D6 PIPE HOLDER - D6 J.G. TERMINAL	6.000	PZ																																																																										




PLATON SERVICE  
 8 (800) 500-34-47  
 www.platonservice.com

VM2035A	DRAIN PIPE SUPPORT		XC653	LineMissTop XFT140 STACKING KIT	<table border="1"> <tr> <td>VL1047A1</td> <td>D6 PIPE HOLDER - D8 J.G. TERMINAL</td> <td>2.000</td> <td>PZ</td> </tr> <tr> <td>VM1015A1</td> <td>STAINLESS STEEL Ø30x1.5 90° BEND</td> <td>1.000</td> <td>PZ</td> </tr> <tr> <td>VM1794A0</td> <td>250x4.8 PA66 BLACK CLAMP</td> <td>2.000</td> <td>PZ</td> </tr> <tr> <td>VM2035A0</td> <td>DRAIN PIPE SUPPORT</td> <td>1.000</td> <td>PZ</td> </tr> </table>	VL1047A1	D6 PIPE HOLDER - D8 J.G. TERMINAL	2.000	PZ	VM1015A1	STAINLESS STEEL Ø30x1.5 90° BEND	1.000	PZ	VM1794A0	250x4.8 PA66 BLACK CLAMP	2.000	PZ	VM2035A0	DRAIN PIPE SUPPORT	1.000	PZ																																												
VL1047A1	D6 PIPE HOLDER - D8 J.G. TERMINAL	2.000	PZ																																																														
VM1015A1	STAINLESS STEEL Ø30x1.5 90° BEND	1.000	PZ																																																														
VM1794A0	250x4.8 PA66 BLACK CLAMP	2.000	PZ																																																														
VM2035A0	DRAIN PIPE SUPPORT	1.000	PZ																																																														
			XC649	LineMiss Top FULL SIZE STACKING KIT	<table border="1"> <tr> <td>0H1151A0</td> <td>PROOFER-OV EN FIXING BRACKET</td> <td>4.000</td> <td>PZ</td> </tr> <tr> <td>0H1237A0</td> <td>LM TOP SIPHON SUPPORT</td> <td>2.000</td> <td>PZ</td> </tr> <tr> <td>EL1020A1</td> <td>D8 INTERMEDIAT E T-SHAPED FITTING</td> <td>2.000</td> <td>PZ</td> </tr> <tr> <td>EL1185A0</td> <td>Ø8F - Ø8F ELBOW CONNECTION</td> <td>2.000</td> <td>PZ</td> </tr> <tr> <td>JEM0244A0</td> <td>P-TRAP ASSEMBLY</td> <td>2.000</td> <td>PZ</td> </tr> <tr> <td>RC1008A0</td> <td>D9 ELASTIC CLIP</td> <td>3.000</td> <td>PZ</td> </tr> <tr> <td>RC1055A0</td> <td>Ø25-40 H12 STAINLESS STEEL PIPE CLIP</td> <td>8.000</td> <td>PZ</td> </tr> <tr> <td>RC1297A1</td> <td>D10 T-SHAPED FITTING</td> <td>1.000</td> <td>PZ</td> </tr> <tr> <td>RC1360A0</td> <td>10 - 10 JG ELBOW FITTING</td> <td>1.000</td> <td>PZ</td> </tr> <tr> <td>RC1376A0</td> <td>Ø6 Y-FITTING</td> <td>1.000</td> <td>PZ</td> </tr> <tr> <td>TB1099A0</td> <td>TB3130A-D10 WATER CONNECTING PIPE</td> <td>1.000</td> <td>PZ</td> </tr> <tr> <td>TB1520A0</td> <td>Int. Ø=38 TH=4 DRAIN BLACK RUBBER PIPE</td> <td>2.840</td> <td>M</td> </tr> <tr> <td>TB1815A0</td> <td>7,93x4,75 PE TRANSP. PIPE (JG #PE08100N)</td> <td>2.000</td> <td>M</td> </tr> <tr> <td>VI1220A1</td> <td>4,2x12 TCB SELF-TAPPIN G SCREW</td> <td>7.000</td> <td>PZ</td> </tr> <tr> <td>VI1950A0</td> <td>ST. STEEL 4,2X13 TCB SELF-DRILLIN G SCREW</td> <td>6.000</td> <td>PZ</td> </tr> </table>	0H1151A0	PROOFER-OV EN FIXING BRACKET	4.000	PZ	0H1237A0	LM TOP SIPHON SUPPORT	2.000	PZ	EL1020A1	D8 INTERMEDIAT E T-SHAPED FITTING	2.000	PZ	EL1185A0	Ø8F - Ø8F ELBOW CONNECTION	2.000	PZ	JEM0244A0	P-TRAP ASSEMBLY	2.000	PZ	RC1008A0	D9 ELASTIC CLIP	3.000	PZ	RC1055A0	Ø25-40 H12 STAINLESS STEEL PIPE CLIP	8.000	PZ	RC1297A1	D10 T-SHAPED FITTING	1.000	PZ	RC1360A0	10 - 10 JG ELBOW FITTING	1.000	PZ	RC1376A0	Ø6 Y-FITTING	1.000	PZ	TB1099A0	TB3130A-D10 WATER CONNECTING PIPE	1.000	PZ	TB1520A0	Int. Ø=38 TH=4 DRAIN BLACK RUBBER PIPE	2.840	M	TB1815A0	7,93x4,75 PE TRANSP. PIPE (JG #PE08100N)	2.000	M	VI1220A1	4,2x12 TCB SELF-TAPPIN G SCREW	7.000	PZ	VI1950A0	ST. STEEL 4,2X13 TCB SELF-DRILLIN G SCREW	6.000	PZ
0H1151A0	PROOFER-OV EN FIXING BRACKET	4.000	PZ																																																														
0H1237A0	LM TOP SIPHON SUPPORT	2.000	PZ																																																														
EL1020A1	D8 INTERMEDIAT E T-SHAPED FITTING	2.000	PZ																																																														
EL1185A0	Ø8F - Ø8F ELBOW CONNECTION	2.000	PZ																																																														
JEM0244A0	P-TRAP ASSEMBLY	2.000	PZ																																																														
RC1008A0	D9 ELASTIC CLIP	3.000	PZ																																																														
RC1055A0	Ø25-40 H12 STAINLESS STEEL PIPE CLIP	8.000	PZ																																																														
RC1297A1	D10 T-SHAPED FITTING	1.000	PZ																																																														
RC1360A0	10 - 10 JG ELBOW FITTING	1.000	PZ																																																														
RC1376A0	Ø6 Y-FITTING	1.000	PZ																																																														
TB1099A0	TB3130A-D10 WATER CONNECTING PIPE	1.000	PZ																																																														
TB1520A0	Int. Ø=38 TH=4 DRAIN BLACK RUBBER PIPE	2.840	M																																																														
TB1815A0	7,93x4,75 PE TRANSP. PIPE (JG #PE08100N)	2.000	M																																																														
VI1220A1	4,2x12 TCB SELF-TAPPIN G SCREW	7.000	PZ																																																														
VI1950A0	ST. STEEL 4,2X13 TCB SELF-DRILLIN G SCREW	6.000	PZ																																																														

VM2035A	DRAIN PIPE SUPPORT		XC649	LineMiss Top FULL SIZE STACKING KIT	VL1046A1 D6 PIPE 3.000 PZ HOLDER - D6 J.G. TERMINAL VM1794A0 250x4.8 PA66 2.000 PZ BLACK CLAMP VM2035A0 DRAIN PIPE 1.000 PZ SUPPORT
			XC648	LineMiss Top XFT200 STACKING KIT	0H1237A0 LM TOP 2.000 PZ SIPHON SUPPORT 0H7082A0 LM 800 XC 1.000 PZ STACKING KIT FRONT PROFILE 0H7083A0 LM 800 XC 2.000 PZ STACKING KIT BACK PROFIL EL1020A1 D8 2.000 PZ INTERMEDIAT E T-SHAPED FITTING EL1180A0 Ø8-Ø8 2.000 PZ FEMALE NON-RETURN CONNECTION JEM0244A0 P-TRAP 2.000 PZ ASSEMBLY RC1008A0 D9 ELASTIC 7.000 PZ CLIP RC1055A0 Ø25-40 H12 10.000 PZ STAINLESS STEEL PIPE CLIP RC1297A1 D10 T-SHAPED 1.000 PZ FITTING RC1360A0 10 - 10 JG 1.000 PZ ELBOW FITTIN RC1376A0 Ø6 Y-FITTING 1.000 PZ TB1099A0 TB3130A-D10 1.000 PZ WATER CONNECTING PIPE TB1177A0 FOOT PANEL 4.000 PZ 40X40 H58 OVERLAP LM TB1520A0 Int. Ø=38 TH=4 2.700 M DRAIN BLACK RUBBER PIPE TB1815A0 7,93x4,75 PE 2.000 M TRANSP. PIPE (JG #PE08100N)

VM2035A	DRAIN PIPE SUPPORT		XC648	LineMiss Top XFT200 STACKING KIT	<table border="1"> <tr> <td>VI1220A1</td> <td>4,2x12 TCB SELF-TAPPIN G SCREW</td> <td>16.000</td> <td>PZ</td> </tr> <tr> <td>VI1950A0</td> <td>ST. STEEL 4,2X13 TCB SELF-DRILLIN G SCREW</td> <td>10.000</td> <td>PZ</td> </tr> <tr> <td>VL1046A1</td> <td>D6 PIPE HOLDER - D6 J.G. TERMINAL</td> <td>6.000</td> <td>PZ</td> </tr> <tr> <td>VL1047A1</td> <td>D6 PIPE HOLDER - D8 J.G. TERMINAL</td> <td>4.000</td> <td>PZ</td> </tr> <tr> <td>VM1015A1</td> <td>STAINLESS STEEL Ø30x1.5 90° BEND</td> <td>1.000</td> <td>PZ</td> </tr> <tr> <td>VM1794A0</td> <td>250x4.8 PA66 BLACK CLAMP</td> <td>2.000</td> <td>PZ</td> </tr> <tr> <td>VM2035A0</td> <td>DRAIN PIPE SUPPORT</td> <td>1.000</td> <td>PZ</td> </tr> </table>	VI1220A1	4,2x12 TCB SELF-TAPPIN G SCREW	16.000	PZ	VI1950A0	ST. STEEL 4,2X13 TCB SELF-DRILLIN G SCREW	10.000	PZ	VL1046A1	D6 PIPE HOLDER - D6 J.G. TERMINAL	6.000	PZ	VL1047A1	D6 PIPE HOLDER - D8 J.G. TERMINAL	4.000	PZ	VM1015A1	STAINLESS STEEL Ø30x1.5 90° BEND	1.000	PZ	VM1794A0	250x4.8 PA66 BLACK CLAMP	2.000	PZ	VM2035A0	DRAIN PIPE SUPPORT	1.000	PZ				
VI1220A1	4,2x12 TCB SELF-TAPPIN G SCREW	16.000	PZ																																		
VI1950A0	ST. STEEL 4,2X13 TCB SELF-DRILLIN G SCREW	10.000	PZ																																		
VL1046A1	D6 PIPE HOLDER - D6 J.G. TERMINAL	6.000	PZ																																		
VL1047A1	D6 PIPE HOLDER - D8 J.G. TERMINAL	4.000	PZ																																		
VM1015A1	STAINLESS STEEL Ø30x1.5 90° BEND	1.000	PZ																																		
VM1794A0	250x4.8 PA66 BLACK CLAMP	2.000	PZ																																		
VM2035A0	DRAIN PIPE SUPPORT	1.000	PZ																																		
			KVM2035A	DRAIN PIPE SUPPORT 2 PCS. KI	<table border="1"> <tr> <td>VM1224A0</td> <td></td> <td>250.000</td> <td>MM</td> </tr> <tr> <td>VM2035A0</td> <td>DRAIN PIPE SUPPORT</td> <td>2.000</td> <td>PZ</td> </tr> </table>	VM1224A0		250.000	MM	VM2035A0	DRAIN PIPE SUPPORT	2.000	PZ																								
VM1224A0		250.000	MM																																		
VM2035A0	DRAIN PIPE SUPPORT	2.000	PZ																																		
VM2061A	ACCESSORIES CABLES WALL PASSING		XEC005	MIND.Maps UNOX.LINK + COOK.CODE SCANNER	<table border="1"> <tr> <td>0H7024A0</td> <td>BARCODE WELDED SUPPORT</td> <td>1.000</td> <td>PZ</td> </tr> <tr> <td>CE1065A0</td> <td>4x0.5 MICROFIT WIRE 4P-500mm-MIC ROFIT4P</td> <td>1.000</td> <td>PZ</td> </tr> <tr> <td>CE1830A0</td> <td>BAR CODE CABLE</td> <td>1.000</td> <td>PZ</td> </tr> <tr> <td>PE2050A0</td> <td>MM SOUS VIDE AND COOKCODE PROBE BOAR</td> <td>1.000</td> <td>PZ</td> </tr> <tr> <td>VI1220A1</td> <td>4,2x12 TCB SELF-TAPPIN G SCREW</td> <td>1.000</td> <td>PZ</td> </tr> <tr> <td>VI1850A0</td> <td>M4x6 NICKEL PLATED FIXING SCRE</td> <td>4.000</td> <td>PZ</td> </tr> <tr> <td>VI1950A0</td> <td>ST. STEEL 4,2X13 TCB SELF-DRILLIN G SCREW</td> <td>3.000</td> <td>PZ</td> </tr> <tr> <td>VI1988A0</td> <td>AUTOTHREAD ING SCREW 4,2x19 TCB+ INOX</td> <td>6.000</td> <td>PZ</td> </tr> </table>	0H7024A0	BARCODE WELDED SUPPORT	1.000	PZ	CE1065A0	4x0.5 MICROFIT WIRE 4P-500mm-MIC ROFIT4P	1.000	PZ	CE1830A0	BAR CODE CABLE	1.000	PZ	PE2050A0	MM SOUS VIDE AND COOKCODE PROBE BOAR	1.000	PZ	VI1220A1	4,2x12 TCB SELF-TAPPIN G SCREW	1.000	PZ	VI1850A0	M4x6 NICKEL PLATED FIXING SCRE	4.000	PZ	VI1950A0	ST. STEEL 4,2X13 TCB SELF-DRILLIN G SCREW	3.000	PZ	VI1988A0	AUTOTHREAD ING SCREW 4,2x19 TCB+ INOX	6.000	PZ
0H7024A0	BARCODE WELDED SUPPORT	1.000	PZ																																		
CE1065A0	4x0.5 MICROFIT WIRE 4P-500mm-MIC ROFIT4P	1.000	PZ																																		
CE1830A0	BAR CODE CABLE	1.000	PZ																																		
PE2050A0	MM SOUS VIDE AND COOKCODE PROBE BOAR	1.000	PZ																																		
VI1220A1	4,2x12 TCB SELF-TAPPIN G SCREW	1.000	PZ																																		
VI1850A0	M4x6 NICKEL PLATED FIXING SCRE	4.000	PZ																																		
VI1950A0	ST. STEEL 4,2X13 TCB SELF-DRILLIN G SCREW	3.000	PZ																																		
VI1988A0	AUTOTHREAD ING SCREW 4,2x19 TCB+ INOX	6.000	PZ																																		




VM2061A	ACCESSORIES CABLES WALL PASSING		XEC005	MIND.Maps UNOX.LINK + COOK.CODE SCANNER	<table border="1"> <tr> <td>VM1745A0</td> <td>CARD SUPPORT</td> <td>4.000</td> <td>PZ</td> </tr> <tr> <td>VM2061A0</td> <td>ACCESSORIES CABLES WALL PASSING</td> <td>1.000</td> <td>PZ</td> </tr> <tr> <td>VM2178A0</td> <td>BAR CODE DATALOGIC TOUCH TD110</td> <td>1.000</td> <td>PZ</td> </tr> </table>	VM1745A0	CARD SUPPORT	4.000	PZ	VM2061A0	ACCESSORIES CABLES WALL PASSING	1.000	PZ	VM2178A0	BAR CODE DATALOGIC TOUCH TD110	1.000	PZ																																																								
VM1745A0	CARD SUPPORT	4.000	PZ																																																																						
VM2061A0	ACCESSORIES CABLES WALL PASSING	1.000	PZ																																																																						
VM2178A0	BAR CODE DATALOGIC TOUCH TD110	1.000	PZ																																																																						
VM2074A	DRIP TRAY FIXING CLIP WITH SCREW		KVM1992A  KVM1991A  KVM1220A	E SERIES BAKERTOP DRIP TRAY  E SERIES CHEFTOP DRIP TRAY  CT/BT DRIP TRAY FIXING CLIPS 4PCS KIT	<table border="1"> <tr> <td>VM1220A0</td> <td>CLIP TO FIX DRIP TRAY C.T</td> <td>4.000</td> <td>PZ</td> </tr> <tr> <td>VM1794A0</td> <td>250x4.8 PA66 BLACK CLAMP</td> <td>2.000</td> <td>PZ</td> </tr> <tr> <td>VM1992A0</td> <td>E SERIES BAKERTOP DRIP TRAY</td> <td>1.000</td> <td>PZ</td> </tr> <tr> <td>VM2074A0</td> <td>DRIP TRAY FIXING CLIP WITH SCREW</td> <td>4.000</td> <td>PZ</td> </tr> <tr> <td>VM2103A0</td> <td>CLAMP LOCK</td> <td>2.000</td> <td>PZ</td> </tr> <tr> <td>IC1309A0</td> <td></td> <td>1.000</td> <td>PZ</td> </tr> <tr> <td>SC1015A0</td> <td></td> <td>1.000</td> <td>PZ</td> </tr> <tr> <td>VM1220A0</td> <td>CLIP TO FIX DRIP TRAY C.T</td> <td>4.000</td> <td>PZ</td> </tr> <tr> <td>VM1794A0</td> <td>250x4.8 PA66 BLACK CLAMP</td> <td>2.000</td> <td>PZ</td> </tr> <tr> <td>VM1991A0</td> <td>CHEFTOP E SERIES DRIP TRAY</td> <td>1.000</td> <td>PZ</td> </tr> <tr> <td>VM2074A0</td> <td>DRIP TRAY FIXING CLIP WITH SCREW</td> <td>4.000</td> <td>PZ</td> </tr> <tr> <td>VM2103A0</td> <td>CLAMP LOCK</td> <td>2.000</td> <td>PZ</td> </tr> <tr> <td>SC1015A0</td> <td></td> <td>1.000</td> <td>PZ</td> </tr> <tr> <td>VI1220A1</td> <td>4,2x12 TCB SELF-TAPPIN G SCREW</td> <td>4.000</td> <td>PZ</td> </tr> <tr> <td>VM1220A0</td> <td>CLIP TO FIX DRIP TRAY C.T</td> <td>4.000</td> <td>PZ</td> </tr> <tr> <td>VM1224A0</td> <td></td> <td>150.000</td> <td>MM</td> </tr> <tr> <td>VM2074A0</td> <td>DRIP TRAY FIXING CLIP WITH SCREW</td> <td>4.000</td> <td>PZ</td> </tr> </table>	VM1220A0	CLIP TO FIX DRIP TRAY C.T	4.000	PZ	VM1794A0	250x4.8 PA66 BLACK CLAMP	2.000	PZ	VM1992A0	E SERIES BAKERTOP DRIP TRAY	1.000	PZ	VM2074A0	DRIP TRAY FIXING CLIP WITH SCREW	4.000	PZ	VM2103A0	CLAMP LOCK	2.000	PZ	IC1309A0		1.000	PZ	SC1015A0		1.000	PZ	VM1220A0	CLIP TO FIX DRIP TRAY C.T	4.000	PZ	VM1794A0	250x4.8 PA66 BLACK CLAMP	2.000	PZ	VM1991A0	CHEFTOP E SERIES DRIP TRAY	1.000	PZ	VM2074A0	DRIP TRAY FIXING CLIP WITH SCREW	4.000	PZ	VM2103A0	CLAMP LOCK	2.000	PZ	SC1015A0		1.000	PZ	VI1220A1	4,2x12 TCB SELF-TAPPIN G SCREW	4.000	PZ	VM1220A0	CLIP TO FIX DRIP TRAY C.T	4.000	PZ	VM1224A0		150.000	MM	VM2074A0	DRIP TRAY FIXING CLIP WITH SCREW	4.000	PZ
VM1220A0	CLIP TO FIX DRIP TRAY C.T	4.000	PZ																																																																						
VM1794A0	250x4.8 PA66 BLACK CLAMP	2.000	PZ																																																																						
VM1992A0	E SERIES BAKERTOP DRIP TRAY	1.000	PZ																																																																						
VM2074A0	DRIP TRAY FIXING CLIP WITH SCREW	4.000	PZ																																																																						
VM2103A0	CLAMP LOCK	2.000	PZ																																																																						
IC1309A0		1.000	PZ																																																																						
SC1015A0		1.000	PZ																																																																						
VM1220A0	CLIP TO FIX DRIP TRAY C.T	4.000	PZ																																																																						
VM1794A0	250x4.8 PA66 BLACK CLAMP	2.000	PZ																																																																						
VM1991A0	CHEFTOP E SERIES DRIP TRAY	1.000	PZ																																																																						
VM2074A0	DRIP TRAY FIXING CLIP WITH SCREW	4.000	PZ																																																																						
VM2103A0	CLAMP LOCK	2.000	PZ																																																																						
SC1015A0		1.000	PZ																																																																						
VI1220A1	4,2x12 TCB SELF-TAPPIN G SCREW	4.000	PZ																																																																						
VM1220A0	CLIP TO FIX DRIP TRAY C.T	4.000	PZ																																																																						
VM1224A0		150.000	MM																																																																						
VM2074A0	DRIP TRAY FIXING CLIP WITH SCREW	4.000	PZ																																																																						



VM2249A	COOKING CHAMBER FRONT CORNER		KVM2249A	CHAMBER FRONT PROFILE CORNER KIT	<table border="1"> <tr> <td>VM1224A0</td> <td></td> <td>150.000</td> <td>MM</td> </tr> <tr> <td>VM2249A0</td> <td>COOKING CHAMBER FRONT CORNER</td> <td>1.000</td> <td>PZ</td> </tr> </table>	VM1224A0		150.000	MM	VM2249A0	COOKING CHAMBER FRONT CORNER	1.000	PZ				
VM1224A0		150.000	MM														
VM2249A0	COOKING CHAMBER FRONT CORNER	1.000	PZ														
VM2311A	SCREWS COVER		KVM2311A	SCREWS COVER PLATE KIT	<table border="1"> <tr> <td>VM1224A0</td> <td></td> <td>150.000</td> <td>MM</td> </tr> <tr> <td>VM2311A0</td> <td>SCREWS COVER</td> <td>1.000</td> <td>PZ</td> </tr> </table>	VM1224A0		150.000	MM	VM2311A0	SCREWS COVER	1.000	PZ				
VM1224A0		150.000	MM														
VM2311A0	SCREWS COVER	1.000	PZ														
VM2450A	THROUGH-WALL CONNECTION 3 PIPES		KVM2450A	3 PIPES THROUGH-WALL CONNECTION KIT	<table border="1"> <tr> <td>SC1015A0</td> <td></td> <td>1.000</td> <td>PZ</td> </tr> <tr> <td>VM1224A0</td> <td></td> <td>200.000</td> <td>MM</td> </tr> <tr> <td>VM2450A0</td> <td>THROUGH-WALL CONNECTION 3 PIPES</td> <td>1.000</td> <td>PZ</td> </tr> </table>	SC1015A0		1.000	PZ	VM1224A0		200.000	MM	VM2450A0	THROUGH-WALL CONNECTION 3 PIPES	1.000	PZ
SC1015A0		1.000	PZ														
VM1224A0		200.000	MM														
VM2450A0	THROUGH-WALL CONNECTION 3 PIPES	1.000	PZ														













ASM3006A/0.D03 - Door




ASM3006A/0.D03 - Door



0B1107A	XEVC-0511-E LEFT INT DOOR COLUMN		0B1107A1	XEVC-0511-E LEFT INT DOOR COLUMN	
0B1108A	XEVC-0511-E DOOR EXTERNAL RIGHT COLUMN		0B1108A0	XEVC-0511-E DOOR EXTERNAL RIGHT COLUMN	
0B1109A	XEVC-0511-E RIGHT INT DOOR COLUMN		0B1109A1	XEVC-0511-E RIGHT INT DOOR COLUMN	
0B1126A	DOOR LOWER FRAME SHAPE 860 MM		0B1126A0	DOOR LOWER FRAME SHAPE 860 MM	
0B1174A	XEBC-04EU-E LEFT EXT DOOR COLUMN		0B1174A0	XEBC-04EU-E LEFT EXT DOOR COLUMN	

OB1218A	MM DOUBLE GLASS DOOR UPPER BEAM 860		OB1218A0	MM DOUBLE GLASS DOOR UPPER BEAM 860													
OB1219A	MM DOUBLE GLASS DOOR INT UPPER BEAM 860		OB1219A1	MM DOUBLE GLASS DOOR INT UPPER BEAM 860													
CE1285A	EMI ROUND FERRITE MOD.2643801502		CE1285A0	EMI ROUND FERRITE MOD.2643801502													
CE1310A	POWER - CONTROL BOARD CONNECTING CABL		KCE1310A	CONTROL-POWER CONNECTION CABLE KIT	<table border="1"> <tr> <td>CE1285A0</td> <td>EMI ROUND FERRITE MOD.2643801502</td> <td>1.000</td> <td>PZ</td> </tr> <tr> <td>CE1290A0</td> <td>EXTRACTABL E FEMALE TERMINAL CPF 5/4</td> <td>1.000</td> <td>PZ</td> </tr> <tr> <td>CE1310A1</td> <td>POWER - CONTROL BOARD CONNECTING CABLE</td> <td>1.000</td> <td>PZ</td> </tr> </table>	CE1285A0	EMI ROUND FERRITE MOD.2643801502	1.000	PZ	CE1290A0	EXTRACTABL E FEMALE TERMINAL CPF 5/4	1.000	PZ	CE1310A1	POWER - CONTROL BOARD CONNECTING CABLE	1.000	PZ
CE1285A0	EMI ROUND FERRITE MOD.2643801502	1.000	PZ														
CE1290A0	EXTRACTABL E FEMALE TERMINAL CPF 5/4	1.000	PZ														
CE1310A1	POWER - CONTROL BOARD CONNECTING CABLE	1.000	PZ														
VE1030A	MAGNET FOR DOOR MICROSWITCH D=22,9mm		KVM2386B	MM -M LEFT DOOR LEFT LOWER CAP KI	<table border="1"> <tr> <td>IC1298A0</td> <td></td> <td>1.000</td> <td>PZ</td> </tr> <tr> <td>RC1200A0</td> <td>ED=4 WIRE D.=0.5 COMPRESSIO N SPRING</td> <td>2.000</td> <td>PZ</td> </tr> </table>	IC1298A0		1.000	PZ	RC1200A0	ED=4 WIRE D.=0.5 COMPRESSIO N SPRING	2.000	PZ				
IC1298A0		1.000	PZ														
RC1200A0	ED=4 WIRE D.=0.5 COMPRESSIO N SPRING	2.000	PZ														


VE1030A	MAGNET FOR DOOR MICROSWITCH D=22,9mm		KVM2386B	MM -M LEFT DOOR LEFT LOWER CAP KI	<table border="1"> <tr> <td>SC1010A0</td> <td>UNOX ENVELOPE FOR TECHN. DOCUMENTATION</td> <td>1.000</td> <td>PZ</td> </tr> <tr> <td>VE1030A1</td> <td>MAGNET FOR DOOR MICROSWITCH H D=22,9mm</td> <td>1.000</td> <td>PZ</td> </tr> <tr> <td>VI1220A1</td> <td>4,2x12 TCB SELF-TAPPING SCREW</td> <td>1.000</td> <td>PZ</td> </tr> <tr> <td>VI1930A1</td> <td>ST. STEEL 5X20 CHIP SCREW</td> <td>4.000</td> <td>PZ</td> </tr> <tr> <td>VI1996A0</td> <td>M5x35 SCREW</td> <td>4.000</td> <td>PZ</td> </tr> <tr> <td>VM2267A0</td> <td>INTERNAL GLASS LOCKING SYSTEM SLIDER</td> <td>1.000</td> <td>PZ</td> </tr> <tr> <td>VM2268A0</td> <td>DOOR MAGNET COVER</td> <td>1.000</td> <td>PZ</td> </tr> <tr> <td>VM2269B0</td> <td>INNER GLASS FIXING CAP</td> <td>1.000</td> <td>PZ</td> </tr> <tr> <td>VM2305A0</td> <td>6 SERIES DOOR CAP FIXING PAWL</td> <td>4.000</td> <td>PZ</td> </tr> <tr> <td>VM2386B0</td> <td>MM -M LEFT DOOR LEFT LOWER CAP KI</td> <td>1.000</td> <td>PZ</td> </tr> <tr> <td>IC1298A0</td> <td></td> <td>1.000</td> <td>PZ</td> </tr> <tr> <td>RC1200A0</td> <td>ED=4 WIRE D.=0.5 COMPRESSION SPRING</td> <td>2.000</td> <td>PZ</td> </tr> <tr> <td>SC1010A0</td> <td>UNOX ENVELOPE FOR TECHN. DOCUMENTATION</td> <td>1.000</td> <td>PZ</td> </tr> <tr> <td>VE1030A1</td> <td>MAGNET FOR DOOR MICROSWITCH H D=22,9mm</td> <td>1.000</td> <td>PZ</td> </tr> <tr> <td>VI1220A1</td> <td>4,2x12 TCB SELF-TAPPING SCREW</td> <td>1.000</td> <td>PZ</td> </tr> <tr> <td>VI1930A1</td> <td>ST. STEEL 5X20 CHIP SCREW</td> <td>4.000</td> <td>PZ</td> </tr> <tr> <td>VI1996A0</td> <td>M5x35 SCREW</td> <td>4.000</td> <td>PZ</td> </tr> </table>	SC1010A0	UNOX ENVELOPE FOR TECHN. DOCUMENTATION	1.000	PZ	VE1030A1	MAGNET FOR DOOR MICROSWITCH H D=22,9mm	1.000	PZ	VI1220A1	4,2x12 TCB SELF-TAPPING SCREW	1.000	PZ	VI1930A1	ST. STEEL 5X20 CHIP SCREW	4.000	PZ	VI1996A0	M5x35 SCREW	4.000	PZ	VM2267A0	INTERNAL GLASS LOCKING SYSTEM SLIDER	1.000	PZ	VM2268A0	DOOR MAGNET COVER	1.000	PZ	VM2269B0	INNER GLASS FIXING CAP	1.000	PZ	VM2305A0	6 SERIES DOOR CAP FIXING PAWL	4.000	PZ	VM2386B0	MM -M LEFT DOOR LEFT LOWER CAP KI	1.000	PZ	IC1298A0		1.000	PZ	RC1200A0	ED=4 WIRE D.=0.5 COMPRESSION SPRING	2.000	PZ	SC1010A0	UNOX ENVELOPE FOR TECHN. DOCUMENTATION	1.000	PZ	VE1030A1	MAGNET FOR DOOR MICROSWITCH H D=22,9mm	1.000	PZ	VI1220A1	4,2x12 TCB SELF-TAPPING SCREW	1.000	PZ	VI1930A1	ST. STEEL 5X20 CHIP SCREW	4.000	PZ	VI1996A0	M5x35 SCREW	4.000	PZ
SC1010A0	UNOX ENVELOPE FOR TECHN. DOCUMENTATION	1.000	PZ																																																																						
VE1030A1	MAGNET FOR DOOR MICROSWITCH H D=22,9mm	1.000	PZ																																																																						
VI1220A1	4,2x12 TCB SELF-TAPPING SCREW	1.000	PZ																																																																						
VI1930A1	ST. STEEL 5X20 CHIP SCREW	4.000	PZ																																																																						
VI1996A0	M5x35 SCREW	4.000	PZ																																																																						
VM2267A0	INTERNAL GLASS LOCKING SYSTEM SLIDER	1.000	PZ																																																																						
VM2268A0	DOOR MAGNET COVER	1.000	PZ																																																																						
VM2269B0	INNER GLASS FIXING CAP	1.000	PZ																																																																						
VM2305A0	6 SERIES DOOR CAP FIXING PAWL	4.000	PZ																																																																						
VM2386B0	MM -M LEFT DOOR LEFT LOWER CAP KI	1.000	PZ																																																																						
IC1298A0		1.000	PZ																																																																						
RC1200A0	ED=4 WIRE D.=0.5 COMPRESSION SPRING	2.000	PZ																																																																						
SC1010A0	UNOX ENVELOPE FOR TECHN. DOCUMENTATION	1.000	PZ																																																																						
VE1030A1	MAGNET FOR DOOR MICROSWITCH H D=22,9mm	1.000	PZ																																																																						
VI1220A1	4,2x12 TCB SELF-TAPPING SCREW	1.000	PZ																																																																						
VI1930A1	ST. STEEL 5X20 CHIP SCREW	4.000	PZ																																																																						
VI1996A0	M5x35 SCREW	4.000	PZ																																																																						
			KVM2385B	MM -M LEFT DOOR LEFT UPPER CAP KI																																																																					






PLATON SERVICE

8 (800) 500-34-47

www.platonservice.com

VE1030A	MAGNET FOR DOOR MICROSWITCH D=22,9mm		KVM2385B	MM -M LEFT DOOR LEFT UPPER CAP KI	<table border="1"> <tr> <td>VM2267A0</td> <td>INTERNAL GLASS LOCKING SYSTEM SLIDER</td> <td>1.000</td> <td>PZ</td> </tr> <tr> <td>VM2268A0</td> <td>DOOR MAGNET COVER</td> <td>1.000</td> <td>PZ</td> </tr> <tr> <td>VM2269B0</td> <td>INNER GLASS FIXING CAP</td> <td>1.000</td> <td>PZ</td> </tr> <tr> <td>VM2305A0</td> <td>6 SERIES DOOR CAP FIXING PAWL</td> <td>4.000</td> <td>PZ</td> </tr> <tr> <td>VM2385B0</td> <td>S6 LEFT OVENS UPPER LEFT CAP</td> <td>1.000</td> <td>PZ</td> </tr> </table>	VM2267A0	INTERNAL GLASS LOCKING SYSTEM SLIDER	1.000	PZ	VM2268A0	DOOR MAGNET COVER	1.000	PZ	VM2269B0	INNER GLASS FIXING CAP	1.000	PZ	VM2305A0	6 SERIES DOOR CAP FIXING PAWL	4.000	PZ	VM2385B0	S6 LEFT OVENS UPPER LEFT CAP	1.000	PZ																									
			VM2267A0	INTERNAL GLASS LOCKING SYSTEM SLIDER	1.000	PZ																																												
VM2268A0	DOOR MAGNET COVER	1.000	PZ																																															
VM2269B0	INNER GLASS FIXING CAP	1.000	PZ																																															
VM2305A0	6 SERIES DOOR CAP FIXING PAWL	4.000	PZ																																															
VM2385B0	S6 LEFT OVENS UPPER LEFT CAP	1.000	PZ																																															
KVM2262B	MIND.MAPS -M DOOR RIGHT UPPER CAP KIT	<table border="1"> <tr> <td>RC1200A0</td> <td>ED=4 WIRE D.=0.5 COMPRESSIO N SPRING</td> <td>2.000</td> <td>PZ</td> </tr> <tr> <td>SC1015A0</td> <td></td> <td>1.000</td> <td>PZ</td> </tr> <tr> <td>VE1030A1</td> <td>MAGNET FOR DOOR MICROSWITC H D=22,9mm</td> <td>1.000</td> <td>PZ</td> </tr> <tr> <td>VI1220A1</td> <td>4,2x12 TCB SELF-TAPPIN G SCREW</td> <td>1.000</td> <td>PZ</td> </tr> <tr> <td>VI1930A1</td> <td>ST. STEEL 5X20 CHIP SCREW</td> <td>4.000</td> <td>PZ</td> </tr> <tr> <td>VI1996A0</td> <td>M5x35 SCREW</td> <td>4.000</td> <td>PZ</td> </tr> <tr> <td>VM1224A0</td> <td></td> <td>300.000</td> <td>MM</td> </tr> <tr> <td>VM2262B0</td> <td>VM2262B0</td> <td>1.000</td> <td>PZ</td> </tr> <tr> <td>VM2267A0</td> <td>INTERNAL GLASS LOCKING SYSTEM SLIDER</td> <td>1.000</td> <td>PZ</td> </tr> <tr> <td>VM2268A0</td> <td>DOOR MAGNET COVER</td> <td>1.000</td> <td>PZ</td> </tr> <tr> <td>VM2269B0</td> <td>INNER GLASS FIXING CAP</td> <td>1.000</td> <td>PZ</td> </tr> <tr> <td>VM2305A0</td> <td>6 SERIES DOOR CAP FIXING PAWL</td> <td>4.000</td> <td>PZ</td> </tr> </table>	RC1200A0	ED=4 WIRE D.=0.5 COMPRESSIO N SPRING	2.000	PZ	SC1015A0		1.000	PZ	VE1030A1	MAGNET FOR DOOR MICROSWITC H D=22,9mm	1.000	PZ	VI1220A1	4,2x12 TCB SELF-TAPPIN G SCREW	1.000	PZ	VI1930A1	ST. STEEL 5X20 CHIP SCREW	4.000	PZ	VI1996A0	M5x35 SCREW	4.000	PZ	VM1224A0		300.000	MM	VM2262B0	VM2262B0	1.000	PZ	VM2267A0	INTERNAL GLASS LOCKING SYSTEM SLIDER	1.000	PZ	VM2268A0	DOOR MAGNET COVER	1.000	PZ	VM2269B0	INNER GLASS FIXING CAP	1.000	PZ	VM2305A0	6 SERIES DOOR CAP FIXING PAWL	4.000	PZ
RC1200A0	ED=4 WIRE D.=0.5 COMPRESSIO N SPRING	2.000	PZ																																															
SC1015A0		1.000	PZ																																															
VE1030A1	MAGNET FOR DOOR MICROSWITC H D=22,9mm	1.000	PZ																																															
VI1220A1	4,2x12 TCB SELF-TAPPIN G SCREW	1.000	PZ																																															
VI1930A1	ST. STEEL 5X20 CHIP SCREW	4.000	PZ																																															
VI1996A0	M5x35 SCREW	4.000	PZ																																															
VM1224A0		300.000	MM																																															
VM2262B0	VM2262B0	1.000	PZ																																															
VM2267A0	INTERNAL GLASS LOCKING SYSTEM SLIDER	1.000	PZ																																															
VM2268A0	DOOR MAGNET COVER	1.000	PZ																																															
VM2269B0	INNER GLASS FIXING CAP	1.000	PZ																																															
VM2305A0	6 SERIES DOOR CAP FIXING PAWL	4.000	PZ																																															
KVM2261B	MIND.MAPS -M DOOR RIGHT LOWER CAP KIT	<table border="1"> <tr> <td>RC1200A0</td> <td>ED=4 WIRE D.=0.5 COMPRESSIO N SPRING</td> <td>2.000</td> <td>PZ</td> </tr> </table>	RC1200A0	ED=4 WIRE D.=0.5 COMPRESSIO N SPRING	2.000	PZ																																												
RC1200A0	ED=4 WIRE D.=0.5 COMPRESSIO N SPRING	2.000	PZ																																															


VE1030A	MAGNET FOR DOOR MICROSWITCH D=22,9mm		KVM2261B	MIND.MAPS -M DOOR RIGHT LOWER CAP KIT	<table border="1"> <tr><td>SC1015A0</td><td>1.000</td><td>PZ</td></tr> <tr><td>VE1030A1</td><td>MAGNET FOR DOOR MICROSWITCH H D=22,9mm</td><td>1.000 PZ</td></tr> <tr><td>VI1220A1</td><td>4,2x12 TCB SELF-TAPPIN G SCREW</td><td>1.000 PZ</td></tr> <tr><td>VI1930A1</td><td>ST. STEEL 5X20 CHIP SCREW</td><td>4.000 PZ</td></tr> <tr><td>VI1996A0</td><td>M5x35 SCREW</td><td>4.000 PZ</td></tr> <tr><td>VM1224A0</td><td></td><td>200.000 MM</td></tr> <tr><td>VM2261B0</td><td>VM2261B0</td><td>1.000 PZ</td></tr> <tr><td>VM2267A0</td><td>INTERNAL GLASS LOCKING SYSTEM SLIDER</td><td>1.000 PZ</td></tr> <tr><td>VM2268A0</td><td>DOOR MAGNET COVER</td><td>1.000 PZ</td></tr> <tr><td>VM2269B0</td><td>INNER GLASS FIXING CAP</td><td>1.000 PZ</td></tr> <tr><td>VM2305A0</td><td>6 SERIES DOOR CAP FIXING PAWL</td><td>4.000 PZ</td></tr> </table>	SC1015A0	1.000	PZ	VE1030A1	MAGNET FOR DOOR MICROSWITCH H D=22,9mm	1.000 PZ	VI1220A1	4,2x12 TCB SELF-TAPPIN G SCREW	1.000 PZ	VI1930A1	ST. STEEL 5X20 CHIP SCREW	4.000 PZ	VI1996A0	M5x35 SCREW	4.000 PZ	VM1224A0		200.000 MM	VM2261B0	VM2261B0	1.000 PZ	VM2267A0	INTERNAL GLASS LOCKING SYSTEM SLIDER	1.000 PZ	VM2268A0	DOOR MAGNET COVER	1.000 PZ	VM2269B0	INNER GLASS FIXING CAP	1.000 PZ	VM2305A0	6 SERIES DOOR CAP FIXING PAWL	4.000 PZ
SC1015A0	1.000	PZ																																				
VE1030A1	MAGNET FOR DOOR MICROSWITCH H D=22,9mm	1.000 PZ																																				
VI1220A1	4,2x12 TCB SELF-TAPPIN G SCREW	1.000 PZ																																				
VI1930A1	ST. STEEL 5X20 CHIP SCREW	4.000 PZ																																				
VI1996A0	M5x35 SCREW	4.000 PZ																																				
VM1224A0		200.000 MM																																				
VM2261B0	VM2261B0	1.000 PZ																																				
VM2267A0	INTERNAL GLASS LOCKING SYSTEM SLIDER	1.000 PZ																																				
VM2268A0	DOOR MAGNET COVER	1.000 PZ																																				
VM2269B0	INNER GLASS FIXING CAP	1.000 PZ																																				
VM2305A0	6 SERIES DOOR CAP FIXING PAWL	4.000 PZ																																				
			KVE1030A	2 PCS MAGNET KIT FOR DOOR SWITCH	<table border="1"> <tr><td>SC1015A0</td><td>1.000</td><td>PZ</td></tr> <tr><td>VE1030A1</td><td>MAGNET FOR DOOR MICROSWITCH H D=22,9mm</td><td>2.000 PZ</td></tr> <tr><td>VI1220A1</td><td>4,2x12 TCB SELF-TAPPIN G SCREW</td><td>1.000 PZ</td></tr> <tr><td>VM1224A0</td><td></td><td>150.000 MM</td></tr> </table>	SC1015A0	1.000	PZ	VE1030A1	MAGNET FOR DOOR MICROSWITCH H D=22,9mm	2.000 PZ	VI1220A1	4,2x12 TCB SELF-TAPPIN G SCREW	1.000 PZ	VM1224A0		150.000 MM																					
SC1015A0	1.000	PZ																																				
VE1030A1	MAGNET FOR DOOR MICROSWITCH H D=22,9mm	2.000 PZ																																				
VI1220A1	4,2x12 TCB SELF-TAPPIN G SCREW	1.000 PZ																																				
VM1224A0		150.000 MM																																				
			KVE1020B	MICROSWITCH KIT	<table border="1"> <tr><td>CE1061A0</td><td>MINIFIT PLUG 2P-FC L100 ADAPTER WIR</td><td>1.000 PZ</td></tr> <tr><td>VE1020B0</td><td>MAGNET DOOR MICROSWITCH</td><td>1.000 PZ</td></tr> <tr><td>VE1030A1</td><td>MAGNET FOR DOOR MICROSWITCH H D=22,9mm</td><td>1.000 PZ</td></tr> <tr><td>VM1224A0</td><td></td><td>200.000 MM</td></tr> </table>	CE1061A0	MINIFIT PLUG 2P-FC L100 ADAPTER WIR	1.000 PZ	VE1020B0	MAGNET DOOR MICROSWITCH	1.000 PZ	VE1030A1	MAGNET FOR DOOR MICROSWITCH H D=22,9mm	1.000 PZ	VM1224A0		200.000 MM																					
CE1061A0	MINIFIT PLUG 2P-FC L100 ADAPTER WIR	1.000 PZ																																				
VE1020B0	MAGNET DOOR MICROSWITCH	1.000 PZ																																				
VE1030A1	MAGNET FOR DOOR MICROSWITCH H D=22,9mm	1.000 PZ																																				
VM1224A0		200.000 MM																																				

VE1030A	MAGNET FOR DOOR MICROSWITCH D=22,9mm		KVE1020A	MICROSWITCH KIT	<table border="1"> <tr> <td>VE1020A2</td> <td>MAGNETIC DOOR MICROSWITC</td> <td>1.000</td> <td>PZ</td> </tr> <tr> <td>VE1030A1</td> <td>MAGNET FOR DOOR MICROSWITC H D=22,9mm</td> <td>4.000</td> <td>PZ</td> </tr> <tr> <td>VM1224A0</td> <td></td> <td>250.000</td> <td>MM</td> </tr> </table>	VE1020A2	MAGNETIC DOOR MICROSWITC	1.000	PZ	VE1030A1	MAGNET FOR DOOR MICROSWITC H D=22,9mm	4.000	PZ	VM1224A0		250.000	MM																																																												
VE1020A2	MAGNETIC DOOR MICROSWITC	1.000	PZ																																																																										
VE1030A1	MAGNET FOR DOOR MICROSWITC H D=22,9mm	4.000	PZ																																																																										
VM1224A0		250.000	MM																																																																										
VI1930A	5x25 ST. STEEL SCREW CHIP		<p>KVM2516A</p> <p>KVM2456A</p> <p>KTB3316A</p> <p>KTB3306A</p>	<p>BL SP PROVER 2 PCS HANDLE END KI</p> <p>2 PCS BAKERLUX SHOP.PRO HANDLE END KIT</p> <p>BL SHOP.PRO 8 PROVER HANDLE TUBE KIT</p> <p>BL SHOP.PRO CAMILLA HANDLE TUBE KIT</p>	<table border="1"> <tr> <td>VI1147A0</td> <td>5X25 STAINLESS STEEL SCREW</td> <td>2.000</td> <td>PZ</td> </tr> <tr> <td>VI1930A0</td> <td>5x25 ST. STEEL SCREW CHIP</td> <td>2.000</td> <td>PZ</td> </tr> <tr> <td>VM2516A0</td> <td>BL SP PROVER HANDLE END</td> <td>2.000</td> <td>PZ</td> </tr> <tr> <td>SC1015A0</td> <td></td> <td>1.000</td> <td>PZ</td> </tr> <tr> <td>VI1147A0</td> <td>5X25 STAINLESS STEEL SCREW</td> <td>4.000</td> <td>PZ</td> </tr> <tr> <td>VI1930A0</td> <td>5x25 ST. STEEL SCREW CHIP</td> <td>4.000</td> <td>PZ</td> </tr> <tr> <td>VM1224A0</td> <td></td> <td>200.000</td> <td>MM</td> </tr> <tr> <td>VM2456A0</td> <td>BAKERLUX SHOP.PRO HANDLE END</td> <td>1.000</td> <td>PZ</td> </tr> <tr> <td>VM2489A0</td> <td>SP HANDLE END KIT + STYLUS KIT</td> <td>1.000</td> <td>PZ</td> </tr> <tr> <td>VM2527A0</td> <td>STYLUS PEN FOR SP</td> <td>1.000</td> <td>PZ</td> </tr> <tr> <td>JEM0555A0</td> <td></td> <td>1.000</td> <td>PZ</td> </tr> <tr> <td>VI1147A0</td> <td>5X25 STAINLESS STEEL SCREW</td> <td>2.000</td> <td>PZ</td> </tr> <tr> <td>VI1930A0</td> <td>5x25 ST. STEEL SCREW CHIP</td> <td>2.000</td> <td>PZ</td> </tr> <tr> <td>IC1308A0</td> <td></td> <td>1.000</td> <td>PZ</td> </tr> <tr> <td>JEM0519A0</td> <td></td> <td>1.000</td> <td>PZ</td> </tr> <tr> <td>SC1015A0</td> <td></td> <td>1.000</td> <td>PZ</td> </tr> <tr> <td>VI1147A0</td> <td>5X25 STAINLESS STEEL SCREW</td> <td>4.000</td> <td>PZ</td> </tr> <tr> <td>VI1930A0</td> <td>5x25 ST. STEEL SCREW CHIP</td> <td>4.000</td> <td>PZ</td> </tr> </table>	VI1147A0	5X25 STAINLESS STEEL SCREW	2.000	PZ	VI1930A0	5x25 ST. STEEL SCREW CHIP	2.000	PZ	VM2516A0	BL SP PROVER HANDLE END	2.000	PZ	SC1015A0		1.000	PZ	VI1147A0	5X25 STAINLESS STEEL SCREW	4.000	PZ	VI1930A0	5x25 ST. STEEL SCREW CHIP	4.000	PZ	VM1224A0		200.000	MM	VM2456A0	BAKERLUX SHOP.PRO HANDLE END	1.000	PZ	VM2489A0	SP HANDLE END KIT + STYLUS KIT	1.000	PZ	VM2527A0	STYLUS PEN FOR SP	1.000	PZ	JEM0555A0		1.000	PZ	VI1147A0	5X25 STAINLESS STEEL SCREW	2.000	PZ	VI1930A0	5x25 ST. STEEL SCREW CHIP	2.000	PZ	IC1308A0		1.000	PZ	JEM0519A0		1.000	PZ	SC1015A0		1.000	PZ	VI1147A0	5X25 STAINLESS STEEL SCREW	4.000	PZ	VI1930A0	5x25 ST. STEEL SCREW CHIP	4.000	PZ
VI1147A0	5X25 STAINLESS STEEL SCREW	2.000	PZ																																																																										
VI1930A0	5x25 ST. STEEL SCREW CHIP	2.000	PZ																																																																										
VM2516A0	BL SP PROVER HANDLE END	2.000	PZ																																																																										
SC1015A0		1.000	PZ																																																																										
VI1147A0	5X25 STAINLESS STEEL SCREW	4.000	PZ																																																																										
VI1930A0	5x25 ST. STEEL SCREW CHIP	4.000	PZ																																																																										
VM1224A0		200.000	MM																																																																										
VM2456A0	BAKERLUX SHOP.PRO HANDLE END	1.000	PZ																																																																										
VM2489A0	SP HANDLE END KIT + STYLUS KIT	1.000	PZ																																																																										
VM2527A0	STYLUS PEN FOR SP	1.000	PZ																																																																										
JEM0555A0		1.000	PZ																																																																										
VI1147A0	5X25 STAINLESS STEEL SCREW	2.000	PZ																																																																										
VI1930A0	5x25 ST. STEEL SCREW CHIP	2.000	PZ																																																																										
IC1308A0		1.000	PZ																																																																										
JEM0519A0		1.000	PZ																																																																										
SC1015A0		1.000	PZ																																																																										
VI1147A0	5X25 STAINLESS STEEL SCREW	4.000	PZ																																																																										
VI1930A0	5x25 ST. STEEL SCREW CHIP	4.000	PZ																																																																										





VI1930A	5x25 ST. STEEL SCREW CHIP		KTB3305A	BL SHOP.PRO VITTORIA HANDLE TUBE KIT	<table border="1"> <tr><td>JEM0518A0</td><td>1.000</td><td>PZ</td></tr> <tr><td>VI1147A0</td><td>5X25 STAINLESS STEEL SCREW</td><td>4.000 PZ</td></tr> <tr><td>VI1930A0</td><td>5x25 ST. STEEL SCREW CHIP</td><td>4.000 PZ</td></tr> </table>	JEM0518A0	1.000	PZ	VI1147A0	5X25 STAINLESS STEEL SCREW	4.000 PZ	VI1930A0	5x25 ST. STEEL SCREW CHIP	4.000 PZ									
			JEM0518A0	1.000	PZ																		
			VI1147A0	5X25 STAINLESS STEEL SCREW	4.000 PZ																		
			VI1930A0	5x25 ST. STEEL SCREW CHIP	4.000 PZ																		
KTB3303A	BL SP STE-ELE LATER DOOR HANDLE TUBE KIT	<table border="1"> <tr><td>JEM0516A0</td><td>1.000</td><td>PZ</td></tr> <tr><td>VI1147A0</td><td>5X25 STAINLESS STEEL SCREW</td><td>4.000 PZ</td></tr> <tr><td>VI1930A0</td><td>5x25 ST. STEEL SCREW CHIP</td><td>4.000 PZ</td></tr> </table>	JEM0516A0	1.000	PZ	VI1147A0	5X25 STAINLESS STEEL SCREW	4.000 PZ	VI1930A0	5x25 ST. STEEL SCREW CHIP	4.000 PZ												
JEM0516A0	1.000	PZ																					
VI1147A0	5X25 STAINLESS STEEL SCREW	4.000 PZ																					
VI1930A0	5x25 ST. STEEL SCREW CHIP	4.000 PZ																					
KTB3302A	BL SP 600X400 DROPDOWN HANDLE TUBE KIT	<table border="1"> <tr><td>JEM0515A0</td><td>1.000</td><td>PZ</td></tr> <tr><td>VI1147A0</td><td>5X25 STAINLESS STEEL SCREW</td><td>4.000 PZ</td></tr> <tr><td>VI1930A0</td><td>5x25 ST. STEEL SCREW CHIP</td><td>4.000 PZ</td></tr> </table>	JEM0515A0	1.000	PZ	VI1147A0	5X25 STAINLESS STEEL SCREW	4.000 PZ	VI1930A0	5x25 ST. STEEL SCREW CHIP	4.000 PZ												
JEM0515A0	1.000	PZ																					
VI1147A0	5X25 STAINLESS STEEL SCREW	4.000 PZ																					
VI1930A0	5x25 ST. STEEL SCREW CHIP	4.000 PZ																					
KTB3301A	BL SP 460X330 DROPDOWN HANDLE TUBE KIT	<table border="1"> <tr><td>JEM0514A0</td><td>1.000</td><td>PZ</td></tr> <tr><td>VI1147A0</td><td>5X25 STAINLESS STEEL SCREW</td><td>4.000 PZ</td></tr> <tr><td>VI1930A0</td><td>5x25 ST. STEEL SCREW CHIP</td><td>4.000 PZ</td></tr> </table>	JEM0514A0	1.000	PZ	VI1147A0	5X25 STAINLESS STEEL SCREW	4.000 PZ	VI1930A0	5x25 ST. STEEL SCREW CHIP	4.000 PZ												
JEM0514A0	1.000	PZ																					
VI1147A0	5X25 STAINLESS STEEL SCREW	4.000 PZ																					
VI1930A0	5x25 ST. STEEL SCREW CHIP	4.000 PZ																					
			KPE2109A	BL SHOP.PRO TOUCH CONTROL BOARD KIT	<table border="1"> <tr><td>IC1306A0</td><td>1.000</td><td>PZ</td></tr> <tr><td>PE2109A3</td><td>SP TOUCH COMPLETE CONTROL BOARD</td><td>1.000 PZ</td></tr> <tr><td>SC1015A0</td><td>1.000</td><td>PZ</td></tr> <tr><td>VI1147A0</td><td>5X25 STAINLESS STEEL SCREW</td><td>2.000 PZ</td></tr> <tr><td>VI1930A0</td><td>5x25 ST. STEEL SCREW CHIP</td><td>2.000 PZ</td></tr> <tr><td>VM2147A0</td><td>1.000</td><td>PZ</td></tr> </table>	IC1306A0	1.000	PZ	PE2109A3	SP TOUCH COMPLETE CONTROL BOARD	1.000 PZ	SC1015A0	1.000	PZ	VI1147A0	5X25 STAINLESS STEEL SCREW	2.000 PZ	VI1930A0	5x25 ST. STEEL SCREW CHIP	2.000 PZ	VM2147A0	1.000	PZ
IC1306A0	1.000	PZ																					
PE2109A3	SP TOUCH COMPLETE CONTROL BOARD	1.000 PZ																					
SC1015A0	1.000	PZ																					
VI1147A0	5X25 STAINLESS STEEL SCREW	2.000 PZ																					
VI1930A0	5x25 ST. STEEL SCREW CHIP	2.000 PZ																					
VM2147A0	1.000	PZ																					



VI1930A	5x25 ST. STEEL SCREW CHIP		KPE2107A	BAKERLUX SP LED CONTROL BOARD KIT	<table border="1"> <tr> <td>PE2107A2</td> <td>BAKERLUX SHOP.PRO LED COMPLETE CONTROL</td> <td>1.000</td> <td>PZ</td> </tr> <tr> <td>VI1147A0</td> <td>5X25 STAINLESS STEEL SCREW</td> <td>2.000</td> <td>PZ</td> </tr> <tr> <td>VI1930A0</td> <td>5x25 ST. STEEL SCREW CHIP</td> <td>2.000</td> <td>PZ</td> </tr> </table>	PE2107A2	BAKERLUX SHOP.PRO LED COMPLETE CONTROL	1.000	PZ	VI1147A0	5X25 STAINLESS STEEL SCREW	2.000	PZ	VI1930A0	5x25 ST. STEEL SCREW CHIP	2.000	PZ
PE2107A2	BAKERLUX SHOP.PRO LED COMPLETE CONTROL	1.000	PZ														
VI1147A0	5X25 STAINLESS STEEL SCREW	2.000	PZ														
VI1930A0	5x25 ST. STEEL SCREW CHIP	2.000	PZ														
			KPE2105A	BAKERLUX SP GO CONTROL BOARD KIT	<table border="1"> <tr> <td>PE2105A2</td> <td>BLSP GO COMPLETE CONTROL</td> <td>1.000</td> <td>PZ</td> </tr> <tr> <td>VI1147A0</td> <td>5X25 STAINLESS STEEL SCREW</td> <td>2.000</td> <td>PZ</td> </tr> <tr> <td>VI1930A0</td> <td>5x25 ST. STEEL SCREW CHIP</td> <td>2.000</td> <td>PZ</td> </tr> </table>	PE2105A2	BLSP GO COMPLETE CONTROL	1.000	PZ	VI1147A0	5X25 STAINLESS STEEL SCREW	2.000	PZ	VI1930A0	5x25 ST. STEEL SCREW CHIP	2.000	PZ
PE2105A2	BLSP GO COMPLETE CONTROL	1.000	PZ														
VI1147A0	5X25 STAINLESS STEEL SCREW	2.000	PZ														
VI1930A0	5x25 ST. STEEL SCREW CHIP	2.000	PZ														
VI1996A	M5x35 SCREW		VI1996A0	M5x35 SCREW													
VM2262A	6 SERIES DOOR UPPER RIGHT CAP		KVM2262A	MIND.MAPS DOOR RIGHT UPPER CAP KIT	<table border="1"> <tr> <td>VM2262A1</td> <td>6 SERIES DOOR UPPER RIGHT CAP</td> <td>1.000</td> <td>PZ</td> </tr> </table>	VM2262A1	6 SERIES DOOR UPPER RIGHT CAP	1.000	PZ								
VM2262A1	6 SERIES DOOR UPPER RIGHT CAP	1.000	PZ														
VM2267A	INTERNAL GLASS LOCKING SYSTEM SLIDER		VM2267A0	INTERNAL GLASS LOCKING SYSTEM SLIDER													


VM2268A	DOOR MAGNET COVER		KVM2386B	MM -M LEFT DOOR LEFT LOWER CAP KI	<table border="1"> <tr> <td>IC1298A0</td> <td></td> <td>1.000</td> <td>PZ</td> </tr> <tr> <td>RC1200A0</td> <td>ED=4 WIRE D.=0.5 COMPRESSIO N SPRING</td> <td>2.000</td> <td>PZ</td> </tr> <tr> <td>SC1010A0</td> <td>UNOX ENVELOPE FOR TECHN. DOCUMENTAT ION</td> <td>1.000</td> <td>PZ</td> </tr> <tr> <td>VE1030A1</td> <td>MAGNET FOR DOOR MICROSWITC H D=22.9mm</td> <td>1.000</td> <td>PZ</td> </tr> <tr> <td>VI1220A1</td> <td>4,2x12 TCB SELF-TAPPIN G SCREW</td> <td>1.000</td> <td>PZ</td> </tr> <tr> <td>VI1930A1</td> <td>ST. STEEL 5X20 CHIP SCREW</td> <td>4.000</td> <td>PZ</td> </tr> <tr> <td>VI1996A0</td> <td>M5x35 SCREW</td> <td>4.000</td> <td>PZ</td> </tr> <tr> <td>VM2267A0</td> <td>INTERNAL GLASS LOCKING SYSTEM SLIDER</td> <td>1.000</td> <td>PZ</td> </tr> <tr> <td>VM2268A0</td> <td>DOOR MAGNET COVER</td> <td>1.000</td> <td>PZ</td> </tr> <tr> <td>VM2269B0</td> <td>INNER GLASS FIXING CAP</td> <td>1.000</td> <td>PZ</td> </tr> <tr> <td>VM2305A0</td> <td>6 SERIES DOOR CAP FIXING PAWL</td> <td>4.000</td> <td>PZ</td> </tr> <tr> <td>VM2386B0</td> <td>MM -M LEFT DOOR LEFT LOWER CAP KI</td> <td>1.000</td> <td>PZ</td> </tr> </table>	IC1298A0		1.000	PZ	RC1200A0	ED=4 WIRE D.=0.5 COMPRESSIO N SPRING	2.000	PZ	SC1010A0	UNOX ENVELOPE FOR TECHN. DOCUMENTAT ION	1.000	PZ	VE1030A1	MAGNET FOR DOOR MICROSWITC H D=22.9mm	1.000	PZ	VI1220A1	4,2x12 TCB SELF-TAPPIN G SCREW	1.000	PZ	VI1930A1	ST. STEEL 5X20 CHIP SCREW	4.000	PZ	VI1996A0	M5x35 SCREW	4.000	PZ	VM2267A0	INTERNAL GLASS LOCKING SYSTEM SLIDER	1.000	PZ	VM2268A0	DOOR MAGNET COVER	1.000	PZ	VM2269B0	INNER GLASS FIXING CAP	1.000	PZ	VM2305A0	6 SERIES DOOR CAP FIXING PAWL	4.000	PZ	VM2386B0	MM -M LEFT DOOR LEFT LOWER CAP KI	1.000	PZ
			IC1298A0		1.000	PZ																																															
RC1200A0	ED=4 WIRE D.=0.5 COMPRESSIO N SPRING	2.000	PZ																																																		
SC1010A0	UNOX ENVELOPE FOR TECHN. DOCUMENTAT ION	1.000	PZ																																																		
VE1030A1	MAGNET FOR DOOR MICROSWITC H D=22.9mm	1.000	PZ																																																		
VI1220A1	4,2x12 TCB SELF-TAPPIN G SCREW	1.000	PZ																																																		
VI1930A1	ST. STEEL 5X20 CHIP SCREW	4.000	PZ																																																		
VI1996A0	M5x35 SCREW	4.000	PZ																																																		
VM2267A0	INTERNAL GLASS LOCKING SYSTEM SLIDER	1.000	PZ																																																		
VM2268A0	DOOR MAGNET COVER	1.000	PZ																																																		
VM2269B0	INNER GLASS FIXING CAP	1.000	PZ																																																		
VM2305A0	6 SERIES DOOR CAP FIXING PAWL	4.000	PZ																																																		
VM2386B0	MM -M LEFT DOOR LEFT LOWER CAP KI	1.000	PZ																																																		
			KVM2385B	MM -M LEFT DOOR LEFT UPPER CAP KI	<table border="1"> <tr> <td>IC1298A0</td> <td></td> <td>1.000</td> <td>PZ</td> </tr> <tr> <td>RC1200A0</td> <td>ED=4 WIRE D.=0.5 COMPRESSIO N SPRING</td> <td>2.000</td> <td>PZ</td> </tr> <tr> <td>SC1010A0</td> <td>UNOX ENVELOPE FOR TECHN. DOCUMENTAT ION</td> <td>1.000</td> <td>PZ</td> </tr> <tr> <td>VE1030A1</td> <td>MAGNET FOR DOOR MICROSWITC H D=22.9mm</td> <td>1.000</td> <td>PZ</td> </tr> </table>	IC1298A0		1.000	PZ	RC1200A0	ED=4 WIRE D.=0.5 COMPRESSIO N SPRING	2.000	PZ	SC1010A0	UNOX ENVELOPE FOR TECHN. DOCUMENTAT ION	1.000	PZ	VE1030A1	MAGNET FOR DOOR MICROSWITC H D=22.9mm	1.000	PZ																																
IC1298A0		1.000	PZ																																																		
RC1200A0	ED=4 WIRE D.=0.5 COMPRESSIO N SPRING	2.000	PZ																																																		
SC1010A0	UNOX ENVELOPE FOR TECHN. DOCUMENTAT ION	1.000	PZ																																																		
VE1030A1	MAGNET FOR DOOR MICROSWITC H D=22.9mm	1.000	PZ																																																		






PLATON SERVICE  
8 (800) 500-34-47  
www.platonservice.com

VM2268A	DOOR MAGNET COVER		KVM2385B	MM -M LEFT DOOR LEFT UPPER CAP KI	<table border="1"> <tr> <td>VI1220A1</td> <td>4,2x12 TCB SELF-TAPPIN G SCREW</td> <td>1.000</td> <td>PZ</td> </tr> <tr> <td>VI1930A1</td> <td>ST. STEEL 5X20 CHIP SCREW</td> <td>4.000</td> <td>PZ</td> </tr> <tr> <td>VI1996A0</td> <td>M5x35 SCREW</td> <td>4.000</td> <td>PZ</td> </tr> <tr> <td>VM2267A0</td> <td>INTERNAL GLASS LOCKING SYSTEM SLIDER</td> <td>1.000</td> <td>PZ</td> </tr> <tr> <td>VM2268A0</td> <td>DOOR MAGNET COVER</td> <td>1.000</td> <td>PZ</td> </tr> <tr> <td>VM2269B0</td> <td>INNER GLASS FIXING CAP</td> <td>1.000</td> <td>PZ</td> </tr> <tr> <td>VM2305A0</td> <td>6 SERIES DOOR CAP FIXING PAWL</td> <td>4.000</td> <td>PZ</td> </tr> <tr> <td>VM2385B0</td> <td>S6 LEFT OVENS UPPER LEFT CAP</td> <td>1.000</td> <td>PZ</td> </tr> </table>	VI1220A1	4,2x12 TCB SELF-TAPPIN G SCREW	1.000	PZ	VI1930A1	ST. STEEL 5X20 CHIP SCREW	4.000	PZ	VI1996A0	M5x35 SCREW	4.000	PZ	VM2267A0	INTERNAL GLASS LOCKING SYSTEM SLIDER	1.000	PZ	VM2268A0	DOOR MAGNET COVER	1.000	PZ	VM2269B0	INNER GLASS FIXING CAP	1.000	PZ	VM2305A0	6 SERIES DOOR CAP FIXING PAWL	4.000	PZ	VM2385B0	S6 LEFT OVENS UPPER LEFT CAP	1.000	PZ				
VI1220A1	4,2x12 TCB SELF-TAPPIN G SCREW	1.000	PZ																																						
VI1930A1	ST. STEEL 5X20 CHIP SCREW	4.000	PZ																																						
VI1996A0	M5x35 SCREW	4.000	PZ																																						
VM2267A0	INTERNAL GLASS LOCKING SYSTEM SLIDER	1.000	PZ																																						
VM2268A0	DOOR MAGNET COVER	1.000	PZ																																						
VM2269B0	INNER GLASS FIXING CAP	1.000	PZ																																						
VM2305A0	6 SERIES DOOR CAP FIXING PAWL	4.000	PZ																																						
VM2385B0	S6 LEFT OVENS UPPER LEFT CAP	1.000	PZ																																						
			KVM2268A	DOOR MAGNET COVER KIT	<table border="1"> <tr> <td>SC1015A0</td> <td></td> <td>1.000</td> <td>PZ</td> </tr> <tr> <td>VM1224A0</td> <td></td> <td>200.000</td> <td>MM</td> </tr> <tr> <td>VM2268A0</td> <td>DOOR MAGNET COVER</td> <td>1.000</td> <td>PZ</td> </tr> </table>	SC1015A0		1.000	PZ	VM1224A0		200.000	MM	VM2268A0	DOOR MAGNET COVER	1.000	PZ																								
SC1015A0		1.000	PZ																																						
VM1224A0		200.000	MM																																						
VM2268A0	DOOR MAGNET COVER	1.000	PZ																																						
			KVM2262B	MIND.MAPS -M DOOR RIGHT UPPER CAP KIT	<table border="1"> <tr> <td>RC1200A0</td> <td>ED=4 WIRE D=0.5 COMPRESSIO N SPRING</td> <td>2.000</td> <td>PZ</td> </tr> <tr> <td>SC1015A0</td> <td></td> <td>1.000</td> <td>PZ</td> </tr> <tr> <td>VE1030A1</td> <td>MAGNET FOR DOOR MICROSWITC H D=22,9mm</td> <td>1.000</td> <td>PZ</td> </tr> <tr> <td>VI1220A1</td> <td>4,2x12 TCB SELF-TAPPIN G SCREW</td> <td>1.000</td> <td>PZ</td> </tr> <tr> <td>VI1930A1</td> <td>ST. STEEL 5X20 CHIP SCREW</td> <td>4.000</td> <td>PZ</td> </tr> <tr> <td>VI1996A0</td> <td>M5x35 SCREW</td> <td>4.000</td> <td>PZ</td> </tr> <tr> <td>VM1224A0</td> <td></td> <td>300.000</td> <td>MM</td> </tr> <tr> <td>VM2262B0</td> <td>VM2262B0</td> <td>1.000</td> <td>PZ</td> </tr> <tr> <td>VM2267A0</td> <td>INTERNAL GLASS LOCKING SYSTEM SLIDER</td> <td>1.000</td> <td>PZ</td> </tr> </table>	RC1200A0	ED=4 WIRE D=0.5 COMPRESSIO N SPRING	2.000	PZ	SC1015A0		1.000	PZ	VE1030A1	MAGNET FOR DOOR MICROSWITC H D=22,9mm	1.000	PZ	VI1220A1	4,2x12 TCB SELF-TAPPIN G SCREW	1.000	PZ	VI1930A1	ST. STEEL 5X20 CHIP SCREW	4.000	PZ	VI1996A0	M5x35 SCREW	4.000	PZ	VM1224A0		300.000	MM	VM2262B0	VM2262B0	1.000	PZ	VM2267A0	INTERNAL GLASS LOCKING SYSTEM SLIDER	1.000	PZ
RC1200A0	ED=4 WIRE D=0.5 COMPRESSIO N SPRING	2.000	PZ																																						
SC1015A0		1.000	PZ																																						
VE1030A1	MAGNET FOR DOOR MICROSWITC H D=22,9mm	1.000	PZ																																						
VI1220A1	4,2x12 TCB SELF-TAPPIN G SCREW	1.000	PZ																																						
VI1930A1	ST. STEEL 5X20 CHIP SCREW	4.000	PZ																																						
VI1996A0	M5x35 SCREW	4.000	PZ																																						
VM1224A0		300.000	MM																																						
VM2262B0	VM2262B0	1.000	PZ																																						
VM2267A0	INTERNAL GLASS LOCKING SYSTEM SLIDER	1.000	PZ																																						


VM2268A	DOOR MAGNET COVER		KVM2262B	MIND.MAPS -M DOOR RIGHT UPPER CAP KIT	<table border="1"> <tr> <td>VM2268A0</td> <td>DOOR MAGNET COVER</td> <td>1.000</td> <td>PZ</td> </tr> <tr> <td>VM2269B0</td> <td>INNER GLASS FIXING CAP</td> <td>1.000</td> <td>PZ</td> </tr> <tr> <td>VM2305A0</td> <td>6 SERIES DOOR CAP FIXING PAWL</td> <td>4.000</td> <td>PZ</td> </tr> </table>	VM2268A0	DOOR MAGNET COVER	1.000	PZ	VM2269B0	INNER GLASS FIXING CAP	1.000	PZ	VM2305A0	6 SERIES DOOR CAP FIXING PAWL	4.000	PZ																																	
			VM2268A0	DOOR MAGNET COVER	1.000	PZ																																												
VM2269B0	INNER GLASS FIXING CAP	1.000	PZ																																															
VM2305A0	6 SERIES DOOR CAP FIXING PAWL	4.000	PZ																																															
KVM2261B	MIND.MAPS -M DOOR RIGHT LOWER CAP KIT	<table border="1"> <tr> <td>RC1200A0</td> <td>ED=4 WIRE D.=0.5 COMPRESSIO N SPRING</td> <td>2.000</td> <td>PZ</td> </tr> <tr> <td>SC1015A0</td> <td></td> <td>1.000</td> <td>PZ</td> </tr> <tr> <td>VE1030A1</td> <td>MAGNET FOR DOOR MICROSWITC H D=22.9mm</td> <td>1.000</td> <td>PZ</td> </tr> <tr> <td>VI1220A1</td> <td>4,2x12 TCB SELF-TAPPIN G SCREW</td> <td>1.000</td> <td>PZ</td> </tr> <tr> <td>VI1930A1</td> <td>ST. STEEL 5X20 CHIP SCREW</td> <td>4.000</td> <td>PZ</td> </tr> <tr> <td>VI1996A0</td> <td>M5x35 SCREW</td> <td>4.000</td> <td>PZ</td> </tr> <tr> <td>VM1224A0</td> <td></td> <td>200.000</td> <td>MM</td> </tr> <tr> <td>VM2261B0</td> <td>VM2261B0</td> <td>1.000</td> <td>PZ</td> </tr> <tr> <td>VM2267A0</td> <td>INTERNAL GLASS LOCKING SYSTEM SLIDER</td> <td>1.000</td> <td>PZ</td> </tr> <tr> <td>VM2268A0</td> <td>DOOR MAGNET COVER</td> <td>1.000</td> <td>PZ</td> </tr> <tr> <td>VM2269B0</td> <td>INNER GLASS FIXING CAP</td> <td>1.000</td> <td>PZ</td> </tr> <tr> <td>VM2305A0</td> <td>6 SERIES DOOR CAP FIXING PAWL</td> <td>4.000</td> <td>PZ</td> </tr> </table>	RC1200A0	ED=4 WIRE D.=0.5 COMPRESSIO N SPRING	2.000	PZ	SC1015A0		1.000	PZ	VE1030A1	MAGNET FOR DOOR MICROSWITC H D=22.9mm	1.000	PZ	VI1220A1	4,2x12 TCB SELF-TAPPIN G SCREW	1.000	PZ	VI1930A1	ST. STEEL 5X20 CHIP SCREW	4.000	PZ	VI1996A0	M5x35 SCREW	4.000	PZ	VM1224A0		200.000	MM	VM2261B0	VM2261B0	1.000	PZ	VM2267A0	INTERNAL GLASS LOCKING SYSTEM SLIDER	1.000	PZ	VM2268A0	DOOR MAGNET COVER	1.000	PZ	VM2269B0	INNER GLASS FIXING CAP	1.000	PZ	VM2305A0	6 SERIES DOOR CAP FIXING PAWL	4.000	PZ
RC1200A0	ED=4 WIRE D.=0.5 COMPRESSIO N SPRING	2.000	PZ																																															
SC1015A0		1.000	PZ																																															
VE1030A1	MAGNET FOR DOOR MICROSWITC H D=22.9mm	1.000	PZ																																															
VI1220A1	4,2x12 TCB SELF-TAPPIN G SCREW	1.000	PZ																																															
VI1930A1	ST. STEEL 5X20 CHIP SCREW	4.000	PZ																																															
VI1996A0	M5x35 SCREW	4.000	PZ																																															
VM1224A0		200.000	MM																																															
VM2261B0	VM2261B0	1.000	PZ																																															
VM2267A0	INTERNAL GLASS LOCKING SYSTEM SLIDER	1.000	PZ																																															
VM2268A0	DOOR MAGNET COVER	1.000	PZ																																															
VM2269B0	INNER GLASS FIXING CAP	1.000	PZ																																															
VM2305A0	6 SERIES DOOR CAP FIXING PAWL	4.000	PZ																																															
VM2269A	INTERNAL GLASS LOCKING SYSTEM CAP		KVM2269A	INNER GLASS FIXING CAP KIT	<table border="1"> <tr> <td>VM1224A0</td> <td></td> <td>200.000</td> <td>MM</td> </tr> <tr> <td>VM2269A0</td> <td>INTERNAL GLASS LOCKING SYSTEM CAP</td> <td>2.000</td> <td>PC</td> </tr> </table>	VM1224A0		200.000	MM	VM2269A0	INTERNAL GLASS LOCKING SYSTEM CAP	2.000	PC																																					
VM1224A0		200.000	MM																																															
VM2269A0	INTERNAL GLASS LOCKING SYSTEM CAP	2.000	PC																																															


VM2305A	6 SERIES DOOR CAP FIXING PAWL		KVM2386B	MM -M LEFT DOOR LEFT LOWER CAP KI	<table border="1"> <tr> <td>IC1298A0</td> <td></td> <td>1.000</td> <td>PZ</td> </tr> <tr> <td>RC1200A0</td> <td>ED=4 WIRE D.=0.5 COMPRESSIO N SPRING</td> <td>2.000</td> <td>PZ</td> </tr> <tr> <td>SC1010A0</td> <td>UNOX ENVELOPE FOR TECHN. DOCUMENTAT ION</td> <td>1.000</td> <td>PZ</td> </tr> <tr> <td>VE1030A1</td> <td>MAGNET FOR DOOR MICROSWITC H D=22.9mm</td> <td>1.000</td> <td>PZ</td> </tr> <tr> <td>VI1220A1</td> <td>4,2x12 TCB SELF-TAPPIN G SCREW</td> <td>1.000</td> <td>PZ</td> </tr> <tr> <td>VI1930A1</td> <td>ST. STEEL 5X20 CHIP SCREW</td> <td>4.000</td> <td>PZ</td> </tr> <tr> <td>VI1996A0</td> <td>M5x35 SCREW</td> <td>4.000</td> <td>PZ</td> </tr> <tr> <td>VM2267A0</td> <td>INTERNAL GLASS LOCKING SYSTEM SLIDER</td> <td>1.000</td> <td>PZ</td> </tr> <tr> <td>VM2268A0</td> <td>DOOR MAGNET COVER</td> <td>1.000</td> <td>PZ</td> </tr> <tr> <td>VM2269B0</td> <td>INNER GLASS FIXING CAP</td> <td>1.000</td> <td>PZ</td> </tr> <tr> <td>VM2305A0</td> <td>6 SERIES DOOR CAP FIXING PAWL</td> <td>4.000</td> <td>PZ</td> </tr> <tr> <td>VM2386B0</td> <td>MM -M LEFT DOOR LEFT LOWER CAP KI</td> <td>1.000</td> <td>PZ</td> </tr> <tr> <td>SC1010A0</td> <td>UNOX ENVELOPE FOR TECHN. DOCUMENTAT ION</td> <td>1.000</td> <td>PC</td> </tr> <tr> <td>VI1996A0</td> <td>M5x35 SCREW</td> <td>3.000</td> <td>PC</td> </tr> <tr> <td>VM1224A0</td> <td></td> <td>200.000</td> <td>MM</td> </tr> <tr> <td>VM2305A0</td> <td>6 SERIES DOOR CAP FIXING PAWL</td> <td>3.000</td> <td>PC</td> </tr> <tr> <td>VM2386A1</td> <td>LEFT MM DOOR LOWER LEFT CAP</td> <td>1.000</td> <td>PC</td> </tr> </table>	IC1298A0		1.000	PZ	RC1200A0	ED=4 WIRE D.=0.5 COMPRESSIO N SPRING	2.000	PZ	SC1010A0	UNOX ENVELOPE FOR TECHN. DOCUMENTAT ION	1.000	PZ	VE1030A1	MAGNET FOR DOOR MICROSWITC H D=22.9mm	1.000	PZ	VI1220A1	4,2x12 TCB SELF-TAPPIN G SCREW	1.000	PZ	VI1930A1	ST. STEEL 5X20 CHIP SCREW	4.000	PZ	VI1996A0	M5x35 SCREW	4.000	PZ	VM2267A0	INTERNAL GLASS LOCKING SYSTEM SLIDER	1.000	PZ	VM2268A0	DOOR MAGNET COVER	1.000	PZ	VM2269B0	INNER GLASS FIXING CAP	1.000	PZ	VM2305A0	6 SERIES DOOR CAP FIXING PAWL	4.000	PZ	VM2386B0	MM -M LEFT DOOR LEFT LOWER CAP KI	1.000	PZ	SC1010A0	UNOX ENVELOPE FOR TECHN. DOCUMENTAT ION	1.000	PC	VI1996A0	M5x35 SCREW	3.000	PC	VM1224A0		200.000	MM	VM2305A0	6 SERIES DOOR CAP FIXING PAWL	3.000	PC	VM2386A1	LEFT MM DOOR LOWER LEFT CAP	1.000	PC
IC1298A0		1.000	PZ																																																																						
RC1200A0	ED=4 WIRE D.=0.5 COMPRESSIO N SPRING	2.000	PZ																																																																						
SC1010A0	UNOX ENVELOPE FOR TECHN. DOCUMENTAT ION	1.000	PZ																																																																						
VE1030A1	MAGNET FOR DOOR MICROSWITC H D=22.9mm	1.000	PZ																																																																						
VI1220A1	4,2x12 TCB SELF-TAPPIN G SCREW	1.000	PZ																																																																						
VI1930A1	ST. STEEL 5X20 CHIP SCREW	4.000	PZ																																																																						
VI1996A0	M5x35 SCREW	4.000	PZ																																																																						
VM2267A0	INTERNAL GLASS LOCKING SYSTEM SLIDER	1.000	PZ																																																																						
VM2268A0	DOOR MAGNET COVER	1.000	PZ																																																																						
VM2269B0	INNER GLASS FIXING CAP	1.000	PZ																																																																						
VM2305A0	6 SERIES DOOR CAP FIXING PAWL	4.000	PZ																																																																						
VM2386B0	MM -M LEFT DOOR LEFT LOWER CAP KI	1.000	PZ																																																																						
SC1010A0	UNOX ENVELOPE FOR TECHN. DOCUMENTAT ION	1.000	PC																																																																						
VI1996A0	M5x35 SCREW	3.000	PC																																																																						
VM1224A0		200.000	MM																																																																						
VM2305A0	6 SERIES DOOR CAP FIXING PAWL	3.000	PC																																																																						
VM2386A1	LEFT MM DOOR LOWER LEFT CAP	1.000	PC																																																																						
			KVM2386A	PLAST NOSNIK L/D. ROH DVERI KLIKA R.																																																																					


VM2305A	6 SERIES DOOR CAP FIXING PAWL		KVM2385B	MM -M LEFT DOOR LEFT UPPER CAP KI	<table border="1"> <tr> <td>IC1298A0</td> <td></td> <td>1.000</td> <td>PZ</td> </tr> <tr> <td>RC1200A0</td> <td>ED=4 WIRE D.=0.5 COMPRESSIO N SPRING</td> <td>2.000</td> <td>PZ</td> </tr> <tr> <td>SC1010A0</td> <td>UNOX ENVELOPE FOR TECHN. DOCUMENTAT ION</td> <td>1.000</td> <td>PZ</td> </tr> <tr> <td>VE1030A1</td> <td>MAGNET FOR DOOR MICROSWITC H D=22.9mm</td> <td>1.000</td> <td>PZ</td> </tr> <tr> <td>VI1220A1</td> <td>4,2x12 TCB SELF-TAPPIN G SCREW</td> <td>1.000</td> <td>PZ</td> </tr> <tr> <td>VI1930A1</td> <td>ST. STEEL 5X20 CHIP SCREW</td> <td>4.000</td> <td>PZ</td> </tr> <tr> <td>VI1996A0</td> <td>M5x35 SCREW</td> <td>4.000</td> <td>PZ</td> </tr> <tr> <td>VM2267A0</td> <td>INTERNAL GLASS LOCKING SYSTEM SLIDER</td> <td>1.000</td> <td>PZ</td> </tr> <tr> <td>VM2268A0</td> <td>DOOR MAGNET COVER</td> <td>1.000</td> <td>PZ</td> </tr> <tr> <td>VM2269B0</td> <td>INNER GLASS FIXING CAP</td> <td>1.000</td> <td>PZ</td> </tr> <tr> <td>VM2305A0</td> <td>6 SERIES DOOR CAP FIXING PAWL</td> <td>4.000</td> <td>PZ</td> </tr> <tr> <td>VM2385B0</td> <td>S6 LEFT OVENS UPPER LEFT CAP</td> <td>1.000</td> <td>PZ</td> </tr> </table>	IC1298A0		1.000	PZ	RC1200A0	ED=4 WIRE D.=0.5 COMPRESSIO N SPRING	2.000	PZ	SC1010A0	UNOX ENVELOPE FOR TECHN. DOCUMENTAT ION	1.000	PZ	VE1030A1	MAGNET FOR DOOR MICROSWITC H D=22.9mm	1.000	PZ	VI1220A1	4,2x12 TCB SELF-TAPPIN G SCREW	1.000	PZ	VI1930A1	ST. STEEL 5X20 CHIP SCREW	4.000	PZ	VI1996A0	M5x35 SCREW	4.000	PZ	VM2267A0	INTERNAL GLASS LOCKING SYSTEM SLIDER	1.000	PZ	VM2268A0	DOOR MAGNET COVER	1.000	PZ	VM2269B0	INNER GLASS FIXING CAP	1.000	PZ	VM2305A0	6 SERIES DOOR CAP FIXING PAWL	4.000	PZ	VM2385B0	S6 LEFT OVENS UPPER LEFT CAP	1.000	PZ
			IC1298A0		1.000	PZ																																															
RC1200A0	ED=4 WIRE D.=0.5 COMPRESSIO N SPRING	2.000	PZ																																																		
SC1010A0	UNOX ENVELOPE FOR TECHN. DOCUMENTAT ION	1.000	PZ																																																		
VE1030A1	MAGNET FOR DOOR MICROSWITC H D=22.9mm	1.000	PZ																																																		
VI1220A1	4,2x12 TCB SELF-TAPPIN G SCREW	1.000	PZ																																																		
VI1930A1	ST. STEEL 5X20 CHIP SCREW	4.000	PZ																																																		
VI1996A0	M5x35 SCREW	4.000	PZ																																																		
VM2267A0	INTERNAL GLASS LOCKING SYSTEM SLIDER	1.000	PZ																																																		
VM2268A0	DOOR MAGNET COVER	1.000	PZ																																																		
VM2269B0	INNER GLASS FIXING CAP	1.000	PZ																																																		
VM2305A0	6 SERIES DOOR CAP FIXING PAWL	4.000	PZ																																																		
VM2385B0	S6 LEFT OVENS UPPER LEFT CAP	1.000	PZ																																																		
			KVM2385A	PLAST NOSNIK L/H. ROH DVERI KLIKA R.	<table border="1"> <tr> <td>SC1010A0</td> <td>UNOX ENVELOPE FOR TECHN. DOCUMENTAT ION</td> <td>1.000</td> <td>PC</td> </tr> <tr> <td>VI1996A0</td> <td>M5x35 SCREW</td> <td>3.000</td> <td>PC</td> </tr> <tr> <td>VM1224A0</td> <td></td> <td>300.000</td> <td>MM</td> </tr> <tr> <td>VM2305A0</td> <td>6 SERIES DOOR CAP FIXING PAWL</td> <td>3.000</td> <td>PC</td> </tr> <tr> <td>VM2385A1</td> <td>LEFT MM DOOR UPPER LEFT CAP</td> <td>1.000</td> <td>PC</td> </tr> </table>	SC1010A0	UNOX ENVELOPE FOR TECHN. DOCUMENTAT ION	1.000	PC	VI1996A0	M5x35 SCREW	3.000	PC	VM1224A0		300.000	MM	VM2305A0	6 SERIES DOOR CAP FIXING PAWL	3.000	PC	VM2385A1	LEFT MM DOOR UPPER LEFT CAP	1.000	PC																												
SC1010A0	UNOX ENVELOPE FOR TECHN. DOCUMENTAT ION	1.000	PC																																																		
VI1996A0	M5x35 SCREW	3.000	PC																																																		
VM1224A0		300.000	MM																																																		
VM2305A0	6 SERIES DOOR CAP FIXING PAWL	3.000	PC																																																		
VM2385A1	LEFT MM DOOR UPPER LEFT CAP	1.000	PC																																																		



VM2305A	6 SERIES DOOR CAP FIXING PAWL		KVM2384B	MM- M LEFT DOOR RIGHT LOWER CAP KIT	<table border="1"> <tr><td>IC1298A0</td><td></td><td>1.000</td><td>PZ</td></tr> <tr><td>SC1010A0</td><td>UNOX ENVELOPE FOR TECHN. DOCUMENTAT ION</td><td>1.000</td><td>PZ</td></tr> <tr><td>VI1074A0</td><td>4X16 SCREW FOR PLASTIC</td><td>1.000</td><td>PZ</td></tr> <tr><td>VI1930A1</td><td>ST. STEEL 5X20 CHIP SCREW</td><td>4.000</td><td>PZ</td></tr> <tr><td>VI1996A0</td><td>M5x35 SCREW</td><td>2.000</td><td>PZ</td></tr> <tr><td>VM1224A0</td><td></td><td>200.000</td><td>MM</td></tr> <tr><td>VM2274A0</td><td>GROOVED BUSHING</td><td>1.000</td><td>PZ</td></tr> <tr><td>VM2305A0</td><td>6 SERIES DOOR CAP FIXING PAWL</td><td>3.000</td><td>PZ</td></tr> <tr><td>VM2384B0</td><td>VM2384B0</td><td>1.000</td><td>PZ</td></tr> <tr><td>VP1081A0</td><td>UPPER HINGE CAP FOR UPPER INNER GLASS</td><td>1.000</td><td>PZ</td></tr> </table>	IC1298A0		1.000	PZ	SC1010A0	UNOX ENVELOPE FOR TECHN. DOCUMENTAT ION	1.000	PZ	VI1074A0	4X16 SCREW FOR PLASTIC	1.000	PZ	VI1930A1	ST. STEEL 5X20 CHIP SCREW	4.000	PZ	VI1996A0	M5x35 SCREW	2.000	PZ	VM1224A0		200.000	MM	VM2274A0	GROOVED BUSHING	1.000	PZ	VM2305A0	6 SERIES DOOR CAP FIXING PAWL	3.000	PZ	VM2384B0	VM2384B0	1.000	PZ	VP1081A0	UPPER HINGE CAP FOR UPPER INNER GLASS	1.000	PZ
IC1298A0		1.000	PZ																																										
SC1010A0	UNOX ENVELOPE FOR TECHN. DOCUMENTAT ION	1.000	PZ																																										
VI1074A0	4X16 SCREW FOR PLASTIC	1.000	PZ																																										
VI1930A1	ST. STEEL 5X20 CHIP SCREW	4.000	PZ																																										
VI1996A0	M5x35 SCREW	2.000	PZ																																										
VM1224A0		200.000	MM																																										
VM2274A0	GROOVED BUSHING	1.000	PZ																																										
VM2305A0	6 SERIES DOOR CAP FIXING PAWL	3.000	PZ																																										
VM2384B0	VM2384B0	1.000	PZ																																										
VP1081A0	UPPER HINGE CAP FOR UPPER INNER GLASS	1.000	PZ																																										
			KVM2383B	MM -M LEFT DOOR RIGHT UPPER CAP KIT	<table border="1"> <tr><td>IC1298A0</td><td></td><td>1.000</td><td>PZ</td></tr> <tr><td>SC1010A0</td><td>UNOX ENVELOPE FOR TECHN. DOCUMENTAT ION</td><td>1.000</td><td>PZ</td></tr> <tr><td>VI1074A0</td><td>4X16 SCREW FOR PLASTIC</td><td>1.000</td><td>PZ</td></tr> <tr><td>VI1930A1</td><td>ST. STEEL 5X20 CHIP SCREW</td><td>4.000</td><td>PZ</td></tr> <tr><td>VI1996A0</td><td>M5x35 SCREW</td><td>3.000</td><td>PZ</td></tr> <tr><td>VM2275A0</td><td>SMOOTH BUSHING</td><td>1.000</td><td>PZ</td></tr> <tr><td>VM2305A0</td><td>6 SERIES DOOR CAP FIXING PAWL</td><td>3.000</td><td>PZ</td></tr> <tr><td>VM2383B0</td><td>S6 LEFT OVENS UPPER RIGHT CAP</td><td>1.000</td><td>PZ</td></tr> <tr><td>VP1080A0</td><td>UPPER HINGE CAP FOR LOWER INNER GLASS</td><td>1.000</td><td>PZ</td></tr> </table>	IC1298A0		1.000	PZ	SC1010A0	UNOX ENVELOPE FOR TECHN. DOCUMENTAT ION	1.000	PZ	VI1074A0	4X16 SCREW FOR PLASTIC	1.000	PZ	VI1930A1	ST. STEEL 5X20 CHIP SCREW	4.000	PZ	VI1996A0	M5x35 SCREW	3.000	PZ	VM2275A0	SMOOTH BUSHING	1.000	PZ	VM2305A0	6 SERIES DOOR CAP FIXING PAWL	3.000	PZ	VM2383B0	S6 LEFT OVENS UPPER RIGHT CAP	1.000	PZ	VP1080A0	UPPER HINGE CAP FOR LOWER INNER GLASS	1.000	PZ				
IC1298A0		1.000	PZ																																										
SC1010A0	UNOX ENVELOPE FOR TECHN. DOCUMENTAT ION	1.000	PZ																																										
VI1074A0	4X16 SCREW FOR PLASTIC	1.000	PZ																																										
VI1930A1	ST. STEEL 5X20 CHIP SCREW	4.000	PZ																																										
VI1996A0	M5x35 SCREW	3.000	PZ																																										
VM2275A0	SMOOTH BUSHING	1.000	PZ																																										
VM2305A0	6 SERIES DOOR CAP FIXING PAWL	3.000	PZ																																										
VM2383B0	S6 LEFT OVENS UPPER RIGHT CAP	1.000	PZ																																										
VP1080A0	UPPER HINGE CAP FOR LOWER INNER GLASS	1.000	PZ																																										
			KVM2383A	MIND.MAPS LEFT DOOR RIGHT UPPER CAP KIT	<table border="1"> <tr><td>IC1298A0</td><td></td><td>1.000</td><td>PC</td></tr> </table>	IC1298A0		1.000	PC																																				
IC1298A0		1.000	PC																																										




VM2305A	6 SERIES DOOR CAP FIXING PAWL		<p>KVM2383A</p> <p>KVM2305A</p> <p>KVM2262B</p>	<p>MIND.MAPS LEFT DOOR RIGHT UPPER CAP KIT</p> <p>MM FIXING DOOR THUB SCREWS 10 PCS KIT</p> <p>MIND.MAPS -M DOOR RIGHT UPPER CAP KIT</p>	<table border="1"> <tr> <td>SC1010A0</td> <td>UNOX ENVELOPE FOR TECHN. DOCUMENTATION</td> <td>1.000</td> <td>PC</td> </tr> <tr> <td>VI1930A1</td> <td>ST. STEEL 5X20 CHIP SCREW</td> <td>4.000</td> <td>PC</td> </tr> <tr> <td>VI1996A0</td> <td>M5x35 SCREW</td> <td>3.000</td> <td>PC</td> </tr> <tr> <td>VM2275A0</td> <td>SMOOTH BUSHING</td> <td>1.000</td> <td>PC</td> </tr> <tr> <td>VM2305A0</td> <td>6 SERIES DOOR CAP FIXING PAWL</td> <td>3.000</td> <td>PC</td> </tr> <tr> <td>VM2383A0</td> <td>MM LEFT DOOR RIGHT UPPER CAP</td> <td>1.000</td> <td>PC</td> </tr> <tr> <td>VM1224A0</td> <td></td> <td>150.000</td> <td>MM</td> </tr> <tr> <td>VM2305A0</td> <td>6 SERIES DOOR CAP FIXING PAWL</td> <td>10.000</td> <td>PZ</td> </tr> <tr> <td>RC1200A0</td> <td>ED=4 WIRE D.=0.5 COMPRESSIO N SPRING</td> <td>2.000</td> <td>PZ</td> </tr> <tr> <td>SC1015A0</td> <td></td> <td>1.000</td> <td>PZ</td> </tr> <tr> <td>VE1030A1</td> <td>MAGNET FOR DOOR MICROSWITC H D=22.9mm</td> <td>1.000</td> <td>PZ</td> </tr> <tr> <td>VI1220A1</td> <td>4,2x12 TCB SELF-TAPPIN G SCREW</td> <td>1.000</td> <td>PZ</td> </tr> <tr> <td>VI1930A1</td> <td>ST. STEEL 5X20 CHIP SCREW</td> <td>4.000</td> <td>PZ</td> </tr> <tr> <td>VI1996A0</td> <td>M5x35 SCREW</td> <td>4.000</td> <td>PZ</td> </tr> <tr> <td>VM1224A0</td> <td></td> <td>300.000</td> <td>MM</td> </tr> <tr> <td>VM2262B0</td> <td>VM2262B0</td> <td>1.000</td> <td>PZ</td> </tr> <tr> <td>VM2267A0</td> <td>INTERNAL GLASS LOCKING SYSTEM SLIDER</td> <td>1.000</td> <td>PZ</td> </tr> <tr> <td>VM2268A0</td> <td>DOOR MAGNET COVER</td> <td>1.000</td> <td>PZ</td> </tr> <tr> <td>VM2269B0</td> <td>INNER GLASS FIXING CAP</td> <td>1.000</td> <td>PZ</td> </tr> <tr> <td>VM2305A0</td> <td>6 SERIES DOOR CAP FIXING PAWL</td> <td>4.000</td> <td>PZ</td> </tr> </table>	SC1010A0	UNOX ENVELOPE FOR TECHN. DOCUMENTATION	1.000	PC	VI1930A1	ST. STEEL 5X20 CHIP SCREW	4.000	PC	VI1996A0	M5x35 SCREW	3.000	PC	VM2275A0	SMOOTH BUSHING	1.000	PC	VM2305A0	6 SERIES DOOR CAP FIXING PAWL	3.000	PC	VM2383A0	MM LEFT DOOR RIGHT UPPER CAP	1.000	PC	VM1224A0		150.000	MM	VM2305A0	6 SERIES DOOR CAP FIXING PAWL	10.000	PZ	RC1200A0	ED=4 WIRE D.=0.5 COMPRESSIO N SPRING	2.000	PZ	SC1015A0		1.000	PZ	VE1030A1	MAGNET FOR DOOR MICROSWITC H D=22.9mm	1.000	PZ	VI1220A1	4,2x12 TCB SELF-TAPPIN G SCREW	1.000	PZ	VI1930A1	ST. STEEL 5X20 CHIP SCREW	4.000	PZ	VI1996A0	M5x35 SCREW	4.000	PZ	VM1224A0		300.000	MM	VM2262B0	VM2262B0	1.000	PZ	VM2267A0	INTERNAL GLASS LOCKING SYSTEM SLIDER	1.000	PZ	VM2268A0	DOOR MAGNET COVER	1.000	PZ	VM2269B0	INNER GLASS FIXING CAP	1.000	PZ	VM2305A0	6 SERIES DOOR CAP FIXING PAWL	4.000	PZ
SC1010A0	UNOX ENVELOPE FOR TECHN. DOCUMENTATION	1.000	PC																																																																																		
VI1930A1	ST. STEEL 5X20 CHIP SCREW	4.000	PC																																																																																		
VI1996A0	M5x35 SCREW	3.000	PC																																																																																		
VM2275A0	SMOOTH BUSHING	1.000	PC																																																																																		
VM2305A0	6 SERIES DOOR CAP FIXING PAWL	3.000	PC																																																																																		
VM2383A0	MM LEFT DOOR RIGHT UPPER CAP	1.000	PC																																																																																		
VM1224A0		150.000	MM																																																																																		
VM2305A0	6 SERIES DOOR CAP FIXING PAWL	10.000	PZ																																																																																		
RC1200A0	ED=4 WIRE D.=0.5 COMPRESSIO N SPRING	2.000	PZ																																																																																		
SC1015A0		1.000	PZ																																																																																		
VE1030A1	MAGNET FOR DOOR MICROSWITC H D=22.9mm	1.000	PZ																																																																																		
VI1220A1	4,2x12 TCB SELF-TAPPIN G SCREW	1.000	PZ																																																																																		
VI1930A1	ST. STEEL 5X20 CHIP SCREW	4.000	PZ																																																																																		
VI1996A0	M5x35 SCREW	4.000	PZ																																																																																		
VM1224A0		300.000	MM																																																																																		
VM2262B0	VM2262B0	1.000	PZ																																																																																		
VM2267A0	INTERNAL GLASS LOCKING SYSTEM SLIDER	1.000	PZ																																																																																		
VM2268A0	DOOR MAGNET COVER	1.000	PZ																																																																																		
VM2269B0	INNER GLASS FIXING CAP	1.000	PZ																																																																																		
VM2305A0	6 SERIES DOOR CAP FIXING PAWL	4.000	PZ																																																																																		



VM2305A	6 SERIES DOOR CAP FIXING PAWL		KVM2261B	MIND.MAPS -M DOOR RIGHT LOWER CAP KIT	<table border="1"> <tr> <td>RC1200A0</td> <td>ED=4 WIRE D.=0.5 COMPRESSIO N SPRING</td> <td>2.000</td> <td>PZ</td> </tr> <tr> <td>SC1015A0</td> <td></td> <td>1.000</td> <td>PZ</td> </tr> <tr> <td>VE1030A1</td> <td>MAGNET FOR DOOR MICROSWITC H D=22,9mm</td> <td>1.000</td> <td>PZ</td> </tr> <tr> <td>VI1220A1</td> <td>4,2x12 TCB SELF-TAPPIN G SCREW</td> <td>1.000</td> <td>PZ</td> </tr> <tr> <td>VI1930A1</td> <td>ST. STEEL 5X20 CHIP SCREW</td> <td>4.000</td> <td>PZ</td> </tr> <tr> <td>VI1996A0</td> <td>M5x35 SCREW</td> <td>4.000</td> <td>PZ</td> </tr> <tr> <td>VM1224A0</td> <td></td> <td>200.000</td> <td>MM</td> </tr> <tr> <td>VM2261B0</td> <td>VM2261B0</td> <td>1.000</td> <td>PZ</td> </tr> <tr> <td>VM2267A0</td> <td>INTERNAL GLASS LOCKING SYSTEM SLIDER</td> <td>1.000</td> <td>PZ</td> </tr> <tr> <td>VM2268A0</td> <td>DOOR MAGNET COVER</td> <td>1.000</td> <td>PZ</td> </tr> <tr> <td>VM2269B0</td> <td>INNER GLASS FIXING CAP</td> <td>1.000</td> <td>PZ</td> </tr> <tr> <td>VM2305A0</td> <td>6 SERIES DOOR CAP FIXING PAWL</td> <td>4.000</td> <td>PZ</td> </tr> </table>	RC1200A0	ED=4 WIRE D.=0.5 COMPRESSIO N SPRING	2.000	PZ	SC1015A0		1.000	PZ	VE1030A1	MAGNET FOR DOOR MICROSWITC H D=22,9mm	1.000	PZ	VI1220A1	4,2x12 TCB SELF-TAPPIN G SCREW	1.000	PZ	VI1930A1	ST. STEEL 5X20 CHIP SCREW	4.000	PZ	VI1996A0	M5x35 SCREW	4.000	PZ	VM1224A0		200.000	MM	VM2261B0	VM2261B0	1.000	PZ	VM2267A0	INTERNAL GLASS LOCKING SYSTEM SLIDER	1.000	PZ	VM2268A0	DOOR MAGNET COVER	1.000	PZ	VM2269B0	INNER GLASS FIXING CAP	1.000	PZ	VM2305A0	6 SERIES DOOR CAP FIXING PAWL	4.000	PZ
			RC1200A0	ED=4 WIRE D.=0.5 COMPRESSIO N SPRING	2.000	PZ																																															
			SC1015A0		1.000	PZ																																															
			VE1030A1	MAGNET FOR DOOR MICROSWITC H D=22,9mm	1.000	PZ																																															
			VI1220A1	4,2x12 TCB SELF-TAPPIN G SCREW	1.000	PZ																																															
			VI1930A1	ST. STEEL 5X20 CHIP SCREW	4.000	PZ																																															
			VI1996A0	M5x35 SCREW	4.000	PZ																																															
			VM1224A0		200.000	MM																																															
			VM2261B0	VM2261B0	1.000	PZ																																															
			VM2267A0	INTERNAL GLASS LOCKING SYSTEM SLIDER	1.000	PZ																																															
			VM2268A0	DOOR MAGNET COVER	1.000	PZ																																															
			VM2269B0	INNER GLASS FIXING CAP	1.000	PZ																																															
			VM2305A0	6 SERIES DOOR CAP FIXING PAWL	4.000	PZ																																															
			KVM2261A	MIND.MAPS DOOR RIGHT LOWER CAP KIT	<table border="1"> <tr> <td>VI1996A0</td> <td>M5x35 SCREW</td> <td>3.000</td> <td>PZ</td> </tr> <tr> <td>VM2261A1</td> <td>6 SERIES DOOR LOWER RIGHT CAP</td> <td>1.000</td> <td>PZ</td> </tr> <tr> <td>VM2305A0</td> <td>6 SERIES DOOR CAP FIXING PAWL</td> <td>3.000</td> <td>PZ</td> </tr> </table>	VI1996A0	M5x35 SCREW	3.000	PZ	VM2261A1	6 SERIES DOOR LOWER RIGHT CAP	1.000	PZ	VM2305A0	6 SERIES DOOR CAP FIXING PAWL	3.000	PZ																																				
			VI1996A0	M5x35 SCREW	3.000	PZ																																															
VM2261A1	6 SERIES DOOR LOWER RIGHT CAP	1.000	PZ																																																		
VM2305A0	6 SERIES DOOR CAP FIXING PAWL	3.000	PZ																																																		
KVM2260B	MM M RIGHT DOOR -LEFT UPPER CAP KI	<table border="1"> <tr> <td>SC1015A0</td> <td></td> <td>1.000</td> <td>PZ</td> </tr> <tr> <td>VI1103A0</td> <td>40X12 TBSP SCREW FOR PLASTIC</td> <td>1.000</td> <td>PZ</td> </tr> <tr> <td>VI1930A1</td> <td>ST. STEEL 5X20 CHIP SCREW</td> <td>4.000</td> <td>PZ</td> </tr> <tr> <td>VI1996A0</td> <td>M5x35 SCREW</td> <td>2.000</td> <td>PZ</td> </tr> <tr> <td>VM1224A0</td> <td></td> <td>300.000</td> <td>MM</td> </tr> <tr> <td>VM2260B0</td> <td>S6 LEFT UPPER CAP</td> <td>1.000</td> <td>PZ</td> </tr> <tr> <td>VM2275A0</td> <td>SMOOTH BUSHING</td> <td>1.000</td> <td>PZ</td> </tr> </table>	SC1015A0		1.000	PZ	VI1103A0	40X12 TBSP SCREW FOR PLASTIC	1.000	PZ	VI1930A1	ST. STEEL 5X20 CHIP SCREW	4.000	PZ	VI1996A0	M5x35 SCREW	2.000	PZ	VM1224A0		300.000	MM	VM2260B0	S6 LEFT UPPER CAP	1.000	PZ	VM2275A0	SMOOTH BUSHING	1.000	PZ																							
SC1015A0		1.000	PZ																																																		
VI1103A0	40X12 TBSP SCREW FOR PLASTIC	1.000	PZ																																																		
VI1930A1	ST. STEEL 5X20 CHIP SCREW	4.000	PZ																																																		
VI1996A0	M5x35 SCREW	2.000	PZ																																																		
VM1224A0		300.000	MM																																																		
VM2260B0	S6 LEFT UPPER CAP	1.000	PZ																																																		
VM2275A0	SMOOTH BUSHING	1.000	PZ																																																		



VM2305A	6 SERIES DOOR CAP FIXING PAWL		KVM2260B	MM M RIGHT DOOR -LEFT UPPER CAP KI	<table border="1"> <tr> <td>VM2305A0</td> <td>6 SERIES DOOR CAP FIXING PAWL</td> <td>3.000</td> <td>PZ</td> </tr> <tr> <td>VP1081A0</td> <td>UPPER HINGE CAP FOR UPPER INNER GLASS</td> <td>1.000</td> <td>PZ</td> </tr> </table>	VM2305A0	6 SERIES DOOR CAP FIXING PAWL	3.000	PZ	VP1081A0	UPPER HINGE CAP FOR UPPER INNER GLASS	1.000	PZ																									
			VM2305A0	6 SERIES DOOR CAP FIXING PAWL	3.000	PZ																																
VP1081A0	UPPER HINGE CAP FOR UPPER INNER GLASS	1.000	PZ																																			
KVM2259B	MM -M RIGHT DOOR LEFT LOWER CAP KI	<table border="1"> <tr> <td>SC1015A0</td> <td></td> <td>1.000</td> <td>PZ</td> </tr> <tr> <td>VI1103A0</td> <td>40X12 TBSP SCREW FOR PLASTIC</td> <td>1.000</td> <td>PZ</td> </tr> <tr> <td>VI1930A1</td> <td>ST. STEEL 5X20 CHIP SCREW</td> <td>4.000</td> <td>PZ</td> </tr> <tr> <td>VI1996A0</td> <td>M5x35 SCREW</td> <td>3.000</td> <td>PZ</td> </tr> <tr> <td>VM1224A0</td> <td></td> <td>300.000</td> <td>MM</td> </tr> <tr> <td>VM2259B0</td> <td>VM2259B0</td> <td>1.000</td> <td>PZ</td> </tr> <tr> <td>VM2274A0</td> <td>GROOVED BUSHING</td> <td>1.000</td> <td>PZ</td> </tr> <tr> <td>VM2305A0</td> <td>6 SERIES DOOR CAP FIXING PAWL</td> <td>3.000</td> <td>PZ</td> </tr> <tr> <td>VP1080A0</td> <td>UPPER HINGE CAP FOR LOWER INNER GLASS</td> <td>1.000</td> <td>PZ</td> </tr> </table>	SC1015A0		1.000	PZ	VI1103A0	40X12 TBSP SCREW FOR PLASTIC	1.000	PZ	VI1930A1	ST. STEEL 5X20 CHIP SCREW	4.000	PZ	VI1996A0	M5x35 SCREW	3.000	PZ	VM1224A0		300.000	MM	VM2259B0	VM2259B0	1.000	PZ	VM2274A0	GROOVED BUSHING	1.000	PZ	VM2305A0	6 SERIES DOOR CAP FIXING PAWL	3.000	PZ	VP1080A0	UPPER HINGE CAP FOR LOWER INNER GLASS	1.000	PZ
SC1015A0		1.000	PZ																																			
VI1103A0	40X12 TBSP SCREW FOR PLASTIC	1.000	PZ																																			
VI1930A1	ST. STEEL 5X20 CHIP SCREW	4.000	PZ																																			
VI1996A0	M5x35 SCREW	3.000	PZ																																			
VM1224A0		300.000	MM																																			
VM2259B0	VM2259B0	1.000	PZ																																			
VM2274A0	GROOVED BUSHING	1.000	PZ																																			
VM2305A0	6 SERIES DOOR CAP FIXING PAWL	3.000	PZ																																			
VP1080A0	UPPER HINGE CAP FOR LOWER INNER GLASS	1.000	PZ																																			
VE1030A	MAGNET FOR DOOR MICROSWITCH D=22,9mm		KVM2259A	MIND MAPS DOOR LEFT LOWER CAP KI	<table border="1"> <tr> <td>VI1996A0</td> <td>M5x35 SCREW</td> <td>3.000</td> <td>PZ</td> </tr> <tr> <td>VM2259A1</td> <td>6 SERIES DOOR LOWER LEFT CAP</td> <td>1.000</td> <td>PZ</td> </tr> <tr> <td>VM2305A0</td> <td>6 SERIES DOOR CAP FIXING PAWL</td> <td>3.000</td> <td>PZ</td> </tr> </table>	VI1996A0	M5x35 SCREW	3.000	PZ	VM2259A1	6 SERIES DOOR LOWER LEFT CAP	1.000	PZ	VM2305A0	6 SERIES DOOR CAP FIXING PAWL	3.000	PZ																					
			VI1996A0	M5x35 SCREW	3.000	PZ																																
			VM2259A1	6 SERIES DOOR LOWER LEFT CAP	1.000	PZ																																
VM2305A0	6 SERIES DOOR CAP FIXING PAWL	3.000	PZ																																			
KVM2386B	MM -M LEFT DOOR LEFT LOWER CAP KI	<table border="1"> <tr> <td>IC1298A0</td> <td></td> <td>1.000</td> <td>PZ</td> </tr> <tr> <td>RC1200A0</td> <td>ED=4 WIRE D.=0.5 COMPRESSION SPRING</td> <td>2.000</td> <td>PZ</td> </tr> <tr> <td>SC1010A0</td> <td>UNOX ENVELOPE FOR TECHN. DOCUMENTATION</td> <td>1.000</td> <td>PZ</td> </tr> <tr> <td>VE1030A1</td> <td>MAGNET FOR DOOR MICROSWITCH H D=22,9mm</td> <td>1.000</td> <td>PZ</td> </tr> </table>	IC1298A0		1.000	PZ	RC1200A0	ED=4 WIRE D.=0.5 COMPRESSION SPRING	2.000	PZ	SC1010A0	UNOX ENVELOPE FOR TECHN. DOCUMENTATION	1.000	PZ	VE1030A1	MAGNET FOR DOOR MICROSWITCH H D=22,9mm	1.000	PZ																				
IC1298A0		1.000	PZ																																			
RC1200A0	ED=4 WIRE D.=0.5 COMPRESSION SPRING	2.000	PZ																																			
SC1010A0	UNOX ENVELOPE FOR TECHN. DOCUMENTATION	1.000	PZ																																			
VE1030A1	MAGNET FOR DOOR MICROSWITCH H D=22,9mm	1.000	PZ																																			


<p>VE1030A</p>	<p>MAGNET FOR DOOR MICROSWITCH D=22,9mm</p>		<p>KVM2386B</p>	<p>MM -M LEFT DOOR LEFT LOWER CAP KI</p>	<table border="1"> <tr> <td>VI1220A1</td> <td>4,2x12 TCB SELF-TAPPIN G SCREW</td> <td>1.000</td> <td>PZ</td> </tr> <tr> <td>VI1930A1</td> <td>ST. STEEL 5X20 CHIP SCREW</td> <td>4.000</td> <td>PZ</td> </tr> <tr> <td>VI1996A0</td> <td>M5x35 SCREW</td> <td>4.000</td> <td>PZ</td> </tr> <tr> <td>VM2267A0</td> <td>INTERNAL GLASS LOCKING SYSTEM SLIDER</td> <td>1.000</td> <td>PZ</td> </tr> <tr> <td>VM2268A0</td> <td>DOOR MAGNET COVER</td> <td>1.000</td> <td>PZ</td> </tr> <tr> <td>VM2269B0</td> <td>INNER GLASS FIXING CAP</td> <td>1.000</td> <td>PZ</td> </tr> <tr> <td>VM2305A0</td> <td>6 SERIES DOOR CAP FIXING PAWL</td> <td>4.000</td> <td>PZ</td> </tr> <tr> <td>VM2386B0</td> <td>MM -M LEFT DOOR LEFT LOWER CAP KI</td> <td>1.000</td> <td>PZ</td> </tr> <tr> <td>IC1298A0</td> <td></td> <td>1.000</td> <td>PZ</td> </tr> <tr> <td>RC1200A0</td> <td>ED=4 WIRE D.=0.5 COMPRESSIO N SPRING</td> <td>2.000</td> <td>PZ</td> </tr> <tr> <td>SC1010A0</td> <td>UNOX ENVELOPE FOR TECHN. DOCUMENTAT ION</td> <td>1.000</td> <td>PZ</td> </tr> <tr> <td>VE1030A1</td> <td>MAGNET FOR DOOR MICROSWITC H D=22,9mm</td> <td>1.000</td> <td>PZ</td> </tr> <tr> <td>VI1220A1</td> <td>4,2x12 TCB SELF-TAPPIN G SCREW</td> <td>1.000</td> <td>PZ</td> </tr> <tr> <td>VI1930A1</td> <td>ST. STEEL 5X20 CHIP SCREW</td> <td>4.000</td> <td>PZ</td> </tr> <tr> <td>VI1996A0</td> <td>M5x35 SCREW</td> <td>4.000</td> <td>PZ</td> </tr> <tr> <td>VM2267A0</td> <td>INTERNAL GLASS LOCKING SYSTEM SLIDER</td> <td>1.000</td> <td>PZ</td> </tr> <tr> <td>VM2268A0</td> <td>DOOR MAGNET COVER</td> <td>1.000</td> <td>PZ</td> </tr> </table>	VI1220A1	4,2x12 TCB SELF-TAPPIN G SCREW	1.000	PZ	VI1930A1	ST. STEEL 5X20 CHIP SCREW	4.000	PZ	VI1996A0	M5x35 SCREW	4.000	PZ	VM2267A0	INTERNAL GLASS LOCKING SYSTEM SLIDER	1.000	PZ	VM2268A0	DOOR MAGNET COVER	1.000	PZ	VM2269B0	INNER GLASS FIXING CAP	1.000	PZ	VM2305A0	6 SERIES DOOR CAP FIXING PAWL	4.000	PZ	VM2386B0	MM -M LEFT DOOR LEFT LOWER CAP KI	1.000	PZ	IC1298A0		1.000	PZ	RC1200A0	ED=4 WIRE D.=0.5 COMPRESSIO N SPRING	2.000	PZ	SC1010A0	UNOX ENVELOPE FOR TECHN. DOCUMENTAT ION	1.000	PZ	VE1030A1	MAGNET FOR DOOR MICROSWITC H D=22,9mm	1.000	PZ	VI1220A1	4,2x12 TCB SELF-TAPPIN G SCREW	1.000	PZ	VI1930A1	ST. STEEL 5X20 CHIP SCREW	4.000	PZ	VI1996A0	M5x35 SCREW	4.000	PZ	VM2267A0	INTERNAL GLASS LOCKING SYSTEM SLIDER	1.000	PZ	VM2268A0	DOOR MAGNET COVER	1.000	PZ
VI1220A1	4,2x12 TCB SELF-TAPPIN G SCREW	1.000	PZ																																																																						
VI1930A1	ST. STEEL 5X20 CHIP SCREW	4.000	PZ																																																																						
VI1996A0	M5x35 SCREW	4.000	PZ																																																																						
VM2267A0	INTERNAL GLASS LOCKING SYSTEM SLIDER	1.000	PZ																																																																						
VM2268A0	DOOR MAGNET COVER	1.000	PZ																																																																						
VM2269B0	INNER GLASS FIXING CAP	1.000	PZ																																																																						
VM2305A0	6 SERIES DOOR CAP FIXING PAWL	4.000	PZ																																																																						
VM2386B0	MM -M LEFT DOOR LEFT LOWER CAP KI	1.000	PZ																																																																						
IC1298A0		1.000	PZ																																																																						
RC1200A0	ED=4 WIRE D.=0.5 COMPRESSIO N SPRING	2.000	PZ																																																																						
SC1010A0	UNOX ENVELOPE FOR TECHN. DOCUMENTAT ION	1.000	PZ																																																																						
VE1030A1	MAGNET FOR DOOR MICROSWITC H D=22,9mm	1.000	PZ																																																																						
VI1220A1	4,2x12 TCB SELF-TAPPIN G SCREW	1.000	PZ																																																																						
VI1930A1	ST. STEEL 5X20 CHIP SCREW	4.000	PZ																																																																						
VI1996A0	M5x35 SCREW	4.000	PZ																																																																						
VM2267A0	INTERNAL GLASS LOCKING SYSTEM SLIDER	1.000	PZ																																																																						
VM2268A0	DOOR MAGNET COVER	1.000	PZ																																																																						
			<p>KVM2385B</p>	<p>MM -M LEFT DOOR LEFT UPPER CAP KI</p>																																																																					



VE1030A	MAGNET FOR DOOR MICROSWITCH D=22,9mm		KVM2385B	MM -M LEFT DOOR LEFT UPPER CAP KI	VM2269B0 INNER GLASS 1.000 PZ FIXING CAP
			KVM2262B		MIND.MAPS -M DOOR RIGHT UPPER CAP KIT
			KVM2261B	MIND.MAPS -M DOOR RIGHT LOWER CAP KIT	VM2385B0 S6 LEFT 1.000 PZ OVENS UPPER LEFT CAP
					RC1200A0 ED=4 WIRE 2.000 PZ D.=0.5 COMPRESSIO N SPRING
					SC1015A0 1.000 PZ
					VE1030A1 MAGNET FOR 1.000 PZ DOOR MICROSWITC H D=22,9mm
					VI1220A1 4,2x12 TCB 1.000 PZ SELF-TAPPIN G SCREW
					VI1930A1 ST. STEEL 4.000 PZ 5X20 CHIP SCREW
					VI1996A0 M5x35 SCREW 4.000 PZ
					VM1224A0 300.000 MM
					VM2262B0 VM2262B0 1.000 PZ
					VM2267A0 INTERNAL 1.000 PZ GLASS LOCKING SYSTEM SLIDER
					VM2268A0 DOOR 1.000 PZ MAGNET COVER
					VM2269B0 INNER GLASS 1.000 PZ FIXING CAP
					VM2305A0 6 SERIES 4.000 PZ DOOR CAP FIXING PAWL
					RC1200A0 ED=4 WIRE 2.000 PZ D.=0.5 COMPRESSIO N SPRING
					SC1015A0 1.000 PZ
					VE1030A1 MAGNET FOR 1.000 PZ DOOR MICROSWITC H D=22,9mm
					VI1220A1 4,2x12 TCB 1.000 PZ SELF-TAPPIN G SCREW



VE1030A	MAGNET FOR DOOR MICROSWITCH D=22,9mm		KVM2261B	MIND.MAPS -M DOOR RIGHT LOWER CAP KIT	<table border="1"> <tr> <td>VI1930A1</td> <td>ST. STEEL 5X20 CHIP SCREW</td> <td>4.000</td> <td>PZ</td> </tr> <tr> <td>VI1996A0</td> <td>M5x35 SCREW</td> <td>4.000</td> <td>PZ</td> </tr> <tr> <td>VM1224A0</td> <td></td> <td>200.000</td> <td>MM</td> </tr> <tr> <td>VM2261B0</td> <td>VM2261B0</td> <td>1.000</td> <td>PZ</td> </tr> <tr> <td>VM2267A0</td> <td>INTERNAL GLASS LOCKING SYSTEM SLIDER</td> <td>1.000</td> <td>PZ</td> </tr> <tr> <td>VM2268A0</td> <td>DOOR MAGNET COVER</td> <td>1.000</td> <td>PZ</td> </tr> <tr> <td>VM2269B0</td> <td>INNER GLASS FIXING CAP</td> <td>1.000</td> <td>PZ</td> </tr> <tr> <td>VM2305A0</td> <td>6 SERIES DOOR CAP FIXING PAWL</td> <td>4.000</td> <td>PZ</td> </tr> </table>	VI1930A1	ST. STEEL 5X20 CHIP SCREW	4.000	PZ	VI1996A0	M5x35 SCREW	4.000	PZ	VM1224A0		200.000	MM	VM2261B0	VM2261B0	1.000	PZ	VM2267A0	INTERNAL GLASS LOCKING SYSTEM SLIDER	1.000	PZ	VM2268A0	DOOR MAGNET COVER	1.000	PZ	VM2269B0	INNER GLASS FIXING CAP	1.000	PZ	VM2305A0	6 SERIES DOOR CAP FIXING PAWL	4.000	PZ
VI1930A1	ST. STEEL 5X20 CHIP SCREW	4.000	PZ																																		
VI1996A0	M5x35 SCREW	4.000	PZ																																		
VM1224A0		200.000	MM																																		
VM2261B0	VM2261B0	1.000	PZ																																		
VM2267A0	INTERNAL GLASS LOCKING SYSTEM SLIDER	1.000	PZ																																		
VM2268A0	DOOR MAGNET COVER	1.000	PZ																																		
VM2269B0	INNER GLASS FIXING CAP	1.000	PZ																																		
VM2305A0	6 SERIES DOOR CAP FIXING PAWL	4.000	PZ																																		
			KVE1030A	2 PCS MAGNET KIT FOR DOOR SWITCH	<table border="1"> <tr> <td>SC1015A0</td> <td></td> <td>1.000</td> <td>PZ</td> </tr> <tr> <td>VE1030A1</td> <td>MAGNET FOR DOOR MICROSWITC H D=22,9mm</td> <td>2.000</td> <td>PZ</td> </tr> <tr> <td>VI1220A1</td> <td>4,2x12 TCB SELF-TAPPIN G SCREW</td> <td>1.000</td> <td>PZ</td> </tr> <tr> <td>VM1224A0</td> <td></td> <td>150.000</td> <td>MM</td> </tr> </table>	SC1015A0		1.000	PZ	VE1030A1	MAGNET FOR DOOR MICROSWITC H D=22,9mm	2.000	PZ	VI1220A1	4,2x12 TCB SELF-TAPPIN G SCREW	1.000	PZ	VM1224A0		150.000	MM																
SC1015A0		1.000	PZ																																		
VE1030A1	MAGNET FOR DOOR MICROSWITC H D=22,9mm	2.000	PZ																																		
VI1220A1	4,2x12 TCB SELF-TAPPIN G SCREW	1.000	PZ																																		
VM1224A0		150.000	MM																																		
			KVE1020B	MICROSWITCH KIT	<table border="1"> <tr> <td>CE1061A0</td> <td>MINIFIT PLUG 2P-FC L100 ADAPTER WIR</td> <td>1.000</td> <td>PZ</td> </tr> <tr> <td>VE1020B0</td> <td>MAGNET DOOR MICROSWITC</td> <td>1.000</td> <td>PZ</td> </tr> <tr> <td>VE1030A1</td> <td>MAGNET FOR DOOR MICROSWITC H D=22,9mm</td> <td>1.000</td> <td>PZ</td> </tr> <tr> <td>VM1224A0</td> <td></td> <td>200.000</td> <td>MM</td> </tr> </table>	CE1061A0	MINIFIT PLUG 2P-FC L100 ADAPTER WIR	1.000	PZ	VE1020B0	MAGNET DOOR MICROSWITC	1.000	PZ	VE1030A1	MAGNET FOR DOOR MICROSWITC H D=22,9mm	1.000	PZ	VM1224A0		200.000	MM																
CE1061A0	MINIFIT PLUG 2P-FC L100 ADAPTER WIR	1.000	PZ																																		
VE1020B0	MAGNET DOOR MICROSWITC	1.000	PZ																																		
VE1030A1	MAGNET FOR DOOR MICROSWITC H D=22,9mm	1.000	PZ																																		
VM1224A0		200.000	MM																																		
			KVE1020A	MICROSWITCH KIT	<table border="1"> <tr> <td>VE1020A2</td> <td>MAGNETIC DOOR MICROSWITC</td> <td>1.000</td> <td>PZ</td> </tr> <tr> <td>VE1030A1</td> <td>MAGNET FOR DOOR MICROSWITC H D=22,9mm</td> <td>4.000</td> <td>PZ</td> </tr> <tr> <td>VM1224A0</td> <td></td> <td>250.000</td> <td>MM</td> </tr> </table>	VE1020A2	MAGNETIC DOOR MICROSWITC	1.000	PZ	VE1030A1	MAGNET FOR DOOR MICROSWITC H D=22,9mm	4.000	PZ	VM1224A0		250.000	MM																				
VE1020A2	MAGNETIC DOOR MICROSWITC	1.000	PZ																																		
VE1030A1	MAGNET FOR DOOR MICROSWITC H D=22,9mm	4.000	PZ																																		
VM1224A0		250.000	MM																																		


VI1930A	5x25 ST. STEEL SCREW CHIP		KVM2516A	BL SP PROVER 2 PCS HANDLE END KI	<table border="1"> <tr> <td>VI1147A0</td> <td>5X25 STAINLESS STEEL SCREW</td> <td>2.000</td> <td>PZ</td> </tr> <tr> <td>VI1930A0</td> <td>5x25 ST. STEEL SCREW CHIP</td> <td>2.000</td> <td>PZ</td> </tr> <tr> <td>VM2516A0</td> <td>BL SP PROVER HANDLE END</td> <td>2.000</td> <td>PZ</td> </tr> </table>	VI1147A0	5X25 STAINLESS STEEL SCREW	2.000	PZ	VI1930A0	5x25 ST. STEEL SCREW CHIP	2.000	PZ	VM2516A0	BL SP PROVER HANDLE END	2.000	PZ													
			VI1147A0	5X25 STAINLESS STEEL SCREW	2.000	PZ																								
			VI1930A0	5x25 ST. STEEL SCREW CHIP	2.000	PZ																								
			VM2516A0	BL SP PROVER HANDLE END	2.000	PZ																								
KVM2456A	2 PCS BAKERLUX SHOP.PRO HANDLE END KIT	<table border="1"> <tr> <td>SC1015A0</td> <td></td> <td>1.000</td> <td>PZ</td> </tr> <tr> <td>VI1147A0</td> <td>5X25 STAINLESS STEEL SCREW</td> <td>4.000</td> <td>PZ</td> </tr> <tr> <td>VI1930A0</td> <td>5x25 ST. STEEL SCREW CHIP</td> <td>4.000</td> <td>PZ</td> </tr> <tr> <td>VM1224A0</td> <td></td> <td>200.000</td> <td>MM</td> </tr> <tr> <td>VM2456A0</td> <td>BAKERLUX SHOP.PRO HANDLE END</td> <td>1.000</td> <td>PZ</td> </tr> <tr> <td>VM2489A0</td> <td>SP HANDLE END KIT + STYLUS KIT</td> <td>1.000</td> <td>PZ</td> </tr> <tr> <td>VM2527A0</td> <td>STYLUS PEN FOR SP</td> <td>1.000</td> <td>PZ</td> </tr> </table>	SC1015A0		1.000	PZ	VI1147A0	5X25 STAINLESS STEEL SCREW	4.000	PZ	VI1930A0	5x25 ST. STEEL SCREW CHIP	4.000	PZ	VM1224A0		200.000	MM	VM2456A0	BAKERLUX SHOP.PRO HANDLE END	1.000	PZ	VM2489A0	SP HANDLE END KIT + STYLUS KIT	1.000	PZ	VM2527A0	STYLUS PEN FOR SP	1.000	PZ
SC1015A0		1.000	PZ																											
VI1147A0	5X25 STAINLESS STEEL SCREW	4.000	PZ																											
VI1930A0	5x25 ST. STEEL SCREW CHIP	4.000	PZ																											
VM1224A0		200.000	MM																											
VM2456A0	BAKERLUX SHOP.PRO HANDLE END	1.000	PZ																											
VM2489A0	SP HANDLE END KIT + STYLUS KIT	1.000	PZ																											
VM2527A0	STYLUS PEN FOR SP	1.000	PZ																											
KTB3316A	BL SHOP.PRO 8 PROVER HANDLE TUBE KIT	<table border="1"> <tr> <td>JEM0555A0</td> <td></td> <td>1.000</td> <td>PZ</td> </tr> <tr> <td>VI1147A0</td> <td>5X25 STAINLESS STEEL SCREW</td> <td>2.000</td> <td>PZ</td> </tr> <tr> <td>VI1930A0</td> <td>5x25 ST. STEEL SCREW CHIP</td> <td>2.000</td> <td>PZ</td> </tr> </table>	JEM0555A0		1.000	PZ	VI1147A0	5X25 STAINLESS STEEL SCREW	2.000	PZ	VI1930A0	5x25 ST. STEEL SCREW CHIP	2.000	PZ																
JEM0555A0		1.000	PZ																											
VI1147A0	5X25 STAINLESS STEEL SCREW	2.000	PZ																											
VI1930A0	5x25 ST. STEEL SCREW CHIP	2.000	PZ																											
KTB3306A	BL SHOP.PRO CAMILLA HANDLE TUBE KIT	<table border="1"> <tr> <td>IC1308A0</td> <td></td> <td>1.000</td> <td>PZ</td> </tr> <tr> <td>JEM0519A0</td> <td></td> <td>1.000</td> <td>PZ</td> </tr> <tr> <td>SC1015A0</td> <td></td> <td>1.000</td> <td>PZ</td> </tr> <tr> <td>VI1147A0</td> <td>5X25 STAINLESS STEEL SCREW</td> <td>4.000</td> <td>PZ</td> </tr> <tr> <td>VI1930A0</td> <td>5x25 ST. STEEL SCREW CHIP</td> <td>4.000</td> <td>PZ</td> </tr> </table>	IC1308A0		1.000	PZ	JEM0519A0		1.000	PZ	SC1015A0		1.000	PZ	VI1147A0	5X25 STAINLESS STEEL SCREW	4.000	PZ	VI1930A0	5x25 ST. STEEL SCREW CHIP	4.000	PZ								
IC1308A0		1.000	PZ																											
JEM0519A0		1.000	PZ																											
SC1015A0		1.000	PZ																											
VI1147A0	5X25 STAINLESS STEEL SCREW	4.000	PZ																											
VI1930A0	5x25 ST. STEEL SCREW CHIP	4.000	PZ																											
VI1930A	5x25 ST. STEEL SCREW CHIP		KTB3305A	BL SHOP.PRO VITTORIA HANDLE TUBE KIT	<table border="1"> <tr> <td>JEM0518A0</td> <td></td> <td>1.000</td> <td>PZ</td> </tr> <tr> <td>VI1147A0</td> <td>5X25 STAINLESS STEEL SCREW</td> <td>4.000</td> <td>PZ</td> </tr> <tr> <td>VI1930A0</td> <td>5x25 ST. STEEL SCREW CHIP</td> <td>4.000</td> <td>PZ</td> </tr> </table>	JEM0518A0		1.000	PZ	VI1147A0	5X25 STAINLESS STEEL SCREW	4.000	PZ	VI1930A0	5x25 ST. STEEL SCREW CHIP	4.000	PZ													
			JEM0518A0		1.000	PZ																								
			VI1147A0	5X25 STAINLESS STEEL SCREW	4.000	PZ																								
VI1930A0	5x25 ST. STEEL SCREW CHIP	4.000	PZ																											

VI1930A	5x25 ST. STEEL SCREW CHIP		KTB3303A	BL SP STE-ELE LATER DOOR HANDLE TUBE KIT	<table border="1"> <tr><td>JEM0516A0</td><td></td><td>1.000</td><td>PZ</td></tr> <tr><td>VI1147A0</td><td>5X25 STAINLESS STEEL SCREW</td><td>4.000</td><td>PZ</td></tr> <tr><td>VI1930A0</td><td>5x25 ST. STEEL SCREW CHIP</td><td>4.000</td><td>PZ</td></tr> </table>	JEM0516A0		1.000	PZ	VI1147A0	5X25 STAINLESS STEEL SCREW	4.000	PZ	VI1930A0	5x25 ST. STEEL SCREW CHIP	4.000	PZ									
			JEM0516A0		1.000	PZ																				
			VI1147A0	5X25 STAINLESS STEEL SCREW	4.000	PZ																				
			VI1930A0	5x25 ST. STEEL SCREW CHIP	4.000	PZ																				
			KTB3302A	BL SP 600X400 DROPDOWN HANDLE TUBE KIT	<table border="1"> <tr><td>JEM0515A0</td><td></td><td>1.000</td><td>PZ</td></tr> <tr><td>VI1147A0</td><td>5X25 STAINLESS STEEL SCREW</td><td>4.000</td><td>PZ</td></tr> <tr><td>VI1930A0</td><td>5x25 ST. STEEL SCREW CHIP</td><td>4.000</td><td>PZ</td></tr> </table>	JEM0515A0		1.000	PZ	VI1147A0	5X25 STAINLESS STEEL SCREW	4.000	PZ	VI1930A0	5x25 ST. STEEL SCREW CHIP	4.000	PZ									
			JEM0515A0		1.000	PZ																				
			VI1147A0	5X25 STAINLESS STEEL SCREW	4.000	PZ																				
			VI1930A0	5x25 ST. STEEL SCREW CHIP	4.000	PZ																				
			KTB3301A	BL SP 460X330 DROPDOWN HANDLE TUBE KIT	<table border="1"> <tr><td>JEM0514A0</td><td></td><td>1.000</td><td>PZ</td></tr> <tr><td>VI1147A0</td><td>5X25 STAINLESS STEEL SCREW</td><td>4.000</td><td>PZ</td></tr> <tr><td>VI1930A0</td><td>5x25 ST. STEEL SCREW CHIP</td><td>4.000</td><td>PZ</td></tr> </table>	JEM0514A0		1.000	PZ	VI1147A0	5X25 STAINLESS STEEL SCREW	4.000	PZ	VI1930A0	5x25 ST. STEEL SCREW CHIP	4.000	PZ									
			JEM0514A0		1.000	PZ																				
			VI1147A0	5X25 STAINLESS STEEL SCREW	4.000	PZ																				
			VI1930A0	5x25 ST. STEEL SCREW CHIP	4.000	PZ																				
KPE2109A	BL SHOP.PRO TOUCH CONTROL BOARD KIT	<table border="1"> <tr><td>IC1306A0</td><td></td><td>1.000</td><td>PZ</td></tr> <tr><td>PE2109A3</td><td>SP TOUCH COMPLETE CONTROL BOARD</td><td>1.000</td><td>PZ</td></tr> <tr><td>SC1015A0</td><td></td><td>1.000</td><td>PZ</td></tr> <tr><td>VI1147A0</td><td>5X25 STAINLESS STEEL SCREW</td><td>2.000</td><td>PZ</td></tr> <tr><td>VI1930A0</td><td>5x25 ST. STEEL SCREW CHIP</td><td>2.000</td><td>PZ</td></tr> <tr><td>VM2147A0</td><td></td><td>1.000</td><td>PZ</td></tr> </table>	IC1306A0		1.000	PZ	PE2109A3	SP TOUCH COMPLETE CONTROL BOARD	1.000	PZ	SC1015A0		1.000	PZ	VI1147A0	5X25 STAINLESS STEEL SCREW	2.000	PZ	VI1930A0	5x25 ST. STEEL SCREW CHIP	2.000	PZ	VM2147A0		1.000	PZ
IC1306A0		1.000	PZ																							
PE2109A3	SP TOUCH COMPLETE CONTROL BOARD	1.000	PZ																							
SC1015A0		1.000	PZ																							
VI1147A0	5X25 STAINLESS STEEL SCREW	2.000	PZ																							
VI1930A0	5x25 ST. STEEL SCREW CHIP	2.000	PZ																							
VM2147A0		1.000	PZ																							
KPE2107A	BAKERLUX SP LED CONTROL BOARD KIT	<table border="1"> <tr><td>PE2107A2</td><td>BAKERLUX SHOP.PRO LED COMPLETE CONTROL</td><td>1.000</td><td>PZ</td></tr> <tr><td>VI1147A0</td><td>5X25 STAINLESS STEEL SCREW</td><td>2.000</td><td>PZ</td></tr> <tr><td>VI1930A0</td><td>5x25 ST. STEEL SCREW CHIP</td><td>2.000</td><td>PZ</td></tr> </table>	PE2107A2	BAKERLUX SHOP.PRO LED COMPLETE CONTROL	1.000	PZ	VI1147A0	5X25 STAINLESS STEEL SCREW	2.000	PZ	VI1930A0	5x25 ST. STEEL SCREW CHIP	2.000	PZ												
PE2107A2	BAKERLUX SHOP.PRO LED COMPLETE CONTROL	1.000	PZ																							
VI1147A0	5X25 STAINLESS STEEL SCREW	2.000	PZ																							
VI1930A0	5x25 ST. STEEL SCREW CHIP	2.000	PZ																							






VI1930A	5x25 ST. STEEL SCREW CHIP		KPE2105A	BAKERLUX SP GO CONTROL BOARD KIT	<table border="1"> <tr> <td>PE2105A2</td> <td>BLSP GO COMPLETE CONTROL</td> <td>1.000</td> <td>PZ</td> </tr> <tr> <td>VI1147A0</td> <td>5X25 STAINLESS STEEL SCREW</td> <td>2.000</td> <td>PZ</td> </tr> <tr> <td>VI1930A0</td> <td>5x25 ST. STEEL SCREW CHIP</td> <td>2.000</td> <td>PZ</td> </tr> </table>	PE2105A2	BLSP GO COMPLETE CONTROL	1.000	PZ	VI1147A0	5X25 STAINLESS STEEL SCREW	2.000	PZ	VI1930A0	5x25 ST. STEEL SCREW CHIP	2.000	PZ
PE2105A2	BLSP GO COMPLETE CONTROL	1.000	PZ														
VI1147A0	5X25 STAINLESS STEEL SCREW	2.000	PZ														
VI1930A0	5x25 ST. STEEL SCREW CHIP	2.000	PZ														
VI1996A	M5x35 SCREW		VI1996A0	M5x35 SCREW													
VM2261A	6 SERIES DOOR LOWER RIGHT CAP		KVM2261A	MIND.MAPS DOOR RIGHT LOWER CAP KIT	<table border="1"> <tr> <td>VI1996A0</td> <td>M5x35 SCREW</td> <td>3.000</td> <td>PZ</td> </tr> <tr> <td>VM2261A1</td> <td>6 SERIES DOOR LOWER RIGHT CAP</td> <td>1.000</td> <td>PZ</td> </tr> <tr> <td>VM2305A0</td> <td>6 SERIES DOOR CAP FIXING PAWL</td> <td>3.000</td> <td>PZ</td> </tr> </table>	VI1996A0	M5x35 SCREW	3.000	PZ	VM2261A1	6 SERIES DOOR LOWER RIGHT CAP	1.000	PZ	VM2305A0	6 SERIES DOOR CAP FIXING PAWL	3.000	PZ
VI1996A0	M5x35 SCREW	3.000	PZ														
VM2261A1	6 SERIES DOOR LOWER RIGHT CAP	1.000	PZ														
VM2305A0	6 SERIES DOOR CAP FIXING PAWL	3.000	PZ														
VM2267A	INTERNAL GLASS LOCKING SYSTEM SLIDER		VM2267A0	INTERNAL GLASS LOCKING SYSTEM SLIDER													
VM2268A	DOOR MAGNET COVER		KVM2386B	MM -M LEFT DOOR LEFT LOWER CAP KI	<table border="1"> <tr> <td>IC1298A0</td> <td></td> <td>1.000</td> <td>PZ</td> </tr> <tr> <td>RC1200A0</td> <td>ED=4 WIRE D.=0.5 COMPRESSIO N SPRING</td> <td>2.000</td> <td>PZ</td> </tr> <tr> <td>SC1010A0</td> <td>UNOX ENVELOPE FOR TECHN. DOCUMENTAT ION</td> <td>1.000</td> <td>PZ</td> </tr> </table>	IC1298A0		1.000	PZ	RC1200A0	ED=4 WIRE D.=0.5 COMPRESSIO N SPRING	2.000	PZ	SC1010A0	UNOX ENVELOPE FOR TECHN. DOCUMENTAT ION	1.000	PZ
IC1298A0		1.000	PZ														
RC1200A0	ED=4 WIRE D.=0.5 COMPRESSIO N SPRING	2.000	PZ														
SC1010A0	UNOX ENVELOPE FOR TECHN. DOCUMENTAT ION	1.000	PZ														


VM2268A	DOOR MAGNET COVER		KVM2386B	MM -M LEFT DOOR LEFT LOWER CAP KI	<table border="1"> <tr> <td>VE1030A1</td> <td>MAGNET FOR DOOR MICROSWITC H D=22.9mm</td> <td>1.000</td> <td>PZ</td> </tr> <tr> <td>VI1220A1</td> <td>4,2x12 TCB SELF-TAPPIN G SCREW</td> <td>1.000</td> <td>PZ</td> </tr> <tr> <td>VI1930A1</td> <td>ST. STEEL 5X20 CHIP SCREW</td> <td>4.000</td> <td>PZ</td> </tr> <tr> <td>VI1996A0</td> <td>M5x35 SCREW</td> <td>4.000</td> <td>PZ</td> </tr> <tr> <td>VM2267A0</td> <td>INTERNAL GLASS LOCKING SYSTEM SLIDER</td> <td>1.000</td> <td>PZ</td> </tr> <tr> <td>VM2268A0</td> <td>DOOR MAGNET COVER</td> <td>1.000</td> <td>PZ</td> </tr> <tr> <td>VM2269B0</td> <td>INNER GLASS FIXING CAP</td> <td>1.000</td> <td>PZ</td> </tr> <tr> <td>VM2305A0</td> <td>6 SERIES DOOR CAP FIXING PAWL</td> <td>4.000</td> <td>PZ</td> </tr> <tr> <td>VM2386B0</td> <td>MM -M LEFT DOOR LEFT LOWER CAP KI</td> <td>1.000</td> <td>PZ</td> </tr> </table>	VE1030A1	MAGNET FOR DOOR MICROSWITC H D=22.9mm	1.000	PZ	VI1220A1	4,2x12 TCB SELF-TAPPIN G SCREW	1.000	PZ	VI1930A1	ST. STEEL 5X20 CHIP SCREW	4.000	PZ	VI1996A0	M5x35 SCREW	4.000	PZ	VM2267A0	INTERNAL GLASS LOCKING SYSTEM SLIDER	1.000	PZ	VM2268A0	DOOR MAGNET COVER	1.000	PZ	VM2269B0	INNER GLASS FIXING CAP	1.000	PZ	VM2305A0	6 SERIES DOOR CAP FIXING PAWL	4.000	PZ	VM2386B0	MM -M LEFT DOOR LEFT LOWER CAP KI	1.000	PZ
VE1030A1	MAGNET FOR DOOR MICROSWITC H D=22.9mm	1.000	PZ																																						
VI1220A1	4,2x12 TCB SELF-TAPPIN G SCREW	1.000	PZ																																						
VI1930A1	ST. STEEL 5X20 CHIP SCREW	4.000	PZ																																						
VI1996A0	M5x35 SCREW	4.000	PZ																																						
VM2267A0	INTERNAL GLASS LOCKING SYSTEM SLIDER	1.000	PZ																																						
VM2268A0	DOOR MAGNET COVER	1.000	PZ																																						
VM2269B0	INNER GLASS FIXING CAP	1.000	PZ																																						
VM2305A0	6 SERIES DOOR CAP FIXING PAWL	4.000	PZ																																						
VM2386B0	MM -M LEFT DOOR LEFT LOWER CAP KI	1.000	PZ																																						
			KVM2385B	MM -M LEFT DOOR LEFT UPPER CAP KI	<table border="1"> <tr> <td>IC1298A0</td> <td></td> <td>1.000</td> <td>PZ</td> </tr> <tr> <td>RC1200A0</td> <td>ED=4 WIRE D.=0.5 COMPRESSIO N SPRING</td> <td>2.000</td> <td>PZ</td> </tr> <tr> <td>SC1010A0</td> <td>UNOX ENVELOPE FOR TECHN. DOCUMENTAT ION</td> <td>1.000</td> <td>PZ</td> </tr> <tr> <td>VE1030A1</td> <td>MAGNET FOR DOOR MICROSWITC H D=22.9mm</td> <td>1.000</td> <td>PZ</td> </tr> <tr> <td>VI1220A1</td> <td>4,2x12 TCB SELF-TAPPIN G SCREW</td> <td>1.000</td> <td>PZ</td> </tr> <tr> <td>VI1930A1</td> <td>ST. STEEL 5X20 CHIP SCREW</td> <td>4.000</td> <td>PZ</td> </tr> <tr> <td>VI1996A0</td> <td>M5x35 SCREW</td> <td>4.000</td> <td>PZ</td> </tr> <tr> <td>VM2267A0</td> <td>INTERNAL GLASS LOCKING SYSTEM SLIDER</td> <td>1.000</td> <td>PZ</td> </tr> </table>	IC1298A0		1.000	PZ	RC1200A0	ED=4 WIRE D.=0.5 COMPRESSIO N SPRING	2.000	PZ	SC1010A0	UNOX ENVELOPE FOR TECHN. DOCUMENTAT ION	1.000	PZ	VE1030A1	MAGNET FOR DOOR MICROSWITC H D=22.9mm	1.000	PZ	VI1220A1	4,2x12 TCB SELF-TAPPIN G SCREW	1.000	PZ	VI1930A1	ST. STEEL 5X20 CHIP SCREW	4.000	PZ	VI1996A0	M5x35 SCREW	4.000	PZ	VM2267A0	INTERNAL GLASS LOCKING SYSTEM SLIDER	1.000	PZ				
IC1298A0		1.000	PZ																																						
RC1200A0	ED=4 WIRE D.=0.5 COMPRESSIO N SPRING	2.000	PZ																																						
SC1010A0	UNOX ENVELOPE FOR TECHN. DOCUMENTAT ION	1.000	PZ																																						
VE1030A1	MAGNET FOR DOOR MICROSWITC H D=22.9mm	1.000	PZ																																						
VI1220A1	4,2x12 TCB SELF-TAPPIN G SCREW	1.000	PZ																																						
VI1930A1	ST. STEEL 5X20 CHIP SCREW	4.000	PZ																																						
VI1996A0	M5x35 SCREW	4.000	PZ																																						
VM2267A0	INTERNAL GLASS LOCKING SYSTEM SLIDER	1.000	PZ																																						

VM2268A	DOOR MAGNET COVER		<p>KVM2385B</p> <p>KVM2268A</p> <p>KVM2262B</p>	<p>MM -M LEFT DOOR LEFT UPPER CAP KI</p> <p>DOOR MAGNET COVER KIT</p> <p>MIND.MAPS -M DOOR RIGHT UPPER CAP KIT</p>	<table border="1"> <tr> <td>VM2268A0</td> <td>DOOR MAGNET COVER</td> <td>1.000</td> <td>PZ</td> </tr> <tr> <td>VM2269B0</td> <td>INNER GLASS FIXING CAP</td> <td>1.000</td> <td>PZ</td> </tr> <tr> <td>VM2305A0</td> <td>6 SERIES DOOR CAP FIXING PAWL</td> <td>4.000</td> <td>PZ</td> </tr> <tr> <td>VM2385B0</td> <td>S6 LEFT OVENS UPPER LEFT CAP</td> <td>1.000</td> <td>PZ</td> </tr> <tr> <td>SC1015A0</td> <td></td> <td>1.000</td> <td>PZ</td> </tr> <tr> <td>VM1224A0</td> <td></td> <td>200.000</td> <td>MM</td> </tr> <tr> <td>VM2268A0</td> <td>DOOR MAGNET COVER</td> <td>1.000</td> <td>PZ</td> </tr> <tr> <td>RC1200A0</td> <td>ED=4 WIRE D.=0.5 COMPRESSIO N SPRING</td> <td>2.000</td> <td>PZ</td> </tr> <tr> <td>SC1015A0</td> <td></td> <td>1.000</td> <td>PZ</td> </tr> <tr> <td>VE1030A1</td> <td>MAGNET FOR DOOR MICROSWITC H D=22,9mm</td> <td>1.000</td> <td>PZ</td> </tr> <tr> <td>VI1220A1</td> <td>4,2x12 TCB SELF-TAPPIN G SCREW</td> <td>1.000</td> <td>PZ</td> </tr> <tr> <td>VI1930A1</td> <td>ST. STEEL 5X20 CHIP SCREW</td> <td>4.000</td> <td>PZ</td> </tr> <tr> <td>VI1996A0</td> <td>M5x35 SCREW</td> <td>4.000</td> <td>PZ</td> </tr> <tr> <td>VM1224A0</td> <td></td> <td>300.000</td> <td>MM</td> </tr> <tr> <td>VM2262B0</td> <td>VM2262B0</td> <td>1.000</td> <td>PZ</td> </tr> <tr> <td>VM2267A0</td> <td>INTERNAL GLASS LOCKING SYSTEM SLIDER</td> <td>1.000</td> <td>PZ</td> </tr> <tr> <td>VM2268A0</td> <td>DOOR MAGNET COVER</td> <td>1.000</td> <td>PZ</td> </tr> <tr> <td>VM2269B0</td> <td>INNER GLASS FIXING CAP</td> <td>1.000</td> <td>PZ</td> </tr> <tr> <td>VM2305A0</td> <td>6 SERIES DOOR CAP FIXING PAWL</td> <td>4.000</td> <td>PZ</td> </tr> </table>	VM2268A0	DOOR MAGNET COVER	1.000	PZ	VM2269B0	INNER GLASS FIXING CAP	1.000	PZ	VM2305A0	6 SERIES DOOR CAP FIXING PAWL	4.000	PZ	VM2385B0	S6 LEFT OVENS UPPER LEFT CAP	1.000	PZ	SC1015A0		1.000	PZ	VM1224A0		200.000	MM	VM2268A0	DOOR MAGNET COVER	1.000	PZ	RC1200A0	ED=4 WIRE D.=0.5 COMPRESSIO N SPRING	2.000	PZ	SC1015A0		1.000	PZ	VE1030A1	MAGNET FOR DOOR MICROSWITC H D=22,9mm	1.000	PZ	VI1220A1	4,2x12 TCB SELF-TAPPIN G SCREW	1.000	PZ	VI1930A1	ST. STEEL 5X20 CHIP SCREW	4.000	PZ	VI1996A0	M5x35 SCREW	4.000	PZ	VM1224A0		300.000	MM	VM2262B0	VM2262B0	1.000	PZ	VM2267A0	INTERNAL GLASS LOCKING SYSTEM SLIDER	1.000	PZ	VM2268A0	DOOR MAGNET COVER	1.000	PZ	VM2269B0	INNER GLASS FIXING CAP	1.000	PZ	VM2305A0	6 SERIES DOOR CAP FIXING PAWL	4.000	PZ
VM2268A0	DOOR MAGNET COVER	1.000	PZ																																																																														
VM2269B0	INNER GLASS FIXING CAP	1.000	PZ																																																																														
VM2305A0	6 SERIES DOOR CAP FIXING PAWL	4.000	PZ																																																																														
VM2385B0	S6 LEFT OVENS UPPER LEFT CAP	1.000	PZ																																																																														
SC1015A0		1.000	PZ																																																																														
VM1224A0		200.000	MM																																																																														
VM2268A0	DOOR MAGNET COVER	1.000	PZ																																																																														
RC1200A0	ED=4 WIRE D.=0.5 COMPRESSIO N SPRING	2.000	PZ																																																																														
SC1015A0		1.000	PZ																																																																														
VE1030A1	MAGNET FOR DOOR MICROSWITC H D=22,9mm	1.000	PZ																																																																														
VI1220A1	4,2x12 TCB SELF-TAPPIN G SCREW	1.000	PZ																																																																														
VI1930A1	ST. STEEL 5X20 CHIP SCREW	4.000	PZ																																																																														
VI1996A0	M5x35 SCREW	4.000	PZ																																																																														
VM1224A0		300.000	MM																																																																														
VM2262B0	VM2262B0	1.000	PZ																																																																														
VM2267A0	INTERNAL GLASS LOCKING SYSTEM SLIDER	1.000	PZ																																																																														
VM2268A0	DOOR MAGNET COVER	1.000	PZ																																																																														
VM2269B0	INNER GLASS FIXING CAP	1.000	PZ																																																																														
VM2305A0	6 SERIES DOOR CAP FIXING PAWL	4.000	PZ																																																																														


VM2268A	DOOR MAGNET COVER		KVM2261B	MIND.MAPS -M DOOR RIGHT LOWER CAP KIT	<table border="1"> <tr> <td>RC1200A0</td> <td>ED=4 WIRE D.=0.5 COMPRESSIO N SPRING</td> <td>2.000</td> <td>PZ</td> </tr> <tr> <td>SC1015A0</td> <td></td> <td>1.000</td> <td>PZ</td> </tr> <tr> <td>VE1030A1</td> <td>MAGNET FOR DOOR MICROSWITC H D=22,9mm</td> <td>1.000</td> <td>PZ</td> </tr> <tr> <td>VI1220A1</td> <td>4,2x12 TCB SELF-TAPPIN G SCREW</td> <td>1.000</td> <td>PZ</td> </tr> <tr> <td>VI1930A1</td> <td>ST. STEEL 5X20 CHIP SCREW</td> <td>4.000</td> <td>PZ</td> </tr> <tr> <td>VI1996A0</td> <td>M5x35 SCREW</td> <td>4.000</td> <td>PZ</td> </tr> <tr> <td>VM1224A0</td> <td></td> <td>200.000</td> <td>MM</td> </tr> <tr> <td>VM2261B0</td> <td>VM2261B0</td> <td>1.000</td> <td>PZ</td> </tr> <tr> <td>VM2267A0</td> <td>INTERNAL GLASS LOCKING SYSTEM SLIDER</td> <td>1.000</td> <td>PZ</td> </tr> <tr> <td>VM2268A0</td> <td>DOOR MAGNET COVER</td> <td>1.000</td> <td>PZ</td> </tr> <tr> <td>VM2269B0</td> <td>INNER GLASS FIXING CAP</td> <td>1.000</td> <td>PZ</td> </tr> <tr> <td>VM2305A0</td> <td>6 SERIES DOOR CAP FIXING PAWL</td> <td>4.000</td> <td>PZ</td> </tr> </table>	RC1200A0	ED=4 WIRE D.=0.5 COMPRESSIO N SPRING	2.000	PZ	SC1015A0		1.000	PZ	VE1030A1	MAGNET FOR DOOR MICROSWITC H D=22,9mm	1.000	PZ	VI1220A1	4,2x12 TCB SELF-TAPPIN G SCREW	1.000	PZ	VI1930A1	ST. STEEL 5X20 CHIP SCREW	4.000	PZ	VI1996A0	M5x35 SCREW	4.000	PZ	VM1224A0		200.000	MM	VM2261B0	VM2261B0	1.000	PZ	VM2267A0	INTERNAL GLASS LOCKING SYSTEM SLIDER	1.000	PZ	VM2268A0	DOOR MAGNET COVER	1.000	PZ	VM2269B0	INNER GLASS FIXING CAP	1.000	PZ	VM2305A0	6 SERIES DOOR CAP FIXING PAWL	4.000	PZ
RC1200A0	ED=4 WIRE D.=0.5 COMPRESSIO N SPRING	2.000	PZ																																																		
SC1015A0		1.000	PZ																																																		
VE1030A1	MAGNET FOR DOOR MICROSWITC H D=22,9mm	1.000	PZ																																																		
VI1220A1	4,2x12 TCB SELF-TAPPIN G SCREW	1.000	PZ																																																		
VI1930A1	ST. STEEL 5X20 CHIP SCREW	4.000	PZ																																																		
VI1996A0	M5x35 SCREW	4.000	PZ																																																		
VM1224A0		200.000	MM																																																		
VM2261B0	VM2261B0	1.000	PZ																																																		
VM2267A0	INTERNAL GLASS LOCKING SYSTEM SLIDER	1.000	PZ																																																		
VM2268A0	DOOR MAGNET COVER	1.000	PZ																																																		
VM2269B0	INNER GLASS FIXING CAP	1.000	PZ																																																		
VM2305A0	6 SERIES DOOR CAP FIXING PAWL	4.000	PZ																																																		
VM2269A	INTERNAL GLASS LOCKING SYSTEM CAP		KVM2269A	INNER GLASS FIXING CAP KIT	<table border="1"> <tr> <td>VM1224A0</td> <td></td> <td>200.000</td> <td>MM</td> </tr> <tr> <td>VM2269A0</td> <td>INTERNAL GLASS LOCKING SYSTEM CAP</td> <td>2.000</td> <td>PC</td> </tr> </table>	VM1224A0		200.000	MM	VM2269A0	INTERNAL GLASS LOCKING SYSTEM CAP	2.000	PC																																								
VM1224A0		200.000	MM																																																		
VM2269A0	INTERNAL GLASS LOCKING SYSTEM CAP	2.000	PC																																																		
VM2305A	6 SERIES DOOR CAP FIXING PAWL		KVM2386B	MM -M LEFT DOOR LEFT LOWER CAP KI	<table border="1"> <tr> <td>IC1298A0</td> <td></td> <td>1.000</td> <td>PZ</td> </tr> <tr> <td>RC1200A0</td> <td>ED=4 WIRE D.=0.5 COMPRESSIO N SPRING</td> <td>2.000</td> <td>PZ</td> </tr> <tr> <td>SC1010A0</td> <td>UNOX ENVELOPE FOR TECHN. DOCUMENTAT ION</td> <td>1.000</td> <td>PZ</td> </tr> </table>	IC1298A0		1.000	PZ	RC1200A0	ED=4 WIRE D.=0.5 COMPRESSIO N SPRING	2.000	PZ	SC1010A0	UNOX ENVELOPE FOR TECHN. DOCUMENTAT ION	1.000	PZ																																				
IC1298A0		1.000	PZ																																																		
RC1200A0	ED=4 WIRE D.=0.5 COMPRESSIO N SPRING	2.000	PZ																																																		
SC1010A0	UNOX ENVELOPE FOR TECHN. DOCUMENTAT ION	1.000	PZ																																																		

VM2305A	6 SERIES DOOR CAP FIXING PAWL		KVM2386B	MM -M LEFT DOOR LEFT LOWER CAP KI	<table border="1"> <tr> <td>VE1030A1</td> <td>MAGNET FOR DOOR MICROSWITC H D=22.9mm</td> <td>1.000</td> <td>PZ</td> </tr> <tr> <td>VI1220A1</td> <td>4.2x12 TCB SELF-TAPPING SCREW</td> <td>1.000</td> <td>PZ</td> </tr> <tr> <td>VI1930A1</td> <td>ST. STEEL 5X20 CHIP SCREW</td> <td>4.000</td> <td>PZ</td> </tr> <tr> <td>VI1996A0</td> <td>M5x35 SCREW</td> <td>4.000</td> <td>PZ</td> </tr> <tr> <td>VM2267A0</td> <td>INTERNAL GLASS LOCKING SYSTEM SLIDER</td> <td>1.000</td> <td>PZ</td> </tr> <tr> <td>VM2268A0</td> <td>DOOR MAGNET COVER</td> <td>1.000</td> <td>PZ</td> </tr> <tr> <td>VM2269B0</td> <td>INNER GLASS FIXING CAP</td> <td>1.000</td> <td>PZ</td> </tr> <tr> <td>VM2305A0</td> <td>6 SERIES DOOR CAP FIXING PAWL</td> <td>4.000</td> <td>PZ</td> </tr> <tr> <td>VM2386B0</td> <td>MM -M LEFT DOOR LEFT LOWER CAP KI</td> <td>1.000</td> <td>PZ</td> </tr> </table>	VE1030A1	MAGNET FOR DOOR MICROSWITC H D=22.9mm	1.000	PZ	VI1220A1	4.2x12 TCB SELF-TAPPING SCREW	1.000	PZ	VI1930A1	ST. STEEL 5X20 CHIP SCREW	4.000	PZ	VI1996A0	M5x35 SCREW	4.000	PZ	VM2267A0	INTERNAL GLASS LOCKING SYSTEM SLIDER	1.000	PZ	VM2268A0	DOOR MAGNET COVER	1.000	PZ	VM2269B0	INNER GLASS FIXING CAP	1.000	PZ	VM2305A0	6 SERIES DOOR CAP FIXING PAWL	4.000	PZ	VM2386B0	MM -M LEFT DOOR LEFT LOWER CAP KI	1.000	PZ
VE1030A1	MAGNET FOR DOOR MICROSWITC H D=22.9mm	1.000	PZ																																						
VI1220A1	4.2x12 TCB SELF-TAPPING SCREW	1.000	PZ																																						
VI1930A1	ST. STEEL 5X20 CHIP SCREW	4.000	PZ																																						
VI1996A0	M5x35 SCREW	4.000	PZ																																						
VM2267A0	INTERNAL GLASS LOCKING SYSTEM SLIDER	1.000	PZ																																						
VM2268A0	DOOR MAGNET COVER	1.000	PZ																																						
VM2269B0	INNER GLASS FIXING CAP	1.000	PZ																																						
VM2305A0	6 SERIES DOOR CAP FIXING PAWL	4.000	PZ																																						
VM2386B0	MM -M LEFT DOOR LEFT LOWER CAP KI	1.000	PZ																																						
			KVM2386A	PLAST NOSNIK L/D. ROH DVERI KLIKA R.	<table border="1"> <tr> <td>SC1010A0</td> <td>UNOX ENVELOPE FOR TECHN. DOCUMENTATION</td> <td>1.000</td> <td>PC</td> </tr> <tr> <td>VI1996A0</td> <td>M5x35 SCREW</td> <td>3.000</td> <td>PC</td> </tr> <tr> <td>VM1224A0</td> <td></td> <td>200.000</td> <td>MM</td> </tr> <tr> <td>VM2305A0</td> <td>6 SERIES DOOR CAP FIXING PAWL</td> <td>3.000</td> <td>PC</td> </tr> <tr> <td>VM2386A1</td> <td>LEFT MM DOOR LOWER LEFT CAP</td> <td>1.000</td> <td>PC</td> </tr> </table>	SC1010A0	UNOX ENVELOPE FOR TECHN. DOCUMENTATION	1.000	PC	VI1996A0	M5x35 SCREW	3.000	PC	VM1224A0		200.000	MM	VM2305A0	6 SERIES DOOR CAP FIXING PAWL	3.000	PC	VM2386A1	LEFT MM DOOR LOWER LEFT CAP	1.000	PC																
SC1010A0	UNOX ENVELOPE FOR TECHN. DOCUMENTATION	1.000	PC																																						
VI1996A0	M5x35 SCREW	3.000	PC																																						
VM1224A0		200.000	MM																																						
VM2305A0	6 SERIES DOOR CAP FIXING PAWL	3.000	PC																																						
VM2386A1	LEFT MM DOOR LOWER LEFT CAP	1.000	PC																																						
			KVM2385B	MM -M LEFT DOOR LEFT UPPER CAP KI	<table border="1"> <tr> <td>IC1298A0</td> <td></td> <td>1.000</td> <td>PZ</td> </tr> <tr> <td>RC1200A0</td> <td>ED=4 WIRE D.=0.5 COMPRESSION SPRING</td> <td>2.000</td> <td>PZ</td> </tr> <tr> <td>SC1010A0</td> <td>UNOX ENVELOPE FOR TECHN. DOCUMENTATION</td> <td>1.000</td> <td>PZ</td> </tr> </table>	IC1298A0		1.000	PZ	RC1200A0	ED=4 WIRE D.=0.5 COMPRESSION SPRING	2.000	PZ	SC1010A0	UNOX ENVELOPE FOR TECHN. DOCUMENTATION	1.000	PZ																								
IC1298A0		1.000	PZ																																						
RC1200A0	ED=4 WIRE D.=0.5 COMPRESSION SPRING	2.000	PZ																																						
SC1010A0	UNOX ENVELOPE FOR TECHN. DOCUMENTATION	1.000	PZ																																						

VM2305A	6 SERIES DOOR CAP FIXING PAWL		KVM2385B	MM -M LEFT DOOR LEFT UPPER CAP KI	<table border="1"> <tr> <td>VE1030A1</td> <td>MAGNET FOR DOOR MICROSWITC H D=22.9mm</td> <td>1.000</td> <td>PZ</td> </tr> <tr> <td>VI1220A1</td> <td>4.2x12 TCB SELF-TAPPIN G SCREW</td> <td>1.000</td> <td>PZ</td> </tr> <tr> <td>VI1930A1</td> <td>ST. STEEL 5X20 CHIP SCREW</td> <td>4.000</td> <td>PZ</td> </tr> <tr> <td>VI1996A0</td> <td>M5x35 SCREW</td> <td>4.000</td> <td>PZ</td> </tr> <tr> <td>VM2267A0</td> <td>INTERNAL GLASS LOCKING SYSTEM SLIDER</td> <td>1.000</td> <td>PZ</td> </tr> <tr> <td>VM2268A0</td> <td>DOOR MAGNET COVER</td> <td>1.000</td> <td>PZ</td> </tr> <tr> <td>VM2269B0</td> <td>INNER GLASS FIXING CAP</td> <td>1.000</td> <td>PZ</td> </tr> <tr> <td>VM2305A0</td> <td>6 SERIES DOOR CAP FIXING PAWL</td> <td>4.000</td> <td>PZ</td> </tr> <tr> <td>VM2385B0</td> <td>S6 LEFT OVENS UPPER LEFT CAP</td> <td>1.000</td> <td>PZ</td> </tr> <tr> <td>SC1010A0</td> <td>UNOX ENVELOPE FOR TECHN. DOCUMENTAT ION</td> <td>1.000</td> <td>PC</td> </tr> <tr> <td>VI1996A0</td> <td>M5x35 SCREW</td> <td>3.000</td> <td>PC</td> </tr> <tr> <td>VM1224A0</td> <td></td> <td>300.000</td> <td>MM</td> </tr> <tr> <td>VM2305A0</td> <td>6 SERIES DOOR CAP FIXING PAWL</td> <td>3.000</td> <td>PC</td> </tr> <tr> <td>VM2385A1</td> <td>LEFT MM DOOR UPPER LEFT CAP</td> <td>1.000</td> <td>PC</td> </tr> <tr> <td>IC1298A0</td> <td></td> <td>1.000</td> <td>PZ</td> </tr> <tr> <td>SC1010A0</td> <td>UNOX ENVELOPE FOR TECHN. DOCUMENTAT ION</td> <td>1.000</td> <td>PZ</td> </tr> <tr> <td>VI1074A0</td> <td>4X16 SCREW FOR PLASTIC</td> <td>1.000</td> <td>PZ</td> </tr> <tr> <td>VI1930A1</td> <td>ST. STEEL 5X20 CHIP SCREW</td> <td>4.000</td> <td>PZ</td> </tr> </table>	VE1030A1	MAGNET FOR DOOR MICROSWITC H D=22.9mm	1.000	PZ	VI1220A1	4.2x12 TCB SELF-TAPPIN G SCREW	1.000	PZ	VI1930A1	ST. STEEL 5X20 CHIP SCREW	4.000	PZ	VI1996A0	M5x35 SCREW	4.000	PZ	VM2267A0	INTERNAL GLASS LOCKING SYSTEM SLIDER	1.000	PZ	VM2268A0	DOOR MAGNET COVER	1.000	PZ	VM2269B0	INNER GLASS FIXING CAP	1.000	PZ	VM2305A0	6 SERIES DOOR CAP FIXING PAWL	4.000	PZ	VM2385B0	S6 LEFT OVENS UPPER LEFT CAP	1.000	PZ	SC1010A0	UNOX ENVELOPE FOR TECHN. DOCUMENTAT ION	1.000	PC	VI1996A0	M5x35 SCREW	3.000	PC	VM1224A0		300.000	MM	VM2305A0	6 SERIES DOOR CAP FIXING PAWL	3.000	PC	VM2385A1	LEFT MM DOOR UPPER LEFT CAP	1.000	PC	IC1298A0		1.000	PZ	SC1010A0	UNOX ENVELOPE FOR TECHN. DOCUMENTAT ION	1.000	PZ	VI1074A0	4X16 SCREW FOR PLASTIC	1.000	PZ	VI1930A1	ST. STEEL 5X20 CHIP SCREW	4.000	PZ
VE1030A1	MAGNET FOR DOOR MICROSWITC H D=22.9mm	1.000	PZ																																																																										
VI1220A1	4.2x12 TCB SELF-TAPPIN G SCREW	1.000	PZ																																																																										
VI1930A1	ST. STEEL 5X20 CHIP SCREW	4.000	PZ																																																																										
VI1996A0	M5x35 SCREW	4.000	PZ																																																																										
VM2267A0	INTERNAL GLASS LOCKING SYSTEM SLIDER	1.000	PZ																																																																										
VM2268A0	DOOR MAGNET COVER	1.000	PZ																																																																										
VM2269B0	INNER GLASS FIXING CAP	1.000	PZ																																																																										
VM2305A0	6 SERIES DOOR CAP FIXING PAWL	4.000	PZ																																																																										
VM2385B0	S6 LEFT OVENS UPPER LEFT CAP	1.000	PZ																																																																										
SC1010A0	UNOX ENVELOPE FOR TECHN. DOCUMENTAT ION	1.000	PC																																																																										
VI1996A0	M5x35 SCREW	3.000	PC																																																																										
VM1224A0		300.000	MM																																																																										
VM2305A0	6 SERIES DOOR CAP FIXING PAWL	3.000	PC																																																																										
VM2385A1	LEFT MM DOOR UPPER LEFT CAP	1.000	PC																																																																										
IC1298A0		1.000	PZ																																																																										
SC1010A0	UNOX ENVELOPE FOR TECHN. DOCUMENTAT ION	1.000	PZ																																																																										
VI1074A0	4X16 SCREW FOR PLASTIC	1.000	PZ																																																																										
VI1930A1	ST. STEEL 5X20 CHIP SCREW	4.000	PZ																																																																										
			KVM2385A	PLAST NOSNIK L/H. ROH DVERI KLIKA R.																																																																									
			KVM2384B	MM- M LEFT DOOR RIGHT LOWER CAP KIT																																																																									

VM2305A	6 SERIES DOOR CAP FIXING PAWL		KVM2384B	MM- M LEFT DOOR RIGHT LOWER CAP KIT	<table border="1"> <tr><td>VI1996A0</td><td>M5x35 SCREW</td><td>2.000</td><td>PZ</td></tr> <tr><td>VM1224A0</td><td></td><td>200.000</td><td>MM</td></tr> <tr><td>VM2274A0</td><td>GROOVED BUSHING</td><td>1.000</td><td>PZ</td></tr> <tr><td>VM2305A0</td><td>6 SERIES DOOR CAP FIXING PAWL</td><td>3.000</td><td>PZ</td></tr> <tr><td>VM2384B0</td><td>VM2384B0</td><td>1.000</td><td>PZ</td></tr> <tr><td>VP1081A0</td><td>UPPER HINGE CAP FOR UPPER INNER GLASS</td><td>1.000</td><td>PZ</td></tr> </table>	VI1996A0	M5x35 SCREW	2.000	PZ	VM1224A0		200.000	MM	VM2274A0	GROOVED BUSHING	1.000	PZ	VM2305A0	6 SERIES DOOR CAP FIXING PAWL	3.000	PZ	VM2384B0	VM2384B0	1.000	PZ	VP1081A0	UPPER HINGE CAP FOR UPPER INNER GLASS	1.000	PZ									
			VI1996A0	M5x35 SCREW	2.000	PZ																																
			VM1224A0		200.000	MM																																
VM2274A0	GROOVED BUSHING	1.000	PZ																																			
VM2305A0	6 SERIES DOOR CAP FIXING PAWL	3.000	PZ																																			
VM2384B0	VM2384B0	1.000	PZ																																			
VP1081A0	UPPER HINGE CAP FOR UPPER INNER GLASS	1.000	PZ																																			
KVM2383B	MM -M LEFT DOOR RIGHT UPPER CAP KIT	<table border="1"> <tr><td>IC1298A0</td><td></td><td>1.000</td><td>PZ</td></tr> <tr><td>SC1010A0</td><td>UNOX ENVELOPE FOR TECHN. DOCUMENTAT ION</td><td>1.000</td><td>PZ</td></tr> <tr><td>VI1074A0</td><td>4X16 SCREW FOR PLASTIC</td><td>1.000</td><td>PZ</td></tr> <tr><td>VI1930A1</td><td>ST. STEEL 5X20 CHIP SCREW</td><td>4.000</td><td>PZ</td></tr> <tr><td>VI1996A0</td><td>M5x35 SCREW</td><td>3.000</td><td>PZ</td></tr> <tr><td>VM2275A0</td><td>SMOOTH BUSHING</td><td>1.000</td><td>PZ</td></tr> <tr><td>VM2305A0</td><td>6 SERIES DOOR CAP FIXING PAWL</td><td>3.000</td><td>PZ</td></tr> <tr><td>VM2383B0</td><td>S6 LEFT OVENS UPPER RIGHT CAP</td><td>1.000</td><td>PZ</td></tr> <tr><td>VP1080A0</td><td>UPPER HINGE CAP FOR LOWER INNER GLASS</td><td>1.000</td><td>PZ</td></tr> </table>	IC1298A0		1.000	PZ	SC1010A0	UNOX ENVELOPE FOR TECHN. DOCUMENTAT ION	1.000	PZ	VI1074A0	4X16 SCREW FOR PLASTIC	1.000	PZ	VI1930A1	ST. STEEL 5X20 CHIP SCREW	4.000	PZ	VI1996A0	M5x35 SCREW	3.000	PZ	VM2275A0	SMOOTH BUSHING	1.000	PZ	VM2305A0	6 SERIES DOOR CAP FIXING PAWL	3.000	PZ	VM2383B0	S6 LEFT OVENS UPPER RIGHT CAP	1.000	PZ	VP1080A0	UPPER HINGE CAP FOR LOWER INNER GLASS	1.000	PZ
IC1298A0		1.000	PZ																																			
SC1010A0	UNOX ENVELOPE FOR TECHN. DOCUMENTAT ION	1.000	PZ																																			
VI1074A0	4X16 SCREW FOR PLASTIC	1.000	PZ																																			
VI1930A1	ST. STEEL 5X20 CHIP SCREW	4.000	PZ																																			
VI1996A0	M5x35 SCREW	3.000	PZ																																			
VM2275A0	SMOOTH BUSHING	1.000	PZ																																			
VM2305A0	6 SERIES DOOR CAP FIXING PAWL	3.000	PZ																																			
VM2383B0	S6 LEFT OVENS UPPER RIGHT CAP	1.000	PZ																																			
VP1080A0	UPPER HINGE CAP FOR LOWER INNER GLASS	1.000	PZ																																			
KVM2383A	MIND.MAPS LEFT DOOR RIGHT UPPER CAP KIT	<table border="1"> <tr><td>IC1298A0</td><td></td><td>1.000</td><td>PC</td></tr> <tr><td>SC1010A0</td><td>UNOX ENVELOPE FOR TECHN. DOCUMENTAT ION</td><td>1.000</td><td>PC</td></tr> <tr><td>VI1930A1</td><td>ST. STEEL 5X20 CHIP SCREW</td><td>4.000</td><td>PC</td></tr> <tr><td>VI1996A0</td><td>M5x35 SCREW</td><td>3.000</td><td>PC</td></tr> <tr><td>VM2275A0</td><td>SMOOTH BUSHING</td><td>1.000</td><td>PC</td></tr> <tr><td>VM2305A0</td><td>6 SERIES DOOR CAP FIXING PAWL</td><td>3.000</td><td>PC</td></tr> <tr><td>VM2383A0</td><td>MM LEFT DOOR RIGHT UPPER CAP</td><td>1.000</td><td>PC</td></tr> </table>	IC1298A0		1.000	PC	SC1010A0	UNOX ENVELOPE FOR TECHN. DOCUMENTAT ION	1.000	PC	VI1930A1	ST. STEEL 5X20 CHIP SCREW	4.000	PC	VI1996A0	M5x35 SCREW	3.000	PC	VM2275A0	SMOOTH BUSHING	1.000	PC	VM2305A0	6 SERIES DOOR CAP FIXING PAWL	3.000	PC	VM2383A0	MM LEFT DOOR RIGHT UPPER CAP	1.000	PC								
IC1298A0		1.000	PC																																			
SC1010A0	UNOX ENVELOPE FOR TECHN. DOCUMENTAT ION	1.000	PC																																			
VI1930A1	ST. STEEL 5X20 CHIP SCREW	4.000	PC																																			
VI1996A0	M5x35 SCREW	3.000	PC																																			
VM2275A0	SMOOTH BUSHING	1.000	PC																																			
VM2305A0	6 SERIES DOOR CAP FIXING PAWL	3.000	PC																																			
VM2383A0	MM LEFT DOOR RIGHT UPPER CAP	1.000	PC																																			






<p>VM2305A</p>	<p>6 SERIES DOOR CAP FIXING PAWL</p>		<p>KVM2305A</p> <p>KVM2262B</p> <p>KVM2261B</p>	<p>MM FIXING DOOR THUB SCREWS 10 PCS KIT</p> <p>MIND.MAPS -M DOOR RIGHT UPPER CAP KIT</p> <p>MIND.MAPS -M DOOR RIGHT LOWER CAP KIT</p>	<table border="1"> <tr> <td>VM1224A0</td> <td></td> <td>150.000</td> <td>MM</td> </tr> <tr> <td>VM2305A0</td> <td>6 SERIES DOOR CAP FIXING PAWL</td> <td>10.000</td> <td>PZ</td> </tr> <tr> <td>RC1200A0</td> <td>ED=4 WIRE D.=0.5 COMPRESSIO N SPRING</td> <td>2.000</td> <td>PZ</td> </tr> <tr> <td>SC1015A0</td> <td></td> <td>1.000</td> <td>PZ</td> </tr> <tr> <td>VE1030A1</td> <td>MAGNET FOR DOOR MICROSWITC H D=22,9mm</td> <td>1.000</td> <td>PZ</td> </tr> <tr> <td>VI1220A1</td> <td>4,2x12 TCB SELF-TAPPIN G SCREW</td> <td>1.000</td> <td>PZ</td> </tr> <tr> <td>VI1930A1</td> <td>ST. STEEL 5X20 CHIP SCREW</td> <td>4.000</td> <td>PZ</td> </tr> <tr> <td>VI1996A0</td> <td>M5x35 SCREW</td> <td>4.000</td> <td>PZ</td> </tr> <tr> <td>VM1224A0</td> <td></td> <td>300.000</td> <td>MM</td> </tr> <tr> <td>VM2262B0</td> <td>VM2262B0</td> <td>1.000</td> <td>PZ</td> </tr> <tr> <td>VM2267A0</td> <td>INTERNAL GLASS LOCKING SYSTEM SLIDER</td> <td>1.000</td> <td>PZ</td> </tr> <tr> <td>VM2268A0</td> <td>DOOR MAGNET COVER</td> <td>1.000</td> <td>PZ</td> </tr> <tr> <td>VM2269B0</td> <td>INNER GLASS FIXING CAP</td> <td>1.000</td> <td>PZ</td> </tr> <tr> <td>VM2305A0</td> <td>6 SERIES DOOR CAP FIXING PAWL</td> <td>4.000</td> <td>PZ</td> </tr> <tr> <td>RC1200A0</td> <td>ED=4 WIRE D.=0.5 COMPRESSIO N SPRING</td> <td>2.000</td> <td>PZ</td> </tr> <tr> <td>SC1015A0</td> <td></td> <td>1.000</td> <td>PZ</td> </tr> <tr> <td>VE1030A1</td> <td>MAGNET FOR DOOR MICROSWITC H D=22,9mm</td> <td>1.000</td> <td>PZ</td> </tr> <tr> <td>VI1220A1</td> <td>4,2x12 TCB SELF-TAPPIN G SCREW</td> <td>1.000</td> <td>PZ</td> </tr> <tr> <td>VI1930A1</td> <td>ST. STEEL 5X20 CHIP SCREW</td> <td>4.000</td> <td>PZ</td> </tr> <tr> <td>VI1996A0</td> <td>M5x35 SCREW</td> <td>4.000</td> <td>PZ</td> </tr> <tr> <td>VM1224A0</td> <td></td> <td>200.000</td> <td>MM</td> </tr> </table>	VM1224A0		150.000	MM	VM2305A0	6 SERIES DOOR CAP FIXING PAWL	10.000	PZ	RC1200A0	ED=4 WIRE D.=0.5 COMPRESSIO N SPRING	2.000	PZ	SC1015A0		1.000	PZ	VE1030A1	MAGNET FOR DOOR MICROSWITC H D=22,9mm	1.000	PZ	VI1220A1	4,2x12 TCB SELF-TAPPIN G SCREW	1.000	PZ	VI1930A1	ST. STEEL 5X20 CHIP SCREW	4.000	PZ	VI1996A0	M5x35 SCREW	4.000	PZ	VM1224A0		300.000	MM	VM2262B0	VM2262B0	1.000	PZ	VM2267A0	INTERNAL GLASS LOCKING SYSTEM SLIDER	1.000	PZ	VM2268A0	DOOR MAGNET COVER	1.000	PZ	VM2269B0	INNER GLASS FIXING CAP	1.000	PZ	VM2305A0	6 SERIES DOOR CAP FIXING PAWL	4.000	PZ	RC1200A0	ED=4 WIRE D.=0.5 COMPRESSIO N SPRING	2.000	PZ	SC1015A0		1.000	PZ	VE1030A1	MAGNET FOR DOOR MICROSWITC H D=22,9mm	1.000	PZ	VI1220A1	4,2x12 TCB SELF-TAPPIN G SCREW	1.000	PZ	VI1930A1	ST. STEEL 5X20 CHIP SCREW	4.000	PZ	VI1996A0	M5x35 SCREW	4.000	PZ	VM1224A0		200.000	MM
VM1224A0		150.000	MM																																																																																						
VM2305A0	6 SERIES DOOR CAP FIXING PAWL	10.000	PZ																																																																																						
RC1200A0	ED=4 WIRE D.=0.5 COMPRESSIO N SPRING	2.000	PZ																																																																																						
SC1015A0		1.000	PZ																																																																																						
VE1030A1	MAGNET FOR DOOR MICROSWITC H D=22,9mm	1.000	PZ																																																																																						
VI1220A1	4,2x12 TCB SELF-TAPPIN G SCREW	1.000	PZ																																																																																						
VI1930A1	ST. STEEL 5X20 CHIP SCREW	4.000	PZ																																																																																						
VI1996A0	M5x35 SCREW	4.000	PZ																																																																																						
VM1224A0		300.000	MM																																																																																						
VM2262B0	VM2262B0	1.000	PZ																																																																																						
VM2267A0	INTERNAL GLASS LOCKING SYSTEM SLIDER	1.000	PZ																																																																																						
VM2268A0	DOOR MAGNET COVER	1.000	PZ																																																																																						
VM2269B0	INNER GLASS FIXING CAP	1.000	PZ																																																																																						
VM2305A0	6 SERIES DOOR CAP FIXING PAWL	4.000	PZ																																																																																						
RC1200A0	ED=4 WIRE D.=0.5 COMPRESSIO N SPRING	2.000	PZ																																																																																						
SC1015A0		1.000	PZ																																																																																						
VE1030A1	MAGNET FOR DOOR MICROSWITC H D=22,9mm	1.000	PZ																																																																																						
VI1220A1	4,2x12 TCB SELF-TAPPIN G SCREW	1.000	PZ																																																																																						
VI1930A1	ST. STEEL 5X20 CHIP SCREW	4.000	PZ																																																																																						
VI1996A0	M5x35 SCREW	4.000	PZ																																																																																						
VM1224A0		200.000	MM																																																																																						







PLATON SERVICE  
8 (800) 500-34-47  
www.platonservice.com






VM2305A	6 SERIES DOOR CAP FIXING PAWL		KVM2261B	MIND.MAPS -M DOOR RIGHT LOWER CAP KIT	<table border="1"> <tr><td>VM2261B0</td><td>VM2261B0</td><td>1.000</td><td>PZ</td></tr> <tr><td>VM2267A0</td><td>INTERNAL GLASS LOCKING SYSTEM SLIDER</td><td>1.000</td><td>PZ</td></tr> <tr><td>VM2268A0</td><td>DOOR MAGNET COVER</td><td>1.000</td><td>PZ</td></tr> <tr><td>VM2269B0</td><td>INNER GLASS FIXING CAP</td><td>1.000</td><td>PZ</td></tr> <tr><td>VM2305A0</td><td>6 SERIES DOOR CAP FIXING PAWL</td><td>4.000</td><td>PZ</td></tr> </table>	VM2261B0	VM2261B0	1.000	PZ	VM2267A0	INTERNAL GLASS LOCKING SYSTEM SLIDER	1.000	PZ	VM2268A0	DOOR MAGNET COVER	1.000	PZ	VM2269B0	INNER GLASS FIXING CAP	1.000	PZ	VM2305A0	6 SERIES DOOR CAP FIXING PAWL	4.000	PZ													
			VM2261B0	VM2261B0	1.000	PZ																																
			VM2267A0	INTERNAL GLASS LOCKING SYSTEM SLIDER	1.000	PZ																																
VM2268A0	DOOR MAGNET COVER	1.000	PZ																																			
VM2269B0	INNER GLASS FIXING CAP	1.000	PZ																																			
VM2305A0	6 SERIES DOOR CAP FIXING PAWL	4.000	PZ																																			
KVM2261A	MIND.MAPS DOOR RIGHT LOWER CAP KIT	<table border="1"> <tr><td>VI1996A0</td><td>M5x35 SCREW</td><td>3.000</td><td>PZ</td></tr> <tr><td>VM2261A1</td><td>6 SERIES DOOR LOWER RIGHT CAP</td><td>1.000</td><td>PZ</td></tr> <tr><td>VM2305A0</td><td>6 SERIES DOOR CAP FIXING PAWL</td><td>3.000</td><td>PZ</td></tr> </table>	VI1996A0	M5x35 SCREW	3.000	PZ	VM2261A1	6 SERIES DOOR LOWER RIGHT CAP	1.000	PZ	VM2305A0	6 SERIES DOOR CAP FIXING PAWL	3.000	PZ																								
VI1996A0	M5x35 SCREW	3.000	PZ																																			
VM2261A1	6 SERIES DOOR LOWER RIGHT CAP	1.000	PZ																																			
VM2305A0	6 SERIES DOOR CAP FIXING PAWL	3.000	PZ																																			
KVM2260B	MM M RIGHT DOOR -LEFT UPPER CAP KI	<table border="1"> <tr><td>SC1015A0</td><td></td><td>1.000</td><td>PZ</td></tr> <tr><td>VI1103A0</td><td>40X12 TBSP SCREW FOR PLASTIC</td><td>1.000</td><td>PZ</td></tr> <tr><td>VI1930A1</td><td>ST. STEEL 5X20 CHIP SCREW</td><td>4.000</td><td>PZ</td></tr> <tr><td>VI1996A0</td><td>M5x35 SCREW</td><td>2.000</td><td>PZ</td></tr> <tr><td>VM1224A0</td><td></td><td>300.000</td><td>MM</td></tr> <tr><td>VM2260B0</td><td>S6 LEFT UPPER CAP</td><td>1.000</td><td>PZ</td></tr> <tr><td>VM2275A0</td><td>SMOOTH BUSHING</td><td>1.000</td><td>PZ</td></tr> <tr><td>VM2305A0</td><td>6 SERIES DOOR CAP FIXING PAWL</td><td>3.000</td><td>PZ</td></tr> <tr><td>VP1081A0</td><td>UPPER HINGE CAP FOR UPPER INNER GLASS</td><td>1.000</td><td>PZ</td></tr> </table>	SC1015A0		1.000	PZ	VI1103A0	40X12 TBSP SCREW FOR PLASTIC	1.000	PZ	VI1930A1	ST. STEEL 5X20 CHIP SCREW	4.000	PZ	VI1996A0	M5x35 SCREW	2.000	PZ	VM1224A0		300.000	MM	VM2260B0	S6 LEFT UPPER CAP	1.000	PZ	VM2275A0	SMOOTH BUSHING	1.000	PZ	VM2305A0	6 SERIES DOOR CAP FIXING PAWL	3.000	PZ	VP1081A0	UPPER HINGE CAP FOR UPPER INNER GLASS	1.000	PZ
SC1015A0		1.000	PZ																																			
VI1103A0	40X12 TBSP SCREW FOR PLASTIC	1.000	PZ																																			
VI1930A1	ST. STEEL 5X20 CHIP SCREW	4.000	PZ																																			
VI1996A0	M5x35 SCREW	2.000	PZ																																			
VM1224A0		300.000	MM																																			
VM2260B0	S6 LEFT UPPER CAP	1.000	PZ																																			
VM2275A0	SMOOTH BUSHING	1.000	PZ																																			
VM2305A0	6 SERIES DOOR CAP FIXING PAWL	3.000	PZ																																			
VP1081A0	UPPER HINGE CAP FOR UPPER INNER GLASS	1.000	PZ																																			
KVM2259B	MM -M RIGHT DOOR LEFT LOWER CAP KI	<table border="1"> <tr><td>SC1015A0</td><td></td><td>1.000</td><td>PZ</td></tr> <tr><td>VI1103A0</td><td>40X12 TBSP SCREW FOR PLASTIC</td><td>1.000</td><td>PZ</td></tr> <tr><td>VI1930A1</td><td>ST. STEEL 5X20 CHIP SCREW</td><td>4.000</td><td>PZ</td></tr> <tr><td>VI1996A0</td><td>M5x35 SCREW</td><td>3.000</td><td>PZ</td></tr> </table>	SC1015A0		1.000	PZ	VI1103A0	40X12 TBSP SCREW FOR PLASTIC	1.000	PZ	VI1930A1	ST. STEEL 5X20 CHIP SCREW	4.000	PZ	VI1996A0	M5x35 SCREW	3.000	PZ																				
SC1015A0		1.000	PZ																																			
VI1103A0	40X12 TBSP SCREW FOR PLASTIC	1.000	PZ																																			
VI1930A1	ST. STEEL 5X20 CHIP SCREW	4.000	PZ																																			
VI1996A0	M5x35 SCREW	3.000	PZ																																			


VM2305A	6 SERIES DOOR CAP FIXING PAWL		KVM2259B	MM -M RIGHT DOOR LEFT LOWER CAP KI	<table border="1"> <tr><td>VM1224A0</td><td>300.000</td><td>MM</td></tr> <tr><td>VM2259B0</td><td>VM2259B0</td><td>1.000 PZ</td></tr> <tr><td>VM2274A0</td><td>GROOVED BUSHING</td><td>1.000 PZ</td></tr> <tr><td>VM2305A0</td><td>6 SERIES DOOR CAP FIXING PAWL</td><td>3.000 PZ</td></tr> <tr><td>VP1080A0</td><td>UPPER HINGE CAP FOR LOWER INNER GLASS</td><td>1.000 PZ</td></tr> </table>	VM1224A0	300.000	MM	VM2259B0	VM2259B0	1.000 PZ	VM2274A0	GROOVED BUSHING	1.000 PZ	VM2305A0	6 SERIES DOOR CAP FIXING PAWL	3.000 PZ	VP1080A0	UPPER HINGE CAP FOR LOWER INNER GLASS	1.000 PZ			
			VM1224A0	300.000	MM																		
VM2259B0	VM2259B0	1.000 PZ																					
VM2274A0	GROOVED BUSHING	1.000 PZ																					
VM2305A0	6 SERIES DOOR CAP FIXING PAWL	3.000 PZ																					
VP1080A0	UPPER HINGE CAP FOR LOWER INNER GLASS	1.000 PZ																					
KVM2259A	MIND MAPS DOOR LEFT LOWER CAP KI	<table border="1"> <tr><td>VI1996A0</td><td>M5x35 SCREW</td><td>3.000 PZ</td></tr> <tr><td>VM2259A1</td><td>6 SERIES DOOR LOWER LEFT CAP</td><td>1.000 PZ</td></tr> <tr><td>VM2305A0</td><td>6 SERIES DOOR CAP FIXING PAWL</td><td>3.000 PZ</td></tr> </table>	VI1996A0	M5x35 SCREW	3.000 PZ	VM2259A1	6 SERIES DOOR LOWER LEFT CAP	1.000 PZ	VM2305A0	6 SERIES DOOR CAP FIXING PAWL	3.000 PZ												
VI1996A0	M5x35 SCREW	3.000 PZ																					
VM2259A1	6 SERIES DOOR LOWER LEFT CAP	1.000 PZ																					
VM2305A0	6 SERIES DOOR CAP FIXING PAWL	3.000 PZ																					
VI1930A	5x25 ST. STEEL SCREW CHIP		KVM2516A	BL SP PROVER 2 PCS HANDLE END KI	<table border="1"> <tr><td>VI1147A0</td><td>5X25 STAINLESS STEEL SCREW</td><td>2.000 PZ</td></tr> <tr><td>VI1930A0</td><td>5x25 ST. STEEL SCREW CHIP</td><td>2.000 PZ</td></tr> <tr><td>VM2516A0</td><td>BL SP PROVER HANDLE END</td><td>2.000 PZ</td></tr> </table>	VI1147A0	5X25 STAINLESS STEEL SCREW	2.000 PZ	VI1930A0	5x25 ST. STEEL SCREW CHIP	2.000 PZ	VM2516A0	BL SP PROVER HANDLE END	2.000 PZ									
			VI1147A0	5X25 STAINLESS STEEL SCREW	2.000 PZ																		
VI1930A0	5x25 ST. STEEL SCREW CHIP	2.000 PZ																					
VM2516A0	BL SP PROVER HANDLE END	2.000 PZ																					
KVM2456A	2 PCS BAKERLUX SHOP.PRO HANDLE END KIT	<table border="1"> <tr><td>SC1015A0</td><td></td><td>1.000 PZ</td></tr> <tr><td>VI1147A0</td><td>5X25 STAINLESS STEEL SCREW</td><td>4.000 PZ</td></tr> <tr><td>VI1930A0</td><td>5x25 ST. STEEL SCREW CHIP</td><td>4.000 PZ</td></tr> <tr><td>VM1224A0</td><td></td><td>200.000 MM</td></tr> <tr><td>VM2456A0</td><td>BAKERLUX SHOP.PRO HANDLE END</td><td>1.000 PZ</td></tr> <tr><td>VM2489A0</td><td>SP HANDLE END KIT + STYLUS KIT</td><td>1.000 PZ</td></tr> <tr><td>VM2527A0</td><td>STYLUS PEN FOR SP</td><td>1.000 PZ</td></tr> </table>	SC1015A0		1.000 PZ	VI1147A0	5X25 STAINLESS STEEL SCREW	4.000 PZ	VI1930A0	5x25 ST. STEEL SCREW CHIP	4.000 PZ	VM1224A0		200.000 MM	VM2456A0	BAKERLUX SHOP.PRO HANDLE END	1.000 PZ	VM2489A0	SP HANDLE END KIT + STYLUS KIT	1.000 PZ	VM2527A0	STYLUS PEN FOR SP	1.000 PZ
SC1015A0		1.000 PZ																					
VI1147A0	5X25 STAINLESS STEEL SCREW	4.000 PZ																					
VI1930A0	5x25 ST. STEEL SCREW CHIP	4.000 PZ																					
VM1224A0		200.000 MM																					
VM2456A0	BAKERLUX SHOP.PRO HANDLE END	1.000 PZ																					
VM2489A0	SP HANDLE END KIT + STYLUS KIT	1.000 PZ																					
VM2527A0	STYLUS PEN FOR SP	1.000 PZ																					


VI1930A	5x25 ST. STEEL SCREW CHIP		KTB3316A	BL SHOP.PRO 8 PROVER HANDLE TUBE KIT	<table border="1"> <tr><td>JEM0555A0</td><td>1.000</td><td>PZ</td></tr> <tr><td>VI1147A0</td><td>5X25</td><td>2.000 PZ</td></tr> <tr><td colspan="3">STAINLESS</td></tr> <tr><td colspan="3">STEEL SCREW</td></tr> <tr><td>VI1930A0</td><td>5x25 ST.</td><td>2.000 PZ</td></tr> <tr><td colspan="3">STEEL SCREW</td></tr> <tr><td colspan="3">CHIP</td></tr> </table>	JEM0555A0	1.000	PZ	VI1147A0	5X25	2.000 PZ	STAINLESS			STEEL SCREW			VI1930A0	5x25 ST.	2.000 PZ	STEEL SCREW			CHIP					
			JEM0555A0	1.000	PZ																								
			VI1147A0	5X25	2.000 PZ																								
			STAINLESS																										
STEEL SCREW																													
VI1930A0	5x25 ST.	2.000 PZ																											
STEEL SCREW																													
CHIP																													
KTB3306A	BL SHOP.PRO CAMILLA HANDLE TUBE KIT	<table border="1"> <tr><td>IC1308A0</td><td>1.000</td><td>PZ</td></tr> <tr><td>JEM0519A0</td><td>1.000</td><td>PZ</td></tr> <tr><td>SC1015A0</td><td>1.000</td><td>PZ</td></tr> <tr><td>VI1147A0</td><td>5X25</td><td>4.000 PZ</td></tr> <tr><td colspan="3">STAINLESS</td></tr> <tr><td colspan="3">STEEL SCREW</td></tr> <tr><td>VI1930A0</td><td>5x25 ST.</td><td>4.000 PZ</td></tr> <tr><td colspan="3">STEEL SCREW</td></tr> <tr><td colspan="3">CHIP</td></tr> </table>	IC1308A0	1.000	PZ	JEM0519A0	1.000	PZ	SC1015A0	1.000	PZ	VI1147A0	5X25	4.000 PZ	STAINLESS			STEEL SCREW			VI1930A0	5x25 ST.	4.000 PZ	STEEL SCREW			CHIP		
IC1308A0	1.000	PZ																											
JEM0519A0	1.000	PZ																											
SC1015A0	1.000	PZ																											
VI1147A0	5X25	4.000 PZ																											
STAINLESS																													
STEEL SCREW																													
VI1930A0	5x25 ST.	4.000 PZ																											
STEEL SCREW																													
CHIP																													
KTB3305A	BL SHOP.PRO VITTORIA HANDLE TUBE KIT	<table border="1"> <tr><td>JEM0518A0</td><td>1.000</td><td>PZ</td></tr> <tr><td>VI1147A0</td><td>5X25</td><td>4.000 PZ</td></tr> <tr><td colspan="3">STAINLESS</td></tr> <tr><td colspan="3">STEEL SCREW</td></tr> <tr><td>VI1930A0</td><td>5x25 ST.</td><td>4.000 PZ</td></tr> <tr><td colspan="3">STEEL SCREW</td></tr> <tr><td colspan="3">CHIP</td></tr> </table>	JEM0518A0	1.000	PZ	VI1147A0	5X25	4.000 PZ	STAINLESS			STEEL SCREW			VI1930A0	5x25 ST.	4.000 PZ	STEEL SCREW			CHIP								
JEM0518A0	1.000	PZ																											
VI1147A0	5X25	4.000 PZ																											
STAINLESS																													
STEEL SCREW																													
VI1930A0	5x25 ST.	4.000 PZ																											
STEEL SCREW																													
CHIP																													
KTB3303A	BL SP STE-ELE LATER DOOR HANDLE TUBE KIT	<table border="1"> <tr><td>JEM0516A0</td><td>1.000</td><td>PZ</td></tr> <tr><td>VI1147A0</td><td>5X25</td><td>4.000 PZ</td></tr> <tr><td colspan="3">STAINLESS</td></tr> <tr><td colspan="3">STEEL SCREW</td></tr> <tr><td>VI1930A0</td><td>5x25 ST.</td><td>4.000 PZ</td></tr> <tr><td colspan="3">STEEL SCREW</td></tr> <tr><td colspan="3">CHIP</td></tr> </table>	JEM0516A0	1.000	PZ	VI1147A0	5X25	4.000 PZ	STAINLESS			STEEL SCREW			VI1930A0	5x25 ST.	4.000 PZ	STEEL SCREW			CHIP								
JEM0516A0	1.000	PZ																											
VI1147A0	5X25	4.000 PZ																											
STAINLESS																													
STEEL SCREW																													
VI1930A0	5x25 ST.	4.000 PZ																											
STEEL SCREW																													
CHIP																													
KTB3302A	BL SP 600X400 DROPDOWN HANDLE TUBE KIT				<table border="1"> <tr><td>JEM0515A0</td><td>1.000</td><td>PZ</td></tr> <tr><td>VI1147A0</td><td>5X25</td><td>4.000 PZ</td></tr> <tr><td colspan="3">STAINLESS</td></tr> <tr><td colspan="3">STEEL SCREW</td></tr> <tr><td>VI1930A0</td><td>5x25 ST.</td><td>4.000 PZ</td></tr> <tr><td colspan="3">STEEL SCREW</td></tr> <tr><td colspan="3">CHIP</td></tr> </table>	JEM0515A0	1.000	PZ	VI1147A0	5X25	4.000 PZ	STAINLESS			STEEL SCREW			VI1930A0	5x25 ST.	4.000 PZ	STEEL SCREW			CHIP					
			JEM0515A0	1.000	PZ																								
VI1147A0	5X25	4.000 PZ																											
STAINLESS																													
STEEL SCREW																													
VI1930A0	5x25 ST.	4.000 PZ																											
STEEL SCREW																													
CHIP																													
				<table border="1"> <tr><td>JEM0514A0</td><td>1.000</td><td>PZ</td></tr> <tr><td>VI1147A0</td><td>5X25</td><td>4.000 PZ</td></tr> <tr><td colspan="3">STAINLESS</td></tr> <tr><td colspan="3">STEEL SCREW</td></tr> <tr><td>VI1930A0</td><td>5x25 ST.</td><td>4.000 PZ</td></tr> <tr><td colspan="3">STEEL SCREW</td></tr> <tr><td colspan="3">CHIP</td></tr> </table>	JEM0514A0	1.000	PZ	VI1147A0	5X25	4.000 PZ	STAINLESS			STEEL SCREW			VI1930A0	5x25 ST.	4.000 PZ	STEEL SCREW			CHIP						
JEM0514A0	1.000	PZ																											
VI1147A0	5X25	4.000 PZ																											
STAINLESS																													
STEEL SCREW																													
VI1930A0	5x25 ST.	4.000 PZ																											
STEEL SCREW																													
CHIP																													

VI1930A	5x25 ST. STEEL SCREW CHIP		KPE2109A	BL SHOP.PRO TOUCH CONTROL BOARD KIT	<table border="1" style="width: 100%; border-collapse: collapse;"> <tr> <td>IC1306A0</td> <td></td> <td style="text-align: right;">1.000</td> <td style="text-align: right;">PZ</td> </tr> <tr> <td>PE2109A3</td> <td>SP TOUCH COMPLETE CONTROL BOARD</td> <td style="text-align: right;">1.000</td> <td style="text-align: right;">PZ</td> </tr> <tr> <td>SC1015A0</td> <td></td> <td style="text-align: right;">1.000</td> <td style="text-align: right;">PZ</td> </tr> <tr> <td>VI1147A0</td> <td>5X25 STAINLESS STEEL SCREW</td> <td style="text-align: right;">2.000</td> <td style="text-align: right;">PZ</td> </tr> <tr> <td>VI1930A0</td> <td>5x25 ST. STEEL SCREW CHIP</td> <td style="text-align: right;">2.000</td> <td style="text-align: right;">PZ</td> </tr> <tr> <td>VM2147A0</td> <td></td> <td style="text-align: right;">1.000</td> <td style="text-align: right;">PZ</td> </tr> </table>	IC1306A0		1.000	PZ	PE2109A3	SP TOUCH COMPLETE CONTROL BOARD	1.000	PZ	SC1015A0		1.000	PZ	VI1147A0	5X25 STAINLESS STEEL SCREW	2.000	PZ	VI1930A0	5x25 ST. STEEL SCREW CHIP	2.000	PZ	VM2147A0		1.000	PZ
IC1306A0		1.000	PZ																										
PE2109A3	SP TOUCH COMPLETE CONTROL BOARD	1.000	PZ																										
SC1015A0		1.000	PZ																										
VI1147A0	5X25 STAINLESS STEEL SCREW	2.000	PZ																										
VI1930A0	5x25 ST. STEEL SCREW CHIP	2.000	PZ																										
VM2147A0		1.000	PZ																										
			KPE2107A	BAKERLUX SP LED CONTROL BOARD KIT	<table border="1" style="width: 100%; border-collapse: collapse;"> <tr> <td>PE2107A2</td> <td>BAKERLUX SHOP.PRO LED COMPLETE CONTROL</td> <td style="text-align: right;">1.000</td> <td style="text-align: right;">PZ</td> </tr> <tr> <td>VI1147A0</td> <td>5X25 STAINLESS STEEL SCREW</td> <td style="text-align: right;">2.000</td> <td style="text-align: right;">PZ</td> </tr> <tr> <td>VI1930A0</td> <td>5x25 ST. STEEL SCREW CHIP</td> <td style="text-align: right;">2.000</td> <td style="text-align: right;">PZ</td> </tr> </table>	PE2107A2	BAKERLUX SHOP.PRO LED COMPLETE CONTROL	1.000	PZ	VI1147A0	5X25 STAINLESS STEEL SCREW	2.000	PZ	VI1930A0	5x25 ST. STEEL SCREW CHIP	2.000	PZ												
PE2107A2	BAKERLUX SHOP.PRO LED COMPLETE CONTROL	1.000	PZ																										
VI1147A0	5X25 STAINLESS STEEL SCREW	2.000	PZ																										
VI1930A0	5x25 ST. STEEL SCREW CHIP	2.000	PZ																										
			KPE2105A	BAKERLUX SP GO CONTROL BOARD KIT	<table border="1" style="width: 100%; border-collapse: collapse;"> <tr> <td>PE2105A2</td> <td>BLSP GO COMPLETE CONTROL</td> <td style="text-align: right;">1.000</td> <td style="text-align: right;">PZ</td> </tr> <tr> <td>VI1147A0</td> <td>5X25 STAINLESS STEEL SCREW</td> <td style="text-align: right;">2.000</td> <td style="text-align: right;">PZ</td> </tr> <tr> <td>VI1930A0</td> <td>5x25 ST. STEEL SCREW CHIP</td> <td style="text-align: right;">2.000</td> <td style="text-align: right;">PZ</td> </tr> </table>	PE2105A2	BLSP GO COMPLETE CONTROL	1.000	PZ	VI1147A0	5X25 STAINLESS STEEL SCREW	2.000	PZ	VI1930A0	5x25 ST. STEEL SCREW CHIP	2.000	PZ												
PE2105A2	BLSP GO COMPLETE CONTROL	1.000	PZ																										
VI1147A0	5X25 STAINLESS STEEL SCREW	2.000	PZ																										
VI1930A0	5x25 ST. STEEL SCREW CHIP	2.000	PZ																										
VI1996A	M5x35 SCREW		VI1996A0	M5x35 SCREW																									


VM2260A	6 SERIES DOOR UPPER LEFT CAP		KVM2260A	MIND.MAPS DOOR LEFT UPPER CAP KI	<table border="1"> <tr> <td>VM2260A1</td> <td>6 SERIES DOOR UPPER LEFT CAP</td> <td>1.000</td> <td>PZ</td> </tr> </table>	VM2260A1	6 SERIES DOOR UPPER LEFT CAP	1.000	PZ																																
VM2260A1	6 SERIES DOOR UPPER LEFT CAP	1.000	PZ																																						
VM2275A	SMOOTH BUSHING		KVM2383B	MM -M LEFT DOOR RIGHT UPPER CAP KIT	<table border="1"> <tr> <td>IC1298A0</td> <td></td> <td>1.000</td> <td>PZ</td> </tr> <tr> <td>SC1010A0</td> <td>UNOX ENVELOPE FOR TECHN. DOCUMENTAT ION</td> <td>1.000</td> <td>PZ</td> </tr> <tr> <td>VI1074A0</td> <td>4X16 SCREW FOR PLASTIC</td> <td>1.000</td> <td>PZ</td> </tr> <tr> <td>VI1930A1</td> <td>ST. STEEL 5X20 CHIP SCREW</td> <td>4.000</td> <td>PZ</td> </tr> <tr> <td>VI1996A0</td> <td>M5x35 SCREW</td> <td>3.000</td> <td>PZ</td> </tr> <tr> <td>VM2275A0</td> <td>SMOOTH BUSHING</td> <td>1.000</td> <td>PZ</td> </tr> <tr> <td>VM2305A0</td> <td>6 SERIES DOOR CAP FIXING PAWL</td> <td>3.000</td> <td>PZ</td> </tr> <tr> <td>VM2383B0</td> <td>S6 LEFT OVENS UPPER RIGHT CAP</td> <td>1.000</td> <td>PZ</td> </tr> <tr> <td>VP1080A0</td> <td>UPPER HINGE CAP FOR LOWER INNER GLASS</td> <td>1.000</td> <td>PZ</td> </tr> </table>	IC1298A0		1.000	PZ	SC1010A0	UNOX ENVELOPE FOR TECHN. DOCUMENTAT ION	1.000	PZ	VI1074A0	4X16 SCREW FOR PLASTIC	1.000	PZ	VI1930A1	ST. STEEL 5X20 CHIP SCREW	4.000	PZ	VI1996A0	M5x35 SCREW	3.000	PZ	VM2275A0	SMOOTH BUSHING	1.000	PZ	VM2305A0	6 SERIES DOOR CAP FIXING PAWL	3.000	PZ	VM2383B0	S6 LEFT OVENS UPPER RIGHT CAP	1.000	PZ	VP1080A0	UPPER HINGE CAP FOR LOWER INNER GLASS	1.000	PZ
IC1298A0		1.000	PZ																																						
SC1010A0	UNOX ENVELOPE FOR TECHN. DOCUMENTAT ION	1.000	PZ																																						
VI1074A0	4X16 SCREW FOR PLASTIC	1.000	PZ																																						
VI1930A1	ST. STEEL 5X20 CHIP SCREW	4.000	PZ																																						
VI1996A0	M5x35 SCREW	3.000	PZ																																						
VM2275A0	SMOOTH BUSHING	1.000	PZ																																						
VM2305A0	6 SERIES DOOR CAP FIXING PAWL	3.000	PZ																																						
VM2383B0	S6 LEFT OVENS UPPER RIGHT CAP	1.000	PZ																																						
VP1080A0	UPPER HINGE CAP FOR LOWER INNER GLASS	1.000	PZ																																						
			KVM2383A	MIND.MAPS LEFT DOOR RIGHT UPPER CAP KIT	<table border="1"> <tr> <td>IC1298A0</td> <td></td> <td>1.000</td> <td>PC</td> </tr> <tr> <td>SC1010A0</td> <td>UNOX ENVELOPE FOR TECHN. DOCUMENTAT ION</td> <td>1.000</td> <td>PC</td> </tr> <tr> <td>VI1930A1</td> <td>ST. STEEL 5X20 CHIP SCREW</td> <td>4.000</td> <td>PC</td> </tr> <tr> <td>VI1996A0</td> <td>M5x35 SCREW</td> <td>3.000</td> <td>PC</td> </tr> <tr> <td>VM2275A0</td> <td>SMOOTH BUSHING</td> <td>1.000</td> <td>PC</td> </tr> <tr> <td>VM2305A0</td> <td>6 SERIES DOOR CAP FIXING PAWL</td> <td>3.000</td> <td>PC</td> </tr> <tr> <td>VM2383A0</td> <td>MM LEFT DOOR RIGHT UPPER CAP</td> <td>1.000</td> <td>PC</td> </tr> </table>	IC1298A0		1.000	PC	SC1010A0	UNOX ENVELOPE FOR TECHN. DOCUMENTAT ION	1.000	PC	VI1930A1	ST. STEEL 5X20 CHIP SCREW	4.000	PC	VI1996A0	M5x35 SCREW	3.000	PC	VM2275A0	SMOOTH BUSHING	1.000	PC	VM2305A0	6 SERIES DOOR CAP FIXING PAWL	3.000	PC	VM2383A0	MM LEFT DOOR RIGHT UPPER CAP	1.000	PC								
IC1298A0		1.000	PC																																						
SC1010A0	UNOX ENVELOPE FOR TECHN. DOCUMENTAT ION	1.000	PC																																						
VI1930A1	ST. STEEL 5X20 CHIP SCREW	4.000	PC																																						
VI1996A0	M5x35 SCREW	3.000	PC																																						
VM2275A0	SMOOTH BUSHING	1.000	PC																																						
VM2305A0	6 SERIES DOOR CAP FIXING PAWL	3.000	PC																																						
VM2383A0	MM LEFT DOOR RIGHT UPPER CAP	1.000	PC																																						


VM2275A	SMOOTH BUSHING		KVM2275A  KVM2260B	SMOOTH PIN BUSHING KIT  MM M RIGHT DOOR -LEFT UPPER CAP KI	<table border="1"> <tr> <td>VM1224A0</td> <td></td> <td>150.000</td> <td>MM</td> </tr> <tr> <td>VM2275A0</td> <td>SMOOTH BUSHING</td> <td>1.000</td> <td>PZ</td> </tr> <tr> <td>SC1015A0</td> <td></td> <td>1.000</td> <td>PZ</td> </tr> <tr> <td>VI1103A0</td> <td>40X12 TBSP SCREW FOR PLASTIC</td> <td>1.000</td> <td>PZ</td> </tr> <tr> <td>VI1930A1</td> <td>ST. STEEL 5X20 CHIP SCREW</td> <td>4.000</td> <td>PZ</td> </tr> <tr> <td>VI1996A0</td> <td>M5x35 SCREW</td> <td>2.000</td> <td>PZ</td> </tr> <tr> <td>VM1224A0</td> <td></td> <td>300.000</td> <td>MM</td> </tr> <tr> <td>VM2260B0</td> <td>S6 LEFT UPPER CAP</td> <td>1.000</td> <td>PZ</td> </tr> <tr> <td>VM2275A0</td> <td>SMOOTH BUSHING</td> <td>1.000</td> <td>PZ</td> </tr> <tr> <td>VM2305A0</td> <td>6 SERIES DOOR CAP FIXING PAWL</td> <td>3.000</td> <td>PZ</td> </tr> <tr> <td>VP1081A0</td> <td>UPPER HINGE CAP FOR UPPER INNER GLASS</td> <td>1.000</td> <td>PZ</td> </tr> </table>	VM1224A0		150.000	MM	VM2275A0	SMOOTH BUSHING	1.000	PZ	SC1015A0		1.000	PZ	VI1103A0	40X12 TBSP SCREW FOR PLASTIC	1.000	PZ	VI1930A1	ST. STEEL 5X20 CHIP SCREW	4.000	PZ	VI1996A0	M5x35 SCREW	2.000	PZ	VM1224A0		300.000	MM	VM2260B0	S6 LEFT UPPER CAP	1.000	PZ	VM2275A0	SMOOTH BUSHING	1.000	PZ	VM2305A0	6 SERIES DOOR CAP FIXING PAWL	3.000	PZ	VP1081A0	UPPER HINGE CAP FOR UPPER INNER GLASS	1.000	PZ
VM1224A0		150.000	MM																																														
VM2275A0	SMOOTH BUSHING	1.000	PZ																																														
SC1015A0		1.000	PZ																																														
VI1103A0	40X12 TBSP SCREW FOR PLASTIC	1.000	PZ																																														
VI1930A1	ST. STEEL 5X20 CHIP SCREW	4.000	PZ																																														
VI1996A0	M5x35 SCREW	2.000	PZ																																														
VM1224A0		300.000	MM																																														
VM2260B0	S6 LEFT UPPER CAP	1.000	PZ																																														
VM2275A0	SMOOTH BUSHING	1.000	PZ																																														
VM2305A0	6 SERIES DOOR CAP FIXING PAWL	3.000	PZ																																														
VP1081A0	UPPER HINGE CAP FOR UPPER INNER GLASS	1.000	PZ																																														
VM2305A	6 SERIES DOOR CAP FIXING PAWL		KVM2386B	MM -M LEFT DOOR LEFT LOWER CAP KI	<table border="1"> <tr> <td>IC1298A0</td> <td></td> <td>1.000</td> <td>PZ</td> </tr> <tr> <td>RC1200A0</td> <td>ED=4 WIRE D.=0.5 COMPRESSION SPRING</td> <td>2.000</td> <td>PZ</td> </tr> <tr> <td>SC1010A0</td> <td>UNOX ENVELOPE FOR TECHN. DOCUMENTATION</td> <td>1.000</td> <td>PZ</td> </tr> <tr> <td>VE1030A1</td> <td>MAGNET FOR DOOR MICROSWITCH H D=22,9mm</td> <td>1.000</td> <td>PZ</td> </tr> <tr> <td>VI1220A1</td> <td>4,2x12 TCB SELF-TAPPING SCREW</td> <td>1.000</td> <td>PZ</td> </tr> <tr> <td>VI1930A1</td> <td>ST. STEEL 5X20 CHIP SCREW</td> <td>4.000</td> <td>PZ</td> </tr> <tr> <td>VI1996A0</td> <td>M5x35 SCREW</td> <td>4.000</td> <td>PZ</td> </tr> <tr> <td>VM2267A0</td> <td>INTERNAL GLASS LOCKING SYSTEM SLIDER</td> <td>1.000</td> <td>PZ</td> </tr> </table>	IC1298A0		1.000	PZ	RC1200A0	ED=4 WIRE D.=0.5 COMPRESSION SPRING	2.000	PZ	SC1010A0	UNOX ENVELOPE FOR TECHN. DOCUMENTATION	1.000	PZ	VE1030A1	MAGNET FOR DOOR MICROSWITCH H D=22,9mm	1.000	PZ	VI1220A1	4,2x12 TCB SELF-TAPPING SCREW	1.000	PZ	VI1930A1	ST. STEEL 5X20 CHIP SCREW	4.000	PZ	VI1996A0	M5x35 SCREW	4.000	PZ	VM2267A0	INTERNAL GLASS LOCKING SYSTEM SLIDER	1.000	PZ												
IC1298A0		1.000	PZ																																														
RC1200A0	ED=4 WIRE D.=0.5 COMPRESSION SPRING	2.000	PZ																																														
SC1010A0	UNOX ENVELOPE FOR TECHN. DOCUMENTATION	1.000	PZ																																														
VE1030A1	MAGNET FOR DOOR MICROSWITCH H D=22,9mm	1.000	PZ																																														
VI1220A1	4,2x12 TCB SELF-TAPPING SCREW	1.000	PZ																																														
VI1930A1	ST. STEEL 5X20 CHIP SCREW	4.000	PZ																																														
VI1996A0	M5x35 SCREW	4.000	PZ																																														
VM2267A0	INTERNAL GLASS LOCKING SYSTEM SLIDER	1.000	PZ																																														


VM2305A	6 SERIES DOOR CAP FIXING PAWL		<p>KVM2386B</p> <p>KVM2386A</p> <p>KVM2385B</p>	<p>MM -M LEFT DOOR LEFT LOWER CAP KI</p> <p>PLAST NOSNIK L/D. ROH DVERI KLIKA R.</p> <p>MM -M LEFT DOOR LEFT UPPER CAP KI</p>	<table border="1"> <tr> <td>VM2268A0</td> <td>DOOR MAGNET COVER</td> <td>1.000</td> <td>PZ</td> </tr> <tr> <td>VM2269B0</td> <td>INNER GLASS FIXING CAP</td> <td>1.000</td> <td>PZ</td> </tr> <tr> <td>VM2305A0</td> <td>6 SERIES DOOR CAP FIXING PAWL</td> <td>4.000</td> <td>PZ</td> </tr> <tr> <td>VM2386B0</td> <td>MM -M LEFT DOOR LEFT LOWER CAP KI</td> <td>1.000</td> <td>PZ</td> </tr> <tr> <td>SC1010A0</td> <td>UNOX ENVELOPE FOR TECHN. DOCUMENTAT ION</td> <td>1.000</td> <td>PC</td> </tr> <tr> <td>VI1996A0</td> <td>M5x35 SCREW</td> <td>3.000</td> <td>PC</td> </tr> <tr> <td>VM1224A0</td> <td></td> <td>200.000</td> <td>MM</td> </tr> <tr> <td>VM2305A0</td> <td>6 SERIES DOOR CAP FIXING PAWL</td> <td>3.000</td> <td>PC</td> </tr> <tr> <td>VM2386A1</td> <td>LEFT MM DOOR LOWER LEFT CAP</td> <td>1.000</td> <td>PC</td> </tr> <tr> <td>IC1298A0</td> <td></td> <td>1.000</td> <td>PZ</td> </tr> <tr> <td>RC1200A0</td> <td>ED=4 WIRE D.=0.5 COMPRESSIO N SPRING</td> <td>2.000</td> <td>PZ</td> </tr> <tr> <td>SC1010A0</td> <td>UNOX ENVELOPE FOR TECHN. DOCUMENTAT ION</td> <td>1.000</td> <td>PZ</td> </tr> <tr> <td>VE1030A1</td> <td>MAGNET FOR DOOR MICROSWITC H D=22.9mm</td> <td>1.000</td> <td>PZ</td> </tr> <tr> <td>VI1220A1</td> <td>4,2x12 TCB SELF-TAPPIN G SCREW</td> <td>1.000</td> <td>PZ</td> </tr> <tr> <td>VI1930A1</td> <td>ST. STEEL 5X20 CHIP SCREW</td> <td>4.000</td> <td>PZ</td> </tr> <tr> <td>VI1996A0</td> <td>M5x35 SCREW</td> <td>4.000</td> <td>PZ</td> </tr> <tr> <td>VM2267A0</td> <td>INTERNAL GLASS LOCKING SYSTEM SLIDER</td> <td>1.000</td> <td>PZ</td> </tr> </table>	VM2268A0	DOOR MAGNET COVER	1.000	PZ	VM2269B0	INNER GLASS FIXING CAP	1.000	PZ	VM2305A0	6 SERIES DOOR CAP FIXING PAWL	4.000	PZ	VM2386B0	MM -M LEFT DOOR LEFT LOWER CAP KI	1.000	PZ	SC1010A0	UNOX ENVELOPE FOR TECHN. DOCUMENTAT ION	1.000	PC	VI1996A0	M5x35 SCREW	3.000	PC	VM1224A0		200.000	MM	VM2305A0	6 SERIES DOOR CAP FIXING PAWL	3.000	PC	VM2386A1	LEFT MM DOOR LOWER LEFT CAP	1.000	PC	IC1298A0		1.000	PZ	RC1200A0	ED=4 WIRE D.=0.5 COMPRESSIO N SPRING	2.000	PZ	SC1010A0	UNOX ENVELOPE FOR TECHN. DOCUMENTAT ION	1.000	PZ	VE1030A1	MAGNET FOR DOOR MICROSWITC H D=22.9mm	1.000	PZ	VI1220A1	4,2x12 TCB SELF-TAPPIN G SCREW	1.000	PZ	VI1930A1	ST. STEEL 5X20 CHIP SCREW	4.000	PZ	VI1996A0	M5x35 SCREW	4.000	PZ	VM2267A0	INTERNAL GLASS LOCKING SYSTEM SLIDER	1.000	PZ
VM2268A0	DOOR MAGNET COVER	1.000	PZ																																																																						
VM2269B0	INNER GLASS FIXING CAP	1.000	PZ																																																																						
VM2305A0	6 SERIES DOOR CAP FIXING PAWL	4.000	PZ																																																																						
VM2386B0	MM -M LEFT DOOR LEFT LOWER CAP KI	1.000	PZ																																																																						
SC1010A0	UNOX ENVELOPE FOR TECHN. DOCUMENTAT ION	1.000	PC																																																																						
VI1996A0	M5x35 SCREW	3.000	PC																																																																						
VM1224A0		200.000	MM																																																																						
VM2305A0	6 SERIES DOOR CAP FIXING PAWL	3.000	PC																																																																						
VM2386A1	LEFT MM DOOR LOWER LEFT CAP	1.000	PC																																																																						
IC1298A0		1.000	PZ																																																																						
RC1200A0	ED=4 WIRE D.=0.5 COMPRESSIO N SPRING	2.000	PZ																																																																						
SC1010A0	UNOX ENVELOPE FOR TECHN. DOCUMENTAT ION	1.000	PZ																																																																						
VE1030A1	MAGNET FOR DOOR MICROSWITC H D=22.9mm	1.000	PZ																																																																						
VI1220A1	4,2x12 TCB SELF-TAPPIN G SCREW	1.000	PZ																																																																						
VI1930A1	ST. STEEL 5X20 CHIP SCREW	4.000	PZ																																																																						
VI1996A0	M5x35 SCREW	4.000	PZ																																																																						
VM2267A0	INTERNAL GLASS LOCKING SYSTEM SLIDER	1.000	PZ																																																																						



VM2305A	6 SERIES DOOR CAP FIXING PAWL		KVM2385B	MM -M LEFT DOOR LEFT UPPER CAP KI	<table border="1"> <tr> <td>VM2268A0</td> <td>DOOR MAGNET COVER</td> <td>1.000</td> <td>PZ</td> </tr> <tr> <td>VM2269B0</td> <td>INNER GLASS FIXING CAP</td> <td>1.000</td> <td>PZ</td> </tr> <tr> <td>VM2305A0</td> <td>6 SERIES DOOR CAP FIXING PAWL</td> <td>4.000</td> <td>PZ</td> </tr> <tr> <td>VM2385B0</td> <td>S6 LEFT OVENS UPPER LEFT CAP</td> <td>1.000</td> <td>PZ</td> </tr> </table>	VM2268A0	DOOR MAGNET COVER	1.000	PZ	VM2269B0	INNER GLASS FIXING CAP	1.000	PZ	VM2305A0	6 SERIES DOOR CAP FIXING PAWL	4.000	PZ	VM2385B0	S6 LEFT OVENS UPPER LEFT CAP	1.000	PZ																								
VM2268A0	DOOR MAGNET COVER	1.000	PZ																																										
VM2269B0	INNER GLASS FIXING CAP	1.000	PZ																																										
VM2305A0	6 SERIES DOOR CAP FIXING PAWL	4.000	PZ																																										
VM2385B0	S6 LEFT OVENS UPPER LEFT CAP	1.000	PZ																																										
			KVM2385A	PLAST NOSNIK L/H. ROH DVERI KLIKA R.	<table border="1"> <tr> <td>SC1010A0</td> <td>UNOX ENVELOPE FOR TECHN. DOCUMENTAT ION</td> <td>1.000</td> <td>PC</td> </tr> <tr> <td>VI1996A0</td> <td>M5x35 SCREW</td> <td>3.000</td> <td>PC</td> </tr> <tr> <td>VM1224A0</td> <td></td> <td>300.000</td> <td>MM</td> </tr> <tr> <td>VM2305A0</td> <td>6 SERIES DOOR CAP FIXING PAWL</td> <td>3.000</td> <td>PC</td> </tr> <tr> <td>VM2385A1</td> <td>LEFT MM DOOR UPPER LEFT CAP</td> <td>1.000</td> <td>PC</td> </tr> </table>	SC1010A0	UNOX ENVELOPE FOR TECHN. DOCUMENTAT ION	1.000	PC	VI1996A0	M5x35 SCREW	3.000	PC	VM1224A0		300.000	MM	VM2305A0	6 SERIES DOOR CAP FIXING PAWL	3.000	PC	VM2385A1	LEFT MM DOOR UPPER LEFT CAP	1.000	PC																				
SC1010A0	UNOX ENVELOPE FOR TECHN. DOCUMENTAT ION	1.000	PC																																										
VI1996A0	M5x35 SCREW	3.000	PC																																										
VM1224A0		300.000	MM																																										
VM2305A0	6 SERIES DOOR CAP FIXING PAWL	3.000	PC																																										
VM2385A1	LEFT MM DOOR UPPER LEFT CAP	1.000	PC																																										
			KVM2384B	MM- M LEFT DOOR RIGHT LOWER CAP KIT	<table border="1"> <tr> <td>IC1298A0</td> <td></td> <td>1.000</td> <td>PZ</td> </tr> <tr> <td>SC1010A0</td> <td>UNOX ENVELOPE FOR TECHN. DOCUMENTAT ION</td> <td>1.000</td> <td>PZ</td> </tr> <tr> <td>VI1074A0</td> <td>4X16 SCREW FOR PLASTIC</td> <td>1.000</td> <td>PZ</td> </tr> <tr> <td>VI1930A1</td> <td>ST. STEEL 5X20 CHIP SCREW</td> <td>4.000</td> <td>PZ</td> </tr> <tr> <td>VI1996A0</td> <td>M5x35 SCREW</td> <td>2.000</td> <td>PZ</td> </tr> <tr> <td>VM1224A0</td> <td></td> <td>200.000</td> <td>MM</td> </tr> <tr> <td>VM2274A0</td> <td>GROOVED BUSHING</td> <td>1.000</td> <td>PZ</td> </tr> <tr> <td>VM2305A0</td> <td>6 SERIES DOOR CAP FIXING PAWL</td> <td>3.000</td> <td>PZ</td> </tr> <tr> <td>VM2384B0</td> <td>VM2384B0</td> <td>1.000</td> <td>PZ</td> </tr> <tr> <td>VP1081A0</td> <td>UPPER HINGE CAP FOR UPPER INNER GLASS</td> <td>1.000</td> <td>PZ</td> </tr> </table>	IC1298A0		1.000	PZ	SC1010A0	UNOX ENVELOPE FOR TECHN. DOCUMENTAT ION	1.000	PZ	VI1074A0	4X16 SCREW FOR PLASTIC	1.000	PZ	VI1930A1	ST. STEEL 5X20 CHIP SCREW	4.000	PZ	VI1996A0	M5x35 SCREW	2.000	PZ	VM1224A0		200.000	MM	VM2274A0	GROOVED BUSHING	1.000	PZ	VM2305A0	6 SERIES DOOR CAP FIXING PAWL	3.000	PZ	VM2384B0	VM2384B0	1.000	PZ	VP1081A0	UPPER HINGE CAP FOR UPPER INNER GLASS	1.000	PZ
IC1298A0		1.000	PZ																																										
SC1010A0	UNOX ENVELOPE FOR TECHN. DOCUMENTAT ION	1.000	PZ																																										
VI1074A0	4X16 SCREW FOR PLASTIC	1.000	PZ																																										
VI1930A1	ST. STEEL 5X20 CHIP SCREW	4.000	PZ																																										
VI1996A0	M5x35 SCREW	2.000	PZ																																										
VM1224A0		200.000	MM																																										
VM2274A0	GROOVED BUSHING	1.000	PZ																																										
VM2305A0	6 SERIES DOOR CAP FIXING PAWL	3.000	PZ																																										
VM2384B0	VM2384B0	1.000	PZ																																										
VP1081A0	UPPER HINGE CAP FOR UPPER INNER GLASS	1.000	PZ																																										






VM2305A	6 SERIES DOOR CAP FIXING PAWL		KVM2383B	MM -M LEFT DOOR RIGHT UPPER CAP KIT	<table border="1"> <tr><td>IC1298A0</td><td></td><td>1.000</td><td>PZ</td></tr> <tr><td>SC1010A0</td><td>UNOX ENVELOPE FOR TECHN. DOCUMENTAT ION</td><td>1.000</td><td>PZ</td></tr> <tr><td>VI1074A0</td><td>4X16 SCREW FOR PLASTIC</td><td>1.000</td><td>PZ</td></tr> <tr><td>VI1930A1</td><td>ST. STEEL 5X20 CHIP SCREW</td><td>4.000</td><td>PZ</td></tr> <tr><td>VI1996A0</td><td>M5x35 SCREW</td><td>3.000</td><td>PZ</td></tr> <tr><td>VM2275A0</td><td>SMOOTH BUSHING</td><td>1.000</td><td>PZ</td></tr> <tr><td>VM2305A0</td><td>6 SERIES DOOR CAP FIXING PAWL</td><td>3.000</td><td>PZ</td></tr> <tr><td>VM2383B0</td><td>S6 LEFT OVENS UPPER RIGHT CAP</td><td>1.000</td><td>PZ</td></tr> <tr><td>VP1080A0</td><td>UPPER HINGE CAP FOR LOWER INNER GLASS</td><td>1.000</td><td>PZ</td></tr> </table>	IC1298A0		1.000	PZ	SC1010A0	UNOX ENVELOPE FOR TECHN. DOCUMENTAT ION	1.000	PZ	VI1074A0	4X16 SCREW FOR PLASTIC	1.000	PZ	VI1930A1	ST. STEEL 5X20 CHIP SCREW	4.000	PZ	VI1996A0	M5x35 SCREW	3.000	PZ	VM2275A0	SMOOTH BUSHING	1.000	PZ	VM2305A0	6 SERIES DOOR CAP FIXING PAWL	3.000	PZ	VM2383B0	S6 LEFT OVENS UPPER RIGHT CAP	1.000	PZ	VP1080A0	UPPER HINGE CAP FOR LOWER INNER GLASS	1.000	PZ
			IC1298A0			1.000	PZ																																		
			SC1010A0		UNOX ENVELOPE FOR TECHN. DOCUMENTAT ION	1.000	PZ																																		
VI1074A0	4X16 SCREW FOR PLASTIC	1.000	PZ																																						
VI1930A1	ST. STEEL 5X20 CHIP SCREW	4.000	PZ																																						
VI1996A0	M5x35 SCREW	3.000	PZ																																						
VM2275A0	SMOOTH BUSHING	1.000	PZ																																						
VM2305A0	6 SERIES DOOR CAP FIXING PAWL	3.000	PZ																																						
VM2383B0	S6 LEFT OVENS UPPER RIGHT CAP	1.000	PZ																																						
VP1080A0	UPPER HINGE CAP FOR LOWER INNER GLASS	1.000	PZ																																						
KVM2383A	MIND.MAPS LEFT DOOR RIGHT UPPER CAP KIT	<table border="1"> <tr><td>IC1298A0</td><td></td><td>1.000</td><td>PC</td></tr> <tr><td>SC1010A0</td><td>UNOX ENVELOPE FOR TECHN. DOCUMENTAT ION</td><td>1.000</td><td>PC</td></tr> <tr><td>VI1930A1</td><td>ST. STEEL 5X20 CHIP SCREW</td><td>4.000</td><td>PC</td></tr> <tr><td>VI1996A0</td><td>M5x35 SCREW</td><td>3.000</td><td>PC</td></tr> <tr><td>VM2275A0</td><td>SMOOTH BUSHING</td><td>1.000</td><td>PC</td></tr> <tr><td>VM2305A0</td><td>6 SERIES DOOR CAP FIXING PAWL</td><td>3.000</td><td>PC</td></tr> <tr><td>VM2383A0</td><td>MM LEFT DOOR RIGHT UPPER CAP</td><td>1.000</td><td>PC</td></tr> </table>	IC1298A0		1.000	PC	SC1010A0	UNOX ENVELOPE FOR TECHN. DOCUMENTAT ION	1.000	PC	VI1930A1	ST. STEEL 5X20 CHIP SCREW	4.000	PC	VI1996A0	M5x35 SCREW	3.000	PC	VM2275A0	SMOOTH BUSHING	1.000	PC	VM2305A0	6 SERIES DOOR CAP FIXING PAWL	3.000	PC	VM2383A0	MM LEFT DOOR RIGHT UPPER CAP	1.000	PC											
IC1298A0		1.000	PC																																						
SC1010A0	UNOX ENVELOPE FOR TECHN. DOCUMENTAT ION	1.000	PC																																						
VI1930A1	ST. STEEL 5X20 CHIP SCREW	4.000	PC																																						
VI1996A0	M5x35 SCREW	3.000	PC																																						
VM2275A0	SMOOTH BUSHING	1.000	PC																																						
VM2305A0	6 SERIES DOOR CAP FIXING PAWL	3.000	PC																																						
VM2383A0	MM LEFT DOOR RIGHT UPPER CAP	1.000	PC																																						
KVM2305A	MM FIXING DOOR THUB SCREWS 10 PCS KIT	<table border="1"> <tr><td>VM1224A0</td><td></td><td>150.000</td><td>MM</td></tr> <tr><td>VM2305A0</td><td>6 SERIES DOOR CAP FIXING PAWL</td><td>10.000</td><td>PZ</td></tr> </table>	VM1224A0		150.000	MM	VM2305A0	6 SERIES DOOR CAP FIXING PAWL	10.000	PZ																															
VM1224A0		150.000	MM																																						
VM2305A0	6 SERIES DOOR CAP FIXING PAWL	10.000	PZ																																						

VM2305A	6 SERIES DOOR CAP FIXING PAWL		KVM2262B	MIND.MAPS -M DOOR RIGHT UPPER CAP KIT	<table border="1"> <tr> <td>RC1200A0</td> <td>ED=4 WIRE D.=0.5 COMPRESSIO N SPRING</td> <td>2.000</td> <td>PZ</td> </tr> <tr> <td>SC1015A0</td> <td></td> <td>1.000</td> <td>PZ</td> </tr> <tr> <td>VE1030A1</td> <td>MAGNET FOR DOOR MICROSWITC H D=22.9mm</td> <td>1.000</td> <td>PZ</td> </tr> <tr> <td>VI1220A1</td> <td>4,2x12 TCB SELF-TAPPIN G SCREW</td> <td>1.000</td> <td>PZ</td> </tr> <tr> <td>VI1930A1</td> <td>ST. STEEL 5X20 CHIP SCREW</td> <td>4.000</td> <td>PZ</td> </tr> <tr> <td>VI1996A0</td> <td>M5x35 SCREW</td> <td>4.000</td> <td>PZ</td> </tr> <tr> <td>VM1224A0</td> <td></td> <td>300.000</td> <td>MM</td> </tr> <tr> <td>VM2262B0</td> <td>VM2262B0</td> <td>1.000</td> <td>PZ</td> </tr> <tr> <td>VM2267A0</td> <td>INTERNAL GLASS LOCKING SYSTEM SLIDER</td> <td>1.000</td> <td>PZ</td> </tr> <tr> <td>VM2268A0</td> <td>DOOR MAGNET COVER</td> <td>1.000</td> <td>PZ</td> </tr> <tr> <td>VM2269B0</td> <td>INNER GLASS FIXING CAP</td> <td>1.000</td> <td>PZ</td> </tr> <tr> <td>VM2305A0</td> <td>6 SERIES DOOR CAP FIXING PAWL</td> <td>4.000</td> <td>PZ</td> </tr> </table>	RC1200A0	ED=4 WIRE D.=0.5 COMPRESSIO N SPRING	2.000	PZ	SC1015A0		1.000	PZ	VE1030A1	MAGNET FOR DOOR MICROSWITC H D=22.9mm	1.000	PZ	VI1220A1	4,2x12 TCB SELF-TAPPIN G SCREW	1.000	PZ	VI1930A1	ST. STEEL 5X20 CHIP SCREW	4.000	PZ	VI1996A0	M5x35 SCREW	4.000	PZ	VM1224A0		300.000	MM	VM2262B0	VM2262B0	1.000	PZ	VM2267A0	INTERNAL GLASS LOCKING SYSTEM SLIDER	1.000	PZ	VM2268A0	DOOR MAGNET COVER	1.000	PZ	VM2269B0	INNER GLASS FIXING CAP	1.000	PZ	VM2305A0	6 SERIES DOOR CAP FIXING PAWL	4.000	PZ
			RC1200A0	ED=4 WIRE D.=0.5 COMPRESSIO N SPRING	2.000	PZ																																															
SC1015A0		1.000	PZ																																																		
VE1030A1	MAGNET FOR DOOR MICROSWITC H D=22.9mm	1.000	PZ																																																		
VI1220A1	4,2x12 TCB SELF-TAPPIN G SCREW	1.000	PZ																																																		
VI1930A1	ST. STEEL 5X20 CHIP SCREW	4.000	PZ																																																		
VI1996A0	M5x35 SCREW	4.000	PZ																																																		
VM1224A0		300.000	MM																																																		
VM2262B0	VM2262B0	1.000	PZ																																																		
VM2267A0	INTERNAL GLASS LOCKING SYSTEM SLIDER	1.000	PZ																																																		
VM2268A0	DOOR MAGNET COVER	1.000	PZ																																																		
VM2269B0	INNER GLASS FIXING CAP	1.000	PZ																																																		
VM2305A0	6 SERIES DOOR CAP FIXING PAWL	4.000	PZ																																																		
KVM2261B	MIND.MAPS -M DOOR RIGHT LOWER CAP KIT	<table border="1"> <tr> <td>RC1200A0</td> <td>ED=4 WIRE D.=0.5 COMPRESSIO N SPRING</td> <td>2.000</td> <td>PZ</td> </tr> <tr> <td>SC1015A0</td> <td></td> <td>1.000</td> <td>PZ</td> </tr> <tr> <td>VE1030A1</td> <td>MAGNET FOR DOOR MICROSWITC H D=22.9mm</td> <td>1.000</td> <td>PZ</td> </tr> <tr> <td>VI1220A1</td> <td>4,2x12 TCB SELF-TAPPIN G SCREW</td> <td>1.000</td> <td>PZ</td> </tr> <tr> <td>VI1930A1</td> <td>ST. STEEL 5X20 CHIP SCREW</td> <td>4.000</td> <td>PZ</td> </tr> <tr> <td>VI1996A0</td> <td>M5x35 SCREW</td> <td>4.000</td> <td>PZ</td> </tr> <tr> <td>VM1224A0</td> <td></td> <td>200.000</td> <td>MM</td> </tr> <tr> <td>VM2261B0</td> <td>VM2261B0</td> <td>1.000</td> <td>PZ</td> </tr> </table>	RC1200A0	ED=4 WIRE D.=0.5 COMPRESSIO N SPRING	2.000	PZ	SC1015A0		1.000	PZ	VE1030A1	MAGNET FOR DOOR MICROSWITC H D=22.9mm	1.000	PZ	VI1220A1	4,2x12 TCB SELF-TAPPIN G SCREW	1.000	PZ	VI1930A1	ST. STEEL 5X20 CHIP SCREW	4.000	PZ	VI1996A0	M5x35 SCREW	4.000	PZ	VM1224A0		200.000	MM	VM2261B0	VM2261B0	1.000	PZ																			
RC1200A0	ED=4 WIRE D.=0.5 COMPRESSIO N SPRING	2.000	PZ																																																		
SC1015A0		1.000	PZ																																																		
VE1030A1	MAGNET FOR DOOR MICROSWITC H D=22.9mm	1.000	PZ																																																		
VI1220A1	4,2x12 TCB SELF-TAPPIN G SCREW	1.000	PZ																																																		
VI1930A1	ST. STEEL 5X20 CHIP SCREW	4.000	PZ																																																		
VI1996A0	M5x35 SCREW	4.000	PZ																																																		
VM1224A0		200.000	MM																																																		
VM2261B0	VM2261B0	1.000	PZ																																																		



VM2305A	6 SERIES DOOR CAP FIXING PAWL		KVM2261B	MIND.MAPS -M DOOR RIGHT LOWER CAP KIT	<table border="1"> <tr> <td>VM2267A0</td> <td>INTERNAL GLASS LOCKING SYSTEM SLIDER</td> <td>1.000</td> <td>PZ</td> </tr> <tr> <td>VM2268A0</td> <td>DOOR MAGNET COVER</td> <td>1.000</td> <td>PZ</td> </tr> <tr> <td>VM2269B0</td> <td>INNER GLASS FIXING CAP</td> <td>1.000</td> <td>PZ</td> </tr> <tr> <td>VM2305A0</td> <td>6 SERIES DOOR CAP FIXING PAWL</td> <td>4.000</td> <td>PZ</td> </tr> </table>	VM2267A0	INTERNAL GLASS LOCKING SYSTEM SLIDER	1.000	PZ	VM2268A0	DOOR MAGNET COVER	1.000	PZ	VM2269B0	INNER GLASS FIXING CAP	1.000	PZ	VM2305A0	6 SERIES DOOR CAP FIXING PAWL	4.000	PZ																				
VM2267A0	INTERNAL GLASS LOCKING SYSTEM SLIDER	1.000	PZ																																						
VM2268A0	DOOR MAGNET COVER	1.000	PZ																																						
VM2269B0	INNER GLASS FIXING CAP	1.000	PZ																																						
VM2305A0	6 SERIES DOOR CAP FIXING PAWL	4.000	PZ																																						
			KVM2261A	MIND.MAPS DOOR RIGHT LOWER CAP KIT	<table border="1"> <tr> <td>VI1996A0</td> <td>M5x35 SCREW</td> <td>3.000</td> <td>PZ</td> </tr> <tr> <td>VM2261A1</td> <td>6 SERIES DOOR LOWER RIGHT CAP</td> <td>1.000</td> <td>PZ</td> </tr> <tr> <td>VM2305A0</td> <td>6 SERIES DOOR CAP FIXING PAWL</td> <td>3.000</td> <td>PZ</td> </tr> </table>	VI1996A0	M5x35 SCREW	3.000	PZ	VM2261A1	6 SERIES DOOR LOWER RIGHT CAP	1.000	PZ	VM2305A0	6 SERIES DOOR CAP FIXING PAWL	3.000	PZ																								
VI1996A0	M5x35 SCREW	3.000	PZ																																						
VM2261A1	6 SERIES DOOR LOWER RIGHT CAP	1.000	PZ																																						
VM2305A0	6 SERIES DOOR CAP FIXING PAWL	3.000	PZ																																						
			KVM2260B	MM M RIGHT DOOR -LEFT UPPER CAP KI	<table border="1"> <tr> <td>SC1015A0</td> <td></td> <td>1.000</td> <td>PZ</td> </tr> <tr> <td>VI1103A0</td> <td>40X12 TBSP SCREW FOR PLASTIC</td> <td>1.000</td> <td>PZ</td> </tr> <tr> <td>VI1930A1</td> <td>ST. STEEL 5X20 CHIP SCREW</td> <td>4.000</td> <td>PZ</td> </tr> <tr> <td>VI1996A0</td> <td>M5x35 SCREW</td> <td>2.000</td> <td>PZ</td> </tr> <tr> <td>VM1224A0</td> <td></td> <td>300.000</td> <td>MM</td> </tr> <tr> <td>VM2260B0</td> <td>S6 LEFT UPPER CAP</td> <td>1.000</td> <td>PZ</td> </tr> <tr> <td>VM2275A0</td> <td>SMOOTH BUSHING</td> <td>1.000</td> <td>PZ</td> </tr> <tr> <td>VM2305A0</td> <td>6 SERIES DOOR CAP FIXING PAWL</td> <td>3.000</td> <td>PZ</td> </tr> <tr> <td>VP1081A0</td> <td>UPPER HINGE CAP FOR UPPER INNER GLASS</td> <td>1.000</td> <td>PZ</td> </tr> </table>	SC1015A0		1.000	PZ	VI1103A0	40X12 TBSP SCREW FOR PLASTIC	1.000	PZ	VI1930A1	ST. STEEL 5X20 CHIP SCREW	4.000	PZ	VI1996A0	M5x35 SCREW	2.000	PZ	VM1224A0		300.000	MM	VM2260B0	S6 LEFT UPPER CAP	1.000	PZ	VM2275A0	SMOOTH BUSHING	1.000	PZ	VM2305A0	6 SERIES DOOR CAP FIXING PAWL	3.000	PZ	VP1081A0	UPPER HINGE CAP FOR UPPER INNER GLASS	1.000	PZ
SC1015A0		1.000	PZ																																						
VI1103A0	40X12 TBSP SCREW FOR PLASTIC	1.000	PZ																																						
VI1930A1	ST. STEEL 5X20 CHIP SCREW	4.000	PZ																																						
VI1996A0	M5x35 SCREW	2.000	PZ																																						
VM1224A0		300.000	MM																																						
VM2260B0	S6 LEFT UPPER CAP	1.000	PZ																																						
VM2275A0	SMOOTH BUSHING	1.000	PZ																																						
VM2305A0	6 SERIES DOOR CAP FIXING PAWL	3.000	PZ																																						
VP1081A0	UPPER HINGE CAP FOR UPPER INNER GLASS	1.000	PZ																																						
			KVM2259B	MM -M RIGHT DOOR LEFT LOWER CAP KI	<table border="1"> <tr> <td>SC1015A0</td> <td></td> <td>1.000</td> <td>PZ</td> </tr> <tr> <td>VI1103A0</td> <td>40X12 TBSP SCREW FOR PLASTIC</td> <td>1.000</td> <td>PZ</td> </tr> <tr> <td>VI1930A1</td> <td>ST. STEEL 5X20 CHIP SCREW</td> <td>4.000</td> <td>PZ</td> </tr> <tr> <td>VI1996A0</td> <td>M5x35 SCREW</td> <td>3.000</td> <td>PZ</td> </tr> <tr> <td>VM1224A0</td> <td></td> <td>300.000</td> <td>MM</td> </tr> </table>	SC1015A0		1.000	PZ	VI1103A0	40X12 TBSP SCREW FOR PLASTIC	1.000	PZ	VI1930A1	ST. STEEL 5X20 CHIP SCREW	4.000	PZ	VI1996A0	M5x35 SCREW	3.000	PZ	VM1224A0		300.000	MM																
SC1015A0		1.000	PZ																																						
VI1103A0	40X12 TBSP SCREW FOR PLASTIC	1.000	PZ																																						
VI1930A1	ST. STEEL 5X20 CHIP SCREW	4.000	PZ																																						
VI1996A0	M5x35 SCREW	3.000	PZ																																						
VM1224A0		300.000	MM																																						


VM2305A	6 SERIES DOOR CAP FIXING PAWL		KVM2259B	MM -M RIGHT DOOR LEFT LOWER CAP KI	<table border="1"> <tr> <td>VM2259B0</td> <td>VM2259B0</td> <td>1.000</td> <td>PZ</td> </tr> <tr> <td>VM2274A0</td> <td>GROOVED BUSHING</td> <td>1.000</td> <td>PZ</td> </tr> <tr> <td>VM2305A0</td> <td>6 SERIES DOOR CAP FIXING PAWL</td> <td>3.000</td> <td>PZ</td> </tr> <tr> <td>VP1080A0</td> <td>UPPER HINGE CAP FOR LOWER INNER GLASS</td> <td>1.000</td> <td>PZ</td> </tr> </table>	VM2259B0	VM2259B0	1.000	PZ	VM2274A0	GROOVED BUSHING	1.000	PZ	VM2305A0	6 SERIES DOOR CAP FIXING PAWL	3.000	PZ	VP1080A0	UPPER HINGE CAP FOR LOWER INNER GLASS	1.000	PZ												
VM2259B0	VM2259B0	1.000	PZ																														
VM2274A0	GROOVED BUSHING	1.000	PZ																														
VM2305A0	6 SERIES DOOR CAP FIXING PAWL	3.000	PZ																														
VP1080A0	UPPER HINGE CAP FOR LOWER INNER GLASS	1.000	PZ																														
			KVM2259A	MIND MAPS DOOR LEFT LOWER CAP KI	<table border="1"> <tr> <td>VI1996A0</td> <td>M5x35 SCREW</td> <td>3.000</td> <td>PZ</td> </tr> <tr> <td>VM2259A1</td> <td>6 SERIES DOOR LOWER LEFT CAP</td> <td>1.000</td> <td>PZ</td> </tr> <tr> <td>VM2305A0</td> <td>6 SERIES DOOR CAP FIXING PAWL</td> <td>3.000</td> <td>PZ</td> </tr> </table>	VI1996A0	M5x35 SCREW	3.000	PZ	VM2259A1	6 SERIES DOOR LOWER LEFT CAP	1.000	PZ	VM2305A0	6 SERIES DOOR CAP FIXING PAWL	3.000	PZ																
VI1996A0	M5x35 SCREW	3.000	PZ																														
VM2259A1	6 SERIES DOOR LOWER LEFT CAP	1.000	PZ																														
VM2305A0	6 SERIES DOOR CAP FIXING PAWL	3.000	PZ																														
VI1930A	5x25 ST. STEEL SCREW CHIP		KVM2516A	BL SP PROVER 2 PCS HANDLE END KI	<table border="1"> <tr> <td>VI1147A0</td> <td>5X25 STAINLESS STEEL SCREW</td> <td>2.000</td> <td>PZ</td> </tr> <tr> <td>VI1930A0</td> <td>5x25 ST. STEEL SCREW CHIP</td> <td>2.000</td> <td>PZ</td> </tr> <tr> <td>VM2516A0</td> <td>BL SP PROVER HANDLE END</td> <td>2.000</td> <td>PZ</td> </tr> </table>	VI1147A0	5X25 STAINLESS STEEL SCREW	2.000	PZ	VI1930A0	5x25 ST. STEEL SCREW CHIP	2.000	PZ	VM2516A0	BL SP PROVER HANDLE END	2.000	PZ																
VI1147A0	5X25 STAINLESS STEEL SCREW	2.000	PZ																														
VI1930A0	5x25 ST. STEEL SCREW CHIP	2.000	PZ																														
VM2516A0	BL SP PROVER HANDLE END	2.000	PZ																														
			KVM2456A	2 PCS BAKERLUX SHOP.PRO HANDLE END KIT	<table border="1"> <tr> <td>SC1015A0</td> <td></td> <td>1.000</td> <td>PZ</td> </tr> <tr> <td>VI1147A0</td> <td>5X25 STAINLESS STEEL SCREW</td> <td>4.000</td> <td>PZ</td> </tr> <tr> <td>VI1930A0</td> <td>5x25 ST. STEEL SCREW CHIP</td> <td>4.000</td> <td>PZ</td> </tr> <tr> <td>VM1224A0</td> <td></td> <td>200.000</td> <td>MM</td> </tr> <tr> <td>VM2456A0</td> <td>BAKERLUX SHOP.PRO HANDLE END</td> <td>1.000</td> <td>PZ</td> </tr> <tr> <td>VM2489A0</td> <td>SP HANDLE END KIT + STYLUS KIT</td> <td>1.000</td> <td>PZ</td> </tr> <tr> <td>VM2527A0</td> <td>STYLUS PEN FOR SP</td> <td>1.000</td> <td>PZ</td> </tr> </table>	SC1015A0		1.000	PZ	VI1147A0	5X25 STAINLESS STEEL SCREW	4.000	PZ	VI1930A0	5x25 ST. STEEL SCREW CHIP	4.000	PZ	VM1224A0		200.000	MM	VM2456A0	BAKERLUX SHOP.PRO HANDLE END	1.000	PZ	VM2489A0	SP HANDLE END KIT + STYLUS KIT	1.000	PZ	VM2527A0	STYLUS PEN FOR SP	1.000	PZ
SC1015A0		1.000	PZ																														
VI1147A0	5X25 STAINLESS STEEL SCREW	4.000	PZ																														
VI1930A0	5x25 ST. STEEL SCREW CHIP	4.000	PZ																														
VM1224A0		200.000	MM																														
VM2456A0	BAKERLUX SHOP.PRO HANDLE END	1.000	PZ																														
VM2489A0	SP HANDLE END KIT + STYLUS KIT	1.000	PZ																														
VM2527A0	STYLUS PEN FOR SP	1.000	PZ																														
			KTB3316A	BL SHOP.PRO 8 PROVER HANDLE TUBE KIT	<table border="1"> <tr> <td>JEM0555A0</td> <td></td> <td>1.000</td> <td>PZ</td> </tr> <tr> <td>VI1147A0</td> <td>5X25 STAINLESS STEEL SCREW</td> <td>2.000</td> <td>PZ</td> </tr> <tr> <td>VI1930A0</td> <td>5x25 ST. STEEL SCREW CHIP</td> <td>2.000</td> <td>PZ</td> </tr> </table>	JEM0555A0		1.000	PZ	VI1147A0	5X25 STAINLESS STEEL SCREW	2.000	PZ	VI1930A0	5x25 ST. STEEL SCREW CHIP	2.000	PZ																
JEM0555A0		1.000	PZ																														
VI1147A0	5X25 STAINLESS STEEL SCREW	2.000	PZ																														
VI1930A0	5x25 ST. STEEL SCREW CHIP	2.000	PZ																														

VI1930A	5x25 ST. STEEL SCREW CHIP		KTB3306A	BL SHOP.PRO CAMILLA HANDLE TUBE KIT	<table border="1"> <tr><td>IC1308A0</td><td>1.000</td><td>PZ</td></tr> <tr><td>JEM0519A0</td><td>1.000</td><td>PZ</td></tr> <tr><td>SC1015A0</td><td>1.000</td><td>PZ</td></tr> <tr><td>VI1147A0</td><td>5X25</td><td>4.000 PZ</td></tr> <tr><td colspan="3">STAINLESS STEEL SCREW</td></tr> <tr><td>VI1930A0</td><td>5x25 ST.</td><td>4.000 PZ</td></tr> <tr><td colspan="3">STEEL SCREW CHIP</td></tr> </table>	IC1308A0	1.000	PZ	JEM0519A0	1.000	PZ	SC1015A0	1.000	PZ	VI1147A0	5X25	4.000 PZ	STAINLESS STEEL SCREW			VI1930A0	5x25 ST.	4.000 PZ	STEEL SCREW CHIP		
			IC1308A0	1.000	PZ																					
			JEM0519A0	1.000	PZ																					
			SC1015A0	1.000	PZ																					
			VI1147A0	5X25	4.000 PZ																					
STAINLESS STEEL SCREW																										
VI1930A0	5x25 ST.	4.000 PZ																								
STEEL SCREW CHIP																										
KTB3305A	BL SHOP.PRO VITTORIA HANDLE TUBE KIT	<table border="1"> <tr><td>JEM0518A0</td><td>1.000</td><td>PZ</td></tr> <tr><td>VI1147A0</td><td>5X25</td><td>4.000 PZ</td></tr> <tr><td colspan="3">STAINLESS STEEL SCREW</td></tr> <tr><td>VI1930A0</td><td>5x25 ST.</td><td>4.000 PZ</td></tr> <tr><td colspan="3">STEEL SCREW CHIP</td></tr> </table>	JEM0518A0	1.000	PZ	VI1147A0	5X25	4.000 PZ	STAINLESS STEEL SCREW			VI1930A0	5x25 ST.	4.000 PZ	STEEL SCREW CHIP											
JEM0518A0	1.000	PZ																								
VI1147A0	5X25	4.000 PZ																								
STAINLESS STEEL SCREW																										
VI1930A0	5x25 ST.	4.000 PZ																								
STEEL SCREW CHIP																										
KTB3303A	BL SP STE-ELE LATER DOOR HANDLE TUBE KIT	<table border="1"> <tr><td>JEM0516A0</td><td>1.000</td><td>PZ</td></tr> <tr><td>VI1147A0</td><td>5X25</td><td>4.000 PZ</td></tr> <tr><td colspan="3">STAINLESS STEEL SCREW</td></tr> <tr><td>VI1930A0</td><td>5x25 ST.</td><td>4.000 PZ</td></tr> <tr><td colspan="3">STEEL SCREW CHIP</td></tr> </table>	JEM0516A0	1.000	PZ	VI1147A0	5X25	4.000 PZ	STAINLESS STEEL SCREW			VI1930A0	5x25 ST.	4.000 PZ	STEEL SCREW CHIP											
JEM0516A0	1.000	PZ																								
VI1147A0	5X25	4.000 PZ																								
STAINLESS STEEL SCREW																										
VI1930A0	5x25 ST.	4.000 PZ																								
STEEL SCREW CHIP																										
KTB3302A	BL SP 600X400 DROPDOWN HANDLE TUBE KIT	<table border="1"> <tr><td>JEM0515A0</td><td>1.000</td><td>PZ</td></tr> <tr><td>VI1147A0</td><td>5X25</td><td>4.000 PZ</td></tr> <tr><td colspan="3">STAINLESS STEEL SCREW</td></tr> <tr><td>VI1930A0</td><td>5x25 ST.</td><td>4.000 PZ</td></tr> <tr><td colspan="3">STEEL SCREW CHIP</td></tr> </table>	JEM0515A0	1.000	PZ	VI1147A0	5X25	4.000 PZ	STAINLESS STEEL SCREW			VI1930A0	5x25 ST.	4.000 PZ	STEEL SCREW CHIP											
JEM0515A0	1.000	PZ																								
VI1147A0	5X25	4.000 PZ																								
STAINLESS STEEL SCREW																										
VI1930A0	5x25 ST.	4.000 PZ																								
STEEL SCREW CHIP																										
KTB3301A	BL SP 460X330 DROPDOWN HANDLE TUBE KIT	<table border="1"> <tr><td>JEM0514A0</td><td>1.000</td><td>PZ</td></tr> <tr><td>VI1147A0</td><td>5X25</td><td>4.000 PZ</td></tr> <tr><td colspan="3">STAINLESS STEEL SCREW</td></tr> <tr><td>VI1930A0</td><td>5x25 ST.</td><td>4.000 PZ</td></tr> <tr><td colspan="3">STEEL SCREW CHIP</td></tr> </table>	JEM0514A0	1.000	PZ	VI1147A0	5X25	4.000 PZ	STAINLESS STEEL SCREW			VI1930A0	5x25 ST.	4.000 PZ	STEEL SCREW CHIP											
JEM0514A0	1.000	PZ																								
VI1147A0	5X25	4.000 PZ																								
STAINLESS STEEL SCREW																										
VI1930A0	5x25 ST.	4.000 PZ																								
STEEL SCREW CHIP																										
KPE2109A	BL SHOP.PRO TOUCH CONTROL BOARD KIT	<table border="1"> <tr><td>IC1306A0</td><td>1.000</td><td>PZ</td></tr> <tr><td>PE2109A3</td><td>SP TOUCH COMPLETE CONTROL BOARD</td><td>1.000 PZ</td></tr> <tr><td>SC1015A0</td><td>1.000</td><td>PZ</td></tr> </table>	IC1306A0	1.000	PZ	PE2109A3	SP TOUCH COMPLETE CONTROL BOARD	1.000 PZ	SC1015A0	1.000	PZ															
IC1306A0	1.000	PZ																								
PE2109A3	SP TOUCH COMPLETE CONTROL BOARD	1.000 PZ																								
SC1015A0	1.000	PZ																								


VI1930A	5x25 ST. STEEL SCREW CHIP		KPE2109A	BL SHOP.PRO TOUCH CONTROL BOARD KIT	<table border="1"> <tr> <td>VI1147A0</td> <td>5X25 STAINLESS STEEL SCREW</td> <td>2.000</td> <td>PZ</td> </tr> <tr> <td>VI1930A0</td> <td>5x25 ST. STEEL SCREW CHIP</td> <td>2.000</td> <td>PZ</td> </tr> <tr> <td>VM2147A0</td> <td></td> <td>1.000</td> <td>PZ</td> </tr> </table>	VI1147A0	5X25 STAINLESS STEEL SCREW	2.000	PZ	VI1930A0	5x25 ST. STEEL SCREW CHIP	2.000	PZ	VM2147A0		1.000	PZ
VI1147A0	5X25 STAINLESS STEEL SCREW	2.000	PZ														
VI1930A0	5x25 ST. STEEL SCREW CHIP	2.000	PZ														
VM2147A0		1.000	PZ														
			KPE2107A	BAKERLUX SP LED CONTROL BOARD KIT	<table border="1"> <tr> <td>PE2107A2</td> <td>BAKERLUX SHOP.PRO LED COMPLETE CONTROL</td> <td>1.000</td> <td>PZ</td> </tr> <tr> <td>VI1147A0</td> <td>5X25 STAINLESS STEEL SCREW</td> <td>2.000</td> <td>PZ</td> </tr> <tr> <td>VI1930A0</td> <td>5x25 ST. STEEL SCREW CHIP</td> <td>2.000</td> <td>PZ</td> </tr> </table>	PE2107A2	BAKERLUX SHOP.PRO LED COMPLETE CONTROL	1.000	PZ	VI1147A0	5X25 STAINLESS STEEL SCREW	2.000	PZ	VI1930A0	5x25 ST. STEEL SCREW CHIP	2.000	PZ
PE2107A2	BAKERLUX SHOP.PRO LED COMPLETE CONTROL	1.000	PZ														
VI1147A0	5X25 STAINLESS STEEL SCREW	2.000	PZ														
VI1930A0	5x25 ST. STEEL SCREW CHIP	2.000	PZ														
			KPE2105A	BAKERLUX SP GO CONTROL BOARD KIT	<table border="1"> <tr> <td>PE2105A2</td> <td>BLSP GO COMPLETE CONTROL</td> <td>1.000</td> <td>PZ</td> </tr> <tr> <td>VI1147A0</td> <td>5X25 STAINLESS STEEL SCREW</td> <td>2.000</td> <td>PZ</td> </tr> <tr> <td>VI1930A0</td> <td>5x25 ST. STEEL SCREW CHIP</td> <td>2.000</td> <td>PZ</td> </tr> </table>	PE2105A2	BLSP GO COMPLETE CONTROL	1.000	PZ	VI1147A0	5X25 STAINLESS STEEL SCREW	2.000	PZ	VI1930A0	5x25 ST. STEEL SCREW CHIP	2.000	PZ
PE2105A2	BLSP GO COMPLETE CONTROL	1.000	PZ														
VI1147A0	5X25 STAINLESS STEEL SCREW	2.000	PZ														
VI1930A0	5x25 ST. STEEL SCREW CHIP	2.000	PZ														
VI1996A	M5x35 SCREW		VI1996A0	M5x35 SCREW													
VM2259A	6 SERIES DOOR LOWER LEFT CAP		KVM2259A	MIND MAPS DOOR LEFT LOWER CAP KI	<table border="1"> <tr> <td>VI1996A0</td> <td>M5x35 SCREW</td> <td>3.000</td> <td>PZ</td> </tr> <tr> <td>VM2259A1</td> <td>6 SERIES DOOR LOWER LEFT CAP</td> <td>1.000</td> <td>PZ</td> </tr> <tr> <td>VM2305A0</td> <td>6 SERIES DOOR CAP FIXING PAWL</td> <td>3.000</td> <td>PZ</td> </tr> </table>	VI1996A0	M5x35 SCREW	3.000	PZ	VM2259A1	6 SERIES DOOR LOWER LEFT CAP	1.000	PZ	VM2305A0	6 SERIES DOOR CAP FIXING PAWL	3.000	PZ
VI1996A0	M5x35 SCREW	3.000	PZ														
VM2259A1	6 SERIES DOOR LOWER LEFT CAP	1.000	PZ														
VM2305A0	6 SERIES DOOR CAP FIXING PAWL	3.000	PZ														






VM2274A	GROOVED BUSHING		KVM2384B	MM- M LEFT DOOR RIGHT LOWER CAP KIT	<table border="1"> <tr><td>IC1298A0</td><td>1.000</td><td>PZ</td></tr> <tr><td>SC1010A0</td><td>UNOX ENVELOPE FOR TECHN. DOCUMENTATION</td><td>1.000 PZ</td></tr> <tr><td>VI1074A0</td><td>4X16 SCREW FOR PLASTIC</td><td>1.000 PZ</td></tr> <tr><td>VI1930A1</td><td>ST. STEEL 5X20 CHIP SCREW</td><td>4.000 PZ</td></tr> <tr><td>VI1996A0</td><td>M5x35 SCREW</td><td>2.000 PZ</td></tr> <tr><td>VM1224A0</td><td></td><td>200.000 MM</td></tr> <tr><td>VM2274A0</td><td>GROOVED BUSHING</td><td>1.000 PZ</td></tr> <tr><td>VM2305A0</td><td>6 SERIES DOOR CAP FIXING PAWL</td><td>3.000 PZ</td></tr> <tr><td>VM2384B0</td><td>VM2384B0</td><td>1.000 PZ</td></tr> <tr><td>VP1081A0</td><td>UPPER HINGE CAP FOR UPPER INNER GLASS</td><td>1.000 PZ</td></tr> </table>	IC1298A0	1.000	PZ	SC1010A0	UNOX ENVELOPE FOR TECHN. DOCUMENTATION	1.000 PZ	VI1074A0	4X16 SCREW FOR PLASTIC	1.000 PZ	VI1930A1	ST. STEEL 5X20 CHIP SCREW	4.000 PZ	VI1996A0	M5x35 SCREW	2.000 PZ	VM1224A0		200.000 MM	VM2274A0	GROOVED BUSHING	1.000 PZ	VM2305A0	6 SERIES DOOR CAP FIXING PAWL	3.000 PZ	VM2384B0	VM2384B0	1.000 PZ	VP1081A0	UPPER HINGE CAP FOR UPPER INNER GLASS	1.000 PZ
IC1298A0	1.000	PZ																																	
SC1010A0	UNOX ENVELOPE FOR TECHN. DOCUMENTATION	1.000 PZ																																	
VI1074A0	4X16 SCREW FOR PLASTIC	1.000 PZ																																	
VI1930A1	ST. STEEL 5X20 CHIP SCREW	4.000 PZ																																	
VI1996A0	M5x35 SCREW	2.000 PZ																																	
VM1224A0		200.000 MM																																	
VM2274A0	GROOVED BUSHING	1.000 PZ																																	
VM2305A0	6 SERIES DOOR CAP FIXING PAWL	3.000 PZ																																	
VM2384B0	VM2384B0	1.000 PZ																																	
VP1081A0	UPPER HINGE CAP FOR UPPER INNER GLASS	1.000 PZ																																	
			KVM2274A	GROOVED PIN BUSHING KIT	<table border="1"> <tr><td>VM1224A0</td><td></td><td>150.000 MM</td></tr> <tr><td>VM2274A0</td><td>GROOVED BUSHING</td><td>1.000 PZ</td></tr> </table>	VM1224A0		150.000 MM	VM2274A0	GROOVED BUSHING	1.000 PZ																								
VM1224A0		150.000 MM																																	
VM2274A0	GROOVED BUSHING	1.000 PZ																																	
			KVM2259B	MM -M RIGHT DOOR LEFT LOWER CAP KI	<table border="1"> <tr><td>SC1015A0</td><td></td><td>1.000 PZ</td></tr> <tr><td>VI1103A0</td><td>40X12 TBSP SCREW FOR PLASTIC</td><td>1.000 PZ</td></tr> <tr><td>VI1930A1</td><td>ST. STEEL 5X20 CHIP SCREW</td><td>4.000 PZ</td></tr> <tr><td>VI1996A0</td><td>M5x35 SCREW</td><td>3.000 PZ</td></tr> <tr><td>VM1224A0</td><td></td><td>300.000 MM</td></tr> <tr><td>VM2259B0</td><td>VM2259B0</td><td>1.000 PZ</td></tr> <tr><td>VM2274A0</td><td>GROOVED BUSHING</td><td>1.000 PZ</td></tr> <tr><td>VM2305A0</td><td>6 SERIES DOOR CAP FIXING PAWL</td><td>3.000 PZ</td></tr> <tr><td>VP1080A0</td><td>UPPER HINGE CAP FOR LOWER INNER GLASS</td><td>1.000 PZ</td></tr> </table>	SC1015A0		1.000 PZ	VI1103A0	40X12 TBSP SCREW FOR PLASTIC	1.000 PZ	VI1930A1	ST. STEEL 5X20 CHIP SCREW	4.000 PZ	VI1996A0	M5x35 SCREW	3.000 PZ	VM1224A0		300.000 MM	VM2259B0	VM2259B0	1.000 PZ	VM2274A0	GROOVED BUSHING	1.000 PZ	VM2305A0	6 SERIES DOOR CAP FIXING PAWL	3.000 PZ	VP1080A0	UPPER HINGE CAP FOR LOWER INNER GLASS	1.000 PZ			
SC1015A0		1.000 PZ																																	
VI1103A0	40X12 TBSP SCREW FOR PLASTIC	1.000 PZ																																	
VI1930A1	ST. STEEL 5X20 CHIP SCREW	4.000 PZ																																	
VI1996A0	M5x35 SCREW	3.000 PZ																																	
VM1224A0		300.000 MM																																	
VM2259B0	VM2259B0	1.000 PZ																																	
VM2274A0	GROOVED BUSHING	1.000 PZ																																	
VM2305A0	6 SERIES DOOR CAP FIXING PAWL	3.000 PZ																																	
VP1080A0	UPPER HINGE CAP FOR LOWER INNER GLASS	1.000 PZ																																	


VM2305A	6 SERIES DOOR CAP FIXING PAWL		KVM2386B	MM -M LEFT DOOR LEFT LOWER CAP KI	<table border="1"> <tr> <td>IC1298A0</td> <td></td> <td>1.000</td> <td>PZ</td> </tr> <tr> <td>RC1200A0</td> <td>ED=4 WIRE D.=0.5 COMPRESSIO N SPRING</td> <td>2.000</td> <td>PZ</td> </tr> <tr> <td>SC1010A0</td> <td>UNOX ENVELOPE FOR TECHN. DOCUMENTAT ION</td> <td>1.000</td> <td>PZ</td> </tr> <tr> <td>VE1030A1</td> <td>MAGNET FOR DOOR MICROSWITC H D=22.9mm</td> <td>1.000</td> <td>PZ</td> </tr> <tr> <td>VI1220A1</td> <td>4,2x12 TCB SELF-TAPPIN G SCREW</td> <td>1.000</td> <td>PZ</td> </tr> <tr> <td>VI1930A1</td> <td>ST. STEEL 5X20 CHIP SCREW</td> <td>4.000</td> <td>PZ</td> </tr> <tr> <td>VI1996A0</td> <td>M5x35 SCREW</td> <td>4.000</td> <td>PZ</td> </tr> <tr> <td>VM2267A0</td> <td>INTERNAL GLASS LOCKING SYSTEM SLIDER</td> <td>1.000</td> <td>PZ</td> </tr> <tr> <td>VM2268A0</td> <td>DOOR MAGNET COVER</td> <td>1.000</td> <td>PZ</td> </tr> <tr> <td>VM2269B0</td> <td>INNER GLASS FIXING CAP</td> <td>1.000</td> <td>PZ</td> </tr> <tr> <td>VM2305A0</td> <td>6 SERIES DOOR CAP FIXING PAWL</td> <td>4.000</td> <td>PZ</td> </tr> <tr> <td>VM2386B0</td> <td>MM -M LEFT DOOR LEFT LOWER CAP KI</td> <td>1.000</td> <td>PZ</td> </tr> </table>	IC1298A0		1.000	PZ	RC1200A0	ED=4 WIRE D.=0.5 COMPRESSIO N SPRING	2.000	PZ	SC1010A0	UNOX ENVELOPE FOR TECHN. DOCUMENTAT ION	1.000	PZ	VE1030A1	MAGNET FOR DOOR MICROSWITC H D=22.9mm	1.000	PZ	VI1220A1	4,2x12 TCB SELF-TAPPIN G SCREW	1.000	PZ	VI1930A1	ST. STEEL 5X20 CHIP SCREW	4.000	PZ	VI1996A0	M5x35 SCREW	4.000	PZ	VM2267A0	INTERNAL GLASS LOCKING SYSTEM SLIDER	1.000	PZ	VM2268A0	DOOR MAGNET COVER	1.000	PZ	VM2269B0	INNER GLASS FIXING CAP	1.000	PZ	VM2305A0	6 SERIES DOOR CAP FIXING PAWL	4.000	PZ	VM2386B0	MM -M LEFT DOOR LEFT LOWER CAP KI	1.000	PZ
			IC1298A0		1.000	PZ																																															
RC1200A0	ED=4 WIRE D.=0.5 COMPRESSIO N SPRING	2.000	PZ																																																		
SC1010A0	UNOX ENVELOPE FOR TECHN. DOCUMENTAT ION	1.000	PZ																																																		
VE1030A1	MAGNET FOR DOOR MICROSWITC H D=22.9mm	1.000	PZ																																																		
VI1220A1	4,2x12 TCB SELF-TAPPIN G SCREW	1.000	PZ																																																		
VI1930A1	ST. STEEL 5X20 CHIP SCREW	4.000	PZ																																																		
VI1996A0	M5x35 SCREW	4.000	PZ																																																		
VM2267A0	INTERNAL GLASS LOCKING SYSTEM SLIDER	1.000	PZ																																																		
VM2268A0	DOOR MAGNET COVER	1.000	PZ																																																		
VM2269B0	INNER GLASS FIXING CAP	1.000	PZ																																																		
VM2305A0	6 SERIES DOOR CAP FIXING PAWL	4.000	PZ																																																		
VM2386B0	MM -M LEFT DOOR LEFT LOWER CAP KI	1.000	PZ																																																		
			KVM2386A	PLAST NOSNIK L/D. ROH DVERI KLIKA R.	<table border="1"> <tr> <td>SC1010A0</td> <td>UNOX ENVELOPE FOR TECHN. DOCUMENTAT ION</td> <td>1.000</td> <td>PC</td> </tr> <tr> <td>VI1996A0</td> <td>M5x35 SCREW</td> <td>3.000</td> <td>PC</td> </tr> <tr> <td>VM1224A0</td> <td></td> <td>200.000</td> <td>MM</td> </tr> <tr> <td>VM2305A0</td> <td>6 SERIES DOOR CAP FIXING PAWL</td> <td>3.000</td> <td>PC</td> </tr> <tr> <td>VM2386A1</td> <td>LEFT MM DOOR LOWER LEFT CAP</td> <td>1.000</td> <td>PC</td> </tr> </table>	SC1010A0	UNOX ENVELOPE FOR TECHN. DOCUMENTAT ION	1.000	PC	VI1996A0	M5x35 SCREW	3.000	PC	VM1224A0		200.000	MM	VM2305A0	6 SERIES DOOR CAP FIXING PAWL	3.000	PC	VM2386A1	LEFT MM DOOR LOWER LEFT CAP	1.000	PC																												
SC1010A0	UNOX ENVELOPE FOR TECHN. DOCUMENTAT ION	1.000	PC																																																		
VI1996A0	M5x35 SCREW	3.000	PC																																																		
VM1224A0		200.000	MM																																																		
VM2305A0	6 SERIES DOOR CAP FIXING PAWL	3.000	PC																																																		
VM2386A1	LEFT MM DOOR LOWER LEFT CAP	1.000	PC																																																		







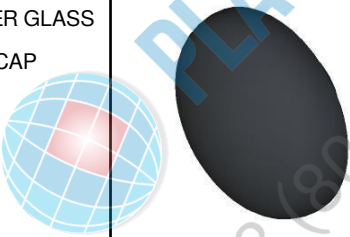
VM2305A	6 SERIES DOOR CAP FIXING PAWL		KVM2385B	MM -M LEFT DOOR LEFT UPPER CAP KI	<table border="1"> <tr> <td>IC1298A0</td> <td></td> <td>1.000</td> <td>PZ</td> </tr> <tr> <td>RC1200A0</td> <td>ED=4 WIRE D.=0.5 COMPRESSIO N SPRING</td> <td>2.000</td> <td>PZ</td> </tr> <tr> <td>SC1010A0</td> <td>UNOX ENVELOPE FOR TECHN. DOCUMENTAT ION</td> <td>1.000</td> <td>PZ</td> </tr> <tr> <td>VE1030A1</td> <td>MAGNET FOR DOOR MICROSWITC H D=22.9mm</td> <td>1.000</td> <td>PZ</td> </tr> <tr> <td>VI1220A1</td> <td>4,2x12 TCB SELF-TAPPIN G SCREW</td> <td>1.000</td> <td>PZ</td> </tr> <tr> <td>VI1930A1</td> <td>ST. STEEL 5X20 CHIP SCREW</td> <td>4.000</td> <td>PZ</td> </tr> <tr> <td>VI1996A0</td> <td>M5x35 SCREW</td> <td>4.000</td> <td>PZ</td> </tr> <tr> <td>VM2267A0</td> <td>INTERNAL GLASS LOCKING SYSTEM SLIDER</td> <td>1.000</td> <td>PZ</td> </tr> <tr> <td>VM2268A0</td> <td>DOOR MAGNET COVER</td> <td>1.000</td> <td>PZ</td> </tr> <tr> <td>VM2269B0</td> <td>INNER GLASS FIXING CAP</td> <td>1.000</td> <td>PZ</td> </tr> <tr> <td>VM2305A0</td> <td>6 SERIES DOOR CAP FIXING PAWL</td> <td>4.000</td> <td>PZ</td> </tr> <tr> <td>VM2385B0</td> <td>S6 LEFT OVENS UPPER LEFT CAP</td> <td>1.000</td> <td>PZ</td> </tr> </table>	IC1298A0		1.000	PZ	RC1200A0	ED=4 WIRE D.=0.5 COMPRESSIO N SPRING	2.000	PZ	SC1010A0	UNOX ENVELOPE FOR TECHN. DOCUMENTAT ION	1.000	PZ	VE1030A1	MAGNET FOR DOOR MICROSWITC H D=22.9mm	1.000	PZ	VI1220A1	4,2x12 TCB SELF-TAPPIN G SCREW	1.000	PZ	VI1930A1	ST. STEEL 5X20 CHIP SCREW	4.000	PZ	VI1996A0	M5x35 SCREW	4.000	PZ	VM2267A0	INTERNAL GLASS LOCKING SYSTEM SLIDER	1.000	PZ	VM2268A0	DOOR MAGNET COVER	1.000	PZ	VM2269B0	INNER GLASS FIXING CAP	1.000	PZ	VM2305A0	6 SERIES DOOR CAP FIXING PAWL	4.000	PZ	VM2385B0	S6 LEFT OVENS UPPER LEFT CAP	1.000	PZ
			IC1298A0		1.000	PZ																																															
RC1200A0	ED=4 WIRE D.=0.5 COMPRESSIO N SPRING	2.000	PZ																																																		
SC1010A0	UNOX ENVELOPE FOR TECHN. DOCUMENTAT ION	1.000	PZ																																																		
VE1030A1	MAGNET FOR DOOR MICROSWITC H D=22.9mm	1.000	PZ																																																		
VI1220A1	4,2x12 TCB SELF-TAPPIN G SCREW	1.000	PZ																																																		
VI1930A1	ST. STEEL 5X20 CHIP SCREW	4.000	PZ																																																		
VI1996A0	M5x35 SCREW	4.000	PZ																																																		
VM2267A0	INTERNAL GLASS LOCKING SYSTEM SLIDER	1.000	PZ																																																		
VM2268A0	DOOR MAGNET COVER	1.000	PZ																																																		
VM2269B0	INNER GLASS FIXING CAP	1.000	PZ																																																		
VM2305A0	6 SERIES DOOR CAP FIXING PAWL	4.000	PZ																																																		
VM2385B0	S6 LEFT OVENS UPPER LEFT CAP	1.000	PZ																																																		
			KVM2385A	PLAST NOSNIK L/H. ROH DVERI KLIKA R.	<table border="1"> <tr> <td>SC1010A0</td> <td>UNOX ENVELOPE FOR TECHN. DOCUMENTAT ION</td> <td>1.000</td> <td>PC</td> </tr> <tr> <td>VI1996A0</td> <td>M5x35 SCREW</td> <td>3.000</td> <td>PC</td> </tr> <tr> <td>VM1224A0</td> <td></td> <td>300.000</td> <td>MM</td> </tr> <tr> <td>VM2305A0</td> <td>6 SERIES DOOR CAP FIXING PAWL</td> <td>3.000</td> <td>PC</td> </tr> <tr> <td>VM2385A1</td> <td>LEFT MM DOOR UPPER LEFT CAP</td> <td>1.000</td> <td>PC</td> </tr> </table>	SC1010A0	UNOX ENVELOPE FOR TECHN. DOCUMENTAT ION	1.000	PC	VI1996A0	M5x35 SCREW	3.000	PC	VM1224A0		300.000	MM	VM2305A0	6 SERIES DOOR CAP FIXING PAWL	3.000	PC	VM2385A1	LEFT MM DOOR UPPER LEFT CAP	1.000	PC																												
SC1010A0	UNOX ENVELOPE FOR TECHN. DOCUMENTAT ION	1.000	PC																																																		
VI1996A0	M5x35 SCREW	3.000	PC																																																		
VM1224A0		300.000	MM																																																		
VM2305A0	6 SERIES DOOR CAP FIXING PAWL	3.000	PC																																																		
VM2385A1	LEFT MM DOOR UPPER LEFT CAP	1.000	PC																																																		

VM2305A	6 SERIES DOOR CAP FIXING PAWL		KVM2384B	MM- M LEFT DOOR RIGHT LOWER CAP KIT	<table border="1"> <tr><td>IC1298A0</td><td></td><td>1.000</td><td>PZ</td></tr> <tr><td>SC1010A0</td><td>UNOX ENVELOPE FOR TECHN. DOCUMENTAT ION</td><td>1.000</td><td>PZ</td></tr> <tr><td>VI1074A0</td><td>4X16 SCREW FOR PLASTIC</td><td>1.000</td><td>PZ</td></tr> <tr><td>VI1930A1</td><td>ST. STEEL 5X20 CHIP SCREW</td><td>4.000</td><td>PZ</td></tr> <tr><td>VI1996A0</td><td>M5x35 SCREW</td><td>2.000</td><td>PZ</td></tr> <tr><td>VM1224A0</td><td></td><td>200.000</td><td>MM</td></tr> <tr><td>VM2274A0</td><td>GROOVED BUSHING</td><td>1.000</td><td>PZ</td></tr> <tr><td>VM2305A0</td><td>6 SERIES DOOR CAP FIXING PAWL</td><td>3.000</td><td>PZ</td></tr> <tr><td>VM2384B0</td><td>VM2384B0</td><td>1.000</td><td>PZ</td></tr> <tr><td>VP1081A0</td><td>UPPER HINGE CAP FOR UPPER INNER GLASS</td><td>1.000</td><td>PZ</td></tr> </table>	IC1298A0		1.000	PZ	SC1010A0	UNOX ENVELOPE FOR TECHN. DOCUMENTAT ION	1.000	PZ	VI1074A0	4X16 SCREW FOR PLASTIC	1.000	PZ	VI1930A1	ST. STEEL 5X20 CHIP SCREW	4.000	PZ	VI1996A0	M5x35 SCREW	2.000	PZ	VM1224A0		200.000	MM	VM2274A0	GROOVED BUSHING	1.000	PZ	VM2305A0	6 SERIES DOOR CAP FIXING PAWL	3.000	PZ	VM2384B0	VM2384B0	1.000	PZ	VP1081A0	UPPER HINGE CAP FOR UPPER INNER GLASS	1.000	PZ
IC1298A0		1.000	PZ																																										
SC1010A0	UNOX ENVELOPE FOR TECHN. DOCUMENTAT ION	1.000	PZ																																										
VI1074A0	4X16 SCREW FOR PLASTIC	1.000	PZ																																										
VI1930A1	ST. STEEL 5X20 CHIP SCREW	4.000	PZ																																										
VI1996A0	M5x35 SCREW	2.000	PZ																																										
VM1224A0		200.000	MM																																										
VM2274A0	GROOVED BUSHING	1.000	PZ																																										
VM2305A0	6 SERIES DOOR CAP FIXING PAWL	3.000	PZ																																										
VM2384B0	VM2384B0	1.000	PZ																																										
VP1081A0	UPPER HINGE CAP FOR UPPER INNER GLASS	1.000	PZ																																										
			KVM2383B	MM -M LEFT DOOR RIGHT UPPER CAP KIT	<table border="1"> <tr><td>IC1298A0</td><td></td><td>1.000</td><td>PZ</td></tr> <tr><td>SC1010A0</td><td>UNOX ENVELOPE FOR TECHN. DOCUMENTAT ION</td><td>1.000</td><td>PZ</td></tr> <tr><td>VI1074A0</td><td>4X16 SCREW FOR PLASTIC</td><td>1.000</td><td>PZ</td></tr> <tr><td>VI1930A1</td><td>ST. STEEL 5X20 CHIP SCREW</td><td>4.000</td><td>PZ</td></tr> <tr><td>VI1996A0</td><td>M5x35 SCREW</td><td>3.000</td><td>PZ</td></tr> <tr><td>VM2275A0</td><td>SMOOTH BUSHING</td><td>1.000</td><td>PZ</td></tr> <tr><td>VM2305A0</td><td>6 SERIES DOOR CAP FIXING PAWL</td><td>3.000</td><td>PZ</td></tr> <tr><td>VM2383B0</td><td>S6 LEFT OVENS UPPER RIGHT CAP</td><td>1.000</td><td>PZ</td></tr> <tr><td>VP1080A0</td><td>UPPER HINGE CAP FOR LOWER INNER GLASS</td><td>1.000</td><td>PZ</td></tr> </table>	IC1298A0		1.000	PZ	SC1010A0	UNOX ENVELOPE FOR TECHN. DOCUMENTAT ION	1.000	PZ	VI1074A0	4X16 SCREW FOR PLASTIC	1.000	PZ	VI1930A1	ST. STEEL 5X20 CHIP SCREW	4.000	PZ	VI1996A0	M5x35 SCREW	3.000	PZ	VM2275A0	SMOOTH BUSHING	1.000	PZ	VM2305A0	6 SERIES DOOR CAP FIXING PAWL	3.000	PZ	VM2383B0	S6 LEFT OVENS UPPER RIGHT CAP	1.000	PZ	VP1080A0	UPPER HINGE CAP FOR LOWER INNER GLASS	1.000	PZ				
IC1298A0		1.000	PZ																																										
SC1010A0	UNOX ENVELOPE FOR TECHN. DOCUMENTAT ION	1.000	PZ																																										
VI1074A0	4X16 SCREW FOR PLASTIC	1.000	PZ																																										
VI1930A1	ST. STEEL 5X20 CHIP SCREW	4.000	PZ																																										
VI1996A0	M5x35 SCREW	3.000	PZ																																										
VM2275A0	SMOOTH BUSHING	1.000	PZ																																										
VM2305A0	6 SERIES DOOR CAP FIXING PAWL	3.000	PZ																																										
VM2383B0	S6 LEFT OVENS UPPER RIGHT CAP	1.000	PZ																																										
VP1080A0	UPPER HINGE CAP FOR LOWER INNER GLASS	1.000	PZ																																										
			KVM2383A	MIND.MAPS LEFT DOOR RIGHT UPPER CAP KIT	<table border="1"> <tr><td>IC1298A0</td><td></td><td>1.000</td><td>PC</td></tr> </table>	IC1298A0		1.000	PC																																				
IC1298A0		1.000	PC																																										


VM2305A	6 SERIES DOOR CAP FIXING PAWL		KVM2383A	MIND.MAPS LEFT DOOR RIGHT UPPER CAP KIT	<table border="1"> <tr> <td>SC1010A0</td> <td>UNOX ENVELOPE FOR TECHN. DOCUMENTATION</td> <td>1.000</td> <td>PC</td> </tr> <tr> <td>VI1930A1</td> <td>ST. STEEL 5X20 CHIP SCREW</td> <td>4.000</td> <td>PC</td> </tr> <tr> <td>VI1996A0</td> <td>M5x35 SCREW</td> <td>3.000</td> <td>PC</td> </tr> <tr> <td>VM2275A0</td> <td>SMOOTH BUSHING</td> <td>1.000</td> <td>PC</td> </tr> <tr> <td>VM2305A0</td> <td>6 SERIES DOOR CAP FIXING PAWL</td> <td>3.000</td> <td>PC</td> </tr> <tr> <td>VM2383A0</td> <td>MM LEFT DOOR RIGHT UPPER CAP</td> <td>1.000</td> <td>PC</td> </tr> </table>	SC1010A0	UNOX ENVELOPE FOR TECHN. DOCUMENTATION	1.000	PC	VI1930A1	ST. STEEL 5X20 CHIP SCREW	4.000	PC	VI1996A0	M5x35 SCREW	3.000	PC	VM2275A0	SMOOTH BUSHING	1.000	PC	VM2305A0	6 SERIES DOOR CAP FIXING PAWL	3.000	PC	VM2383A0	MM LEFT DOOR RIGHT UPPER CAP	1.000	PC																								
SC1010A0	UNOX ENVELOPE FOR TECHN. DOCUMENTATION	1.000	PC																																																		
VI1930A1	ST. STEEL 5X20 CHIP SCREW	4.000	PC																																																		
VI1996A0	M5x35 SCREW	3.000	PC																																																		
VM2275A0	SMOOTH BUSHING	1.000	PC																																																		
VM2305A0	6 SERIES DOOR CAP FIXING PAWL	3.000	PC																																																		
VM2383A0	MM LEFT DOOR RIGHT UPPER CAP	1.000	PC																																																		
			KVM2305A	MM FIXING DOOR THUB SCREWS 10 PCS KIT	<table border="1"> <tr> <td>VM1224A0</td> <td></td> <td>150.000</td> <td>MM</td> </tr> <tr> <td>VM2305A0</td> <td>6 SERIES DOOR CAP FIXING PAWL</td> <td>10.000</td> <td>PZ</td> </tr> </table>	VM1224A0		150.000	MM	VM2305A0	6 SERIES DOOR CAP FIXING PAWL	10.000	PZ																																								
VM1224A0		150.000	MM																																																		
VM2305A0	6 SERIES DOOR CAP FIXING PAWL	10.000	PZ																																																		
			KVM2262B	MIND.MAPS -M DOOR RIGHT UPPER CAP KIT	<table border="1"> <tr> <td>RC1200A0</td> <td>ED=4 WIRE D.=0.5 COMPRESSIO N SPRING</td> <td>2.000</td> <td>PZ</td> </tr> <tr> <td>SC1015A0</td> <td></td> <td>1.000</td> <td>PZ</td> </tr> <tr> <td>VE1030A1</td> <td>MAGNET FOR DOOR MICROSWITC H D=22.9mm</td> <td>1.000</td> <td>PZ</td> </tr> <tr> <td>VI1220A1</td> <td>4,2x12 TCB SELF-TAPPIN G SCREW</td> <td>1.000</td> <td>PZ</td> </tr> <tr> <td>VI1930A1</td> <td>ST. STEEL 5X20 CHIP SCREW</td> <td>4.000</td> <td>PZ</td> </tr> <tr> <td>VI1996A0</td> <td>M5x35 SCREW</td> <td>4.000</td> <td>PZ</td> </tr> <tr> <td>VM1224A0</td> <td></td> <td>300.000</td> <td>MM</td> </tr> <tr> <td>VM2262B0</td> <td>VM2262B0</td> <td>1.000</td> <td>PZ</td> </tr> <tr> <td>VM2267A0</td> <td>INTERNAL GLASS LOCKING SYSTEM SLIDER</td> <td>1.000</td> <td>PZ</td> </tr> <tr> <td>VM2268A0</td> <td>DOOR MAGNET COVER</td> <td>1.000</td> <td>PZ</td> </tr> <tr> <td>VM2269B0</td> <td>INNER GLASS FIXING CAP</td> <td>1.000</td> <td>PZ</td> </tr> <tr> <td>VM2305A0</td> <td>6 SERIES DOOR CAP FIXING PAWL</td> <td>4.000</td> <td>PZ</td> </tr> </table>	RC1200A0	ED=4 WIRE D.=0.5 COMPRESSIO N SPRING	2.000	PZ	SC1015A0		1.000	PZ	VE1030A1	MAGNET FOR DOOR MICROSWITC H D=22.9mm	1.000	PZ	VI1220A1	4,2x12 TCB SELF-TAPPIN G SCREW	1.000	PZ	VI1930A1	ST. STEEL 5X20 CHIP SCREW	4.000	PZ	VI1996A0	M5x35 SCREW	4.000	PZ	VM1224A0		300.000	MM	VM2262B0	VM2262B0	1.000	PZ	VM2267A0	INTERNAL GLASS LOCKING SYSTEM SLIDER	1.000	PZ	VM2268A0	DOOR MAGNET COVER	1.000	PZ	VM2269B0	INNER GLASS FIXING CAP	1.000	PZ	VM2305A0	6 SERIES DOOR CAP FIXING PAWL	4.000	PZ
RC1200A0	ED=4 WIRE D.=0.5 COMPRESSIO N SPRING	2.000	PZ																																																		
SC1015A0		1.000	PZ																																																		
VE1030A1	MAGNET FOR DOOR MICROSWITC H D=22.9mm	1.000	PZ																																																		
VI1220A1	4,2x12 TCB SELF-TAPPIN G SCREW	1.000	PZ																																																		
VI1930A1	ST. STEEL 5X20 CHIP SCREW	4.000	PZ																																																		
VI1996A0	M5x35 SCREW	4.000	PZ																																																		
VM1224A0		300.000	MM																																																		
VM2262B0	VM2262B0	1.000	PZ																																																		
VM2267A0	INTERNAL GLASS LOCKING SYSTEM SLIDER	1.000	PZ																																																		
VM2268A0	DOOR MAGNET COVER	1.000	PZ																																																		
VM2269B0	INNER GLASS FIXING CAP	1.000	PZ																																																		
VM2305A0	6 SERIES DOOR CAP FIXING PAWL	4.000	PZ																																																		

VM2305A	6 SERIES DOOR CAP FIXING PAWL		KVM2261B	MIND.MAPS -M DOOR RIGHT LOWER CAP KIT	<table border="1"> <tr> <td>RC1200A0</td> <td>ED=4 WIRE D.=0.5 COMPRESSIO N SPRING</td> <td>2.000</td> <td>PZ</td> </tr> <tr> <td>SC1015A0</td> <td></td> <td>1.000</td> <td>PZ</td> </tr> <tr> <td>VE1030A1</td> <td>MAGNET FOR DOOR MICROSWITC H D=22,9mm</td> <td>1.000</td> <td>PZ</td> </tr> <tr> <td>VI1220A1</td> <td>4,2x12 TCB SELF-TAPPIN G SCREW</td> <td>1.000</td> <td>PZ</td> </tr> <tr> <td>VI1930A1</td> <td>ST. STEEL 5X20 CHIP SCREW</td> <td>4.000</td> <td>PZ</td> </tr> <tr> <td>VI1996A0</td> <td>M5x35 SCREW</td> <td>4.000</td> <td>PZ</td> </tr> <tr> <td>VM1224A0</td> <td></td> <td>200.000</td> <td>MM</td> </tr> <tr> <td>VM2261B0</td> <td>VM2261B0</td> <td>1.000</td> <td>PZ</td> </tr> <tr> <td>VM2267A0</td> <td>INTERNAL GLASS LOCKING SYSTEM SLIDER</td> <td>1.000</td> <td>PZ</td> </tr> <tr> <td>VM2268A0</td> <td>DOOR MAGNET COVER</td> <td>1.000</td> <td>PZ</td> </tr> <tr> <td>VM2269B0</td> <td>INNER GLASS FIXING CAP</td> <td>1.000</td> <td>PZ</td> </tr> <tr> <td>VM2305A0</td> <td>6 SERIES DOOR CAP FIXING PAWL</td> <td>4.000</td> <td>PZ</td> </tr> </table>	RC1200A0	ED=4 WIRE D.=0.5 COMPRESSIO N SPRING	2.000	PZ	SC1015A0		1.000	PZ	VE1030A1	MAGNET FOR DOOR MICROSWITC H D=22,9mm	1.000	PZ	VI1220A1	4,2x12 TCB SELF-TAPPIN G SCREW	1.000	PZ	VI1930A1	ST. STEEL 5X20 CHIP SCREW	4.000	PZ	VI1996A0	M5x35 SCREW	4.000	PZ	VM1224A0		200.000	MM	VM2261B0	VM2261B0	1.000	PZ	VM2267A0	INTERNAL GLASS LOCKING SYSTEM SLIDER	1.000	PZ	VM2268A0	DOOR MAGNET COVER	1.000	PZ	VM2269B0	INNER GLASS FIXING CAP	1.000	PZ	VM2305A0	6 SERIES DOOR CAP FIXING PAWL	4.000	PZ
RC1200A0	ED=4 WIRE D.=0.5 COMPRESSIO N SPRING	2.000	PZ																																																		
SC1015A0		1.000	PZ																																																		
VE1030A1	MAGNET FOR DOOR MICROSWITC H D=22,9mm	1.000	PZ																																																		
VI1220A1	4,2x12 TCB SELF-TAPPIN G SCREW	1.000	PZ																																																		
VI1930A1	ST. STEEL 5X20 CHIP SCREW	4.000	PZ																																																		
VI1996A0	M5x35 SCREW	4.000	PZ																																																		
VM1224A0		200.000	MM																																																		
VM2261B0	VM2261B0	1.000	PZ																																																		
VM2267A0	INTERNAL GLASS LOCKING SYSTEM SLIDER	1.000	PZ																																																		
VM2268A0	DOOR MAGNET COVER	1.000	PZ																																																		
VM2269B0	INNER GLASS FIXING CAP	1.000	PZ																																																		
VM2305A0	6 SERIES DOOR CAP FIXING PAWL	4.000	PZ																																																		
			KVM2261A	MIND.MAPS DOOR RIGHT LOWER CAP KIT	<table border="1"> <tr> <td>VI1996A0</td> <td>M5x35 SCREW</td> <td>3.000</td> <td>PZ</td> </tr> <tr> <td>VM2261A1</td> <td>6 SERIES DOOR LOWER RIGHT CAP</td> <td>1.000</td> <td>PZ</td> </tr> <tr> <td>VM2305A0</td> <td>6 SERIES DOOR CAP FIXING PAWL</td> <td>3.000</td> <td>PZ</td> </tr> </table>	VI1996A0	M5x35 SCREW	3.000	PZ	VM2261A1	6 SERIES DOOR LOWER RIGHT CAP	1.000	PZ	VM2305A0	6 SERIES DOOR CAP FIXING PAWL	3.000	PZ																																				
VI1996A0	M5x35 SCREW	3.000	PZ																																																		
VM2261A1	6 SERIES DOOR LOWER RIGHT CAP	1.000	PZ																																																		
VM2305A0	6 SERIES DOOR CAP FIXING PAWL	3.000	PZ																																																		
			KVM2260B	MM M RIGHT DOOR -LEFT UPPER CAP KI	<table border="1"> <tr> <td>SC1015A0</td> <td></td> <td>1.000</td> <td>PZ</td> </tr> <tr> <td>VI1103A0</td> <td>40X12 TBSP SCREW FOR PLASTIC</td> <td>1.000</td> <td>PZ</td> </tr> <tr> <td>VI1930A1</td> <td>ST. STEEL 5X20 CHIP SCREW</td> <td>4.000</td> <td>PZ</td> </tr> <tr> <td>VI1996A0</td> <td>M5x35 SCREW</td> <td>2.000</td> <td>PZ</td> </tr> <tr> <td>VM1224A0</td> <td></td> <td>300.000</td> <td>MM</td> </tr> <tr> <td>VM2260B0</td> <td>S6 LEFT UPPER CAP</td> <td>1.000</td> <td>PZ</td> </tr> <tr> <td>VM2275A0</td> <td>SMOOTH BUSHING</td> <td>1.000</td> <td>PZ</td> </tr> </table>	SC1015A0		1.000	PZ	VI1103A0	40X12 TBSP SCREW FOR PLASTIC	1.000	PZ	VI1930A1	ST. STEEL 5X20 CHIP SCREW	4.000	PZ	VI1996A0	M5x35 SCREW	2.000	PZ	VM1224A0		300.000	MM	VM2260B0	S6 LEFT UPPER CAP	1.000	PZ	VM2275A0	SMOOTH BUSHING	1.000	PZ																				
SC1015A0		1.000	PZ																																																		
VI1103A0	40X12 TBSP SCREW FOR PLASTIC	1.000	PZ																																																		
VI1930A1	ST. STEEL 5X20 CHIP SCREW	4.000	PZ																																																		
VI1996A0	M5x35 SCREW	2.000	PZ																																																		
VM1224A0		300.000	MM																																																		
VM2260B0	S6 LEFT UPPER CAP	1.000	PZ																																																		
VM2275A0	SMOOTH BUSHING	1.000	PZ																																																		

VM2305A	6 SERIES DOOR CAP FIXING PAWL		<p>KVM2260B</p> <p>KVM2259B</p> <p>KVM2259A</p>	<p>MM M RIGHT DOOR -LEFT UPPER CAP KI</p> <p>MM -M RIGHT DOOR LEFT LOWER CAP KI</p> <p>MIND MAPS DOOR LEFT LOWER CAP KI</p>	<table border="1"> <tr> <td>VM2305A0</td> <td>6 SERIES DOOR CAP FIXING PAWL</td> <td>3.000</td> <td>PZ</td> </tr> <tr> <td>VP1081A0</td> <td>UPPER HINGE CAP FOR UPPER INNER GLASS</td> <td>1.000</td> <td>PZ</td> </tr> <tr> <td>SC1015A0</td> <td></td> <td>1.000</td> <td>PZ</td> </tr> <tr> <td>VI1103A0</td> <td>40X12 TBSP SCREW FOR PLASTIC</td> <td>1.000</td> <td>PZ</td> </tr> <tr> <td>VI1930A1</td> <td>ST. STEEL 5X20 CHIP SCREW</td> <td>4.000</td> <td>PZ</td> </tr> <tr> <td>VI1996A0</td> <td>M5x35 SCREW</td> <td>3.000</td> <td>PZ</td> </tr> <tr> <td>VM1224A0</td> <td></td> <td>300.000</td> <td>MM</td> </tr> <tr> <td>VM2259B0</td> <td>VM2259B0</td> <td>1.000</td> <td>PZ</td> </tr> <tr> <td>VM2274A0</td> <td>GROOVED BUSHING</td> <td>1.000</td> <td>PZ</td> </tr> <tr> <td>VM2305A0</td> <td>6 SERIES DOOR CAP FIXING PAWL</td> <td>3.000</td> <td>PZ</td> </tr> <tr> <td>VP1080A0</td> <td>UPPER HINGE CAP FOR LOWER INNER GLASS</td> <td>1.000</td> <td>PZ</td> </tr> <tr> <td>VI1996A0</td> <td>M5x35 SCREW</td> <td>3.000</td> <td>PZ</td> </tr> <tr> <td>VM2259A1</td> <td>6 SERIES DOOR LOWER LEFT CAP</td> <td>1.000</td> <td>PZ</td> </tr> <tr> <td>VM2305A0</td> <td>6 SERIES DOOR CAP FIXING PAWL</td> <td>3.000</td> <td>PZ</td> </tr> </table>	VM2305A0	6 SERIES DOOR CAP FIXING PAWL	3.000	PZ	VP1081A0	UPPER HINGE CAP FOR UPPER INNER GLASS	1.000	PZ	SC1015A0		1.000	PZ	VI1103A0	40X12 TBSP SCREW FOR PLASTIC	1.000	PZ	VI1930A1	ST. STEEL 5X20 CHIP SCREW	4.000	PZ	VI1996A0	M5x35 SCREW	3.000	PZ	VM1224A0		300.000	MM	VM2259B0	VM2259B0	1.000	PZ	VM2274A0	GROOVED BUSHING	1.000	PZ	VM2305A0	6 SERIES DOOR CAP FIXING PAWL	3.000	PZ	VP1080A0	UPPER HINGE CAP FOR LOWER INNER GLASS	1.000	PZ	VI1996A0	M5x35 SCREW	3.000	PZ	VM2259A1	6 SERIES DOOR LOWER LEFT CAP	1.000	PZ	VM2305A0	6 SERIES DOOR CAP FIXING PAWL	3.000	PZ
VM2305A0	6 SERIES DOOR CAP FIXING PAWL	3.000	PZ																																																										
VP1081A0	UPPER HINGE CAP FOR UPPER INNER GLASS	1.000	PZ																																																										
SC1015A0		1.000	PZ																																																										
VI1103A0	40X12 TBSP SCREW FOR PLASTIC	1.000	PZ																																																										
VI1930A1	ST. STEEL 5X20 CHIP SCREW	4.000	PZ																																																										
VI1996A0	M5x35 SCREW	3.000	PZ																																																										
VM1224A0		300.000	MM																																																										
VM2259B0	VM2259B0	1.000	PZ																																																										
VM2274A0	GROOVED BUSHING	1.000	PZ																																																										
VM2305A0	6 SERIES DOOR CAP FIXING PAWL	3.000	PZ																																																										
VP1080A0	UPPER HINGE CAP FOR LOWER INNER GLASS	1.000	PZ																																																										
VI1996A0	M5x35 SCREW	3.000	PZ																																																										
VM2259A1	6 SERIES DOOR LOWER LEFT CAP	1.000	PZ																																																										
VM2305A0	6 SERIES DOOR CAP FIXING PAWL	3.000	PZ																																																										
VM2285A	860 SERIES DRIP PROFILE		KVM2285A	860 SERIES DRIP PROFILE KIT	<table border="1"> <tr> <td>VM1794A0</td> <td>250x4.8 PA66 BLACK CLAMP</td> <td>2.000</td> <td>PZ</td> </tr> <tr> <td>VM2103A0</td> <td>CLAMP LOCK</td> <td>2.000</td> <td>PZ</td> </tr> <tr> <td>VM2285A0</td> <td>860 SERIES DRIP PROFILE</td> <td>1.000</td> <td>PZ</td> </tr> </table>	VM1794A0	250x4.8 PA66 BLACK CLAMP	2.000	PZ	VM2103A0	CLAMP LOCK	2.000	PZ	VM2285A0	860 SERIES DRIP PROFILE	1.000	PZ																																												
VM1794A0	250x4.8 PA66 BLACK CLAMP	2.000	PZ																																																										
VM2103A0	CLAMP LOCK	2.000	PZ																																																										
VM2285A0	860 SERIES DRIP PROFILE	1.000	PZ																																																										





VM2312A	6 S. DRIP PROFILE DRAIN LEFT PIPE		KVM2312A	M.M. DRIP TRAY LEFT DRAIN PIPE KI	<table border="1"> <tr> <td>SC1015A0</td> <td></td> <td>1.000</td> <td>PZ</td> </tr> <tr> <td>VI1220A1</td> <td>4,2x12 TCB SELF-TAPPIN G SCREW</td> <td>1.000</td> <td>PZ</td> </tr> <tr> <td>VM1224A0</td> <td></td> <td>150.000</td> <td>MM</td> </tr> <tr> <td>VM2312A0</td> <td>6 S. DRIP PROFILE DRAIN LEFT PIPE</td> <td>1.000</td> <td>PZ</td> </tr> </table>	SC1015A0		1.000	PZ	VI1220A1	4,2x12 TCB SELF-TAPPIN G SCREW	1.000	PZ	VM1224A0		150.000	MM	VM2312A0	6 S. DRIP PROFILE DRAIN LEFT PIPE	1.000	PZ								
SC1015A0		1.000	PZ																										
VI1220A1	4,2x12 TCB SELF-TAPPIN G SCREW	1.000	PZ																										
VM1224A0		150.000	MM																										
VM2312A0	6 S. DRIP PROFILE DRAIN LEFT PIPE	1.000	PZ																										
VM2314A	6 S. DRIP PROFILE CAP		KVM2314A	MIND.Maps DRIP TRAY CAP	<table border="1"> <tr> <td>SC1015A0</td> <td></td> <td>1.000</td> <td>PZ</td> </tr> <tr> <td>VM1224A0</td> <td></td> <td>200.000</td> <td>MM</td> </tr> <tr> <td>VM2314A0</td> <td>6 S. DRIP PROFILE CAP</td> <td>1.000</td> <td>PZ</td> </tr> </table>	SC1015A0		1.000	PZ	VM1224A0		200.000	MM	VM2314A0	6 S. DRIP PROFILE CAP	1.000	PZ												
SC1015A0		1.000	PZ																										
VM1224A0		200.000	MM																										
VM2314A0	6 S. DRIP PROFILE CAP	1.000	PZ																										
VM1631A	PLUS INNER GLASS PUSHING CAP		KVM2570C	XEVL INTERNAL GLASS CAP SUPPORT 4PCS KIT	<table border="1"> <tr> <td>VI1220A1</td> <td>4,2x12 TCB SELF-TAPPIN G SCREW</td> <td>4.000</td> <td>PZ</td> </tr> <tr> <td>VM1631A0</td> <td>PLUS INNER GLASS PUSHING CAP</td> <td>4.000</td> <td>PZ</td> </tr> <tr> <td>VM2570C0</td> <td>XEVL INTERNAL GLASS CAP SUPPORT</td> <td>4.000</td> <td>PZ</td> </tr> </table>	VI1220A1	4,2x12 TCB SELF-TAPPIN G SCREW	4.000	PZ	VM1631A0	PLUS INNER GLASS PUSHING CAP	4.000	PZ	VM2570C0	XEVL INTERNAL GLASS CAP SUPPORT	4.000	PZ												
VI1220A1	4,2x12 TCB SELF-TAPPIN G SCREW	4.000	PZ																										
VM1631A0	PLUS INNER GLASS PUSHING CAP	4.000	PZ																										
VM2570C0	XEVL INTERNAL GLASS CAP SUPPORT	4.000	PZ																										
			KVM2505B	CAP FOR INTERNAL DOUBLE GLASS 3PCS KIT	<table border="1"> <tr> <td>SC1015A0</td> <td></td> <td>1.000</td> <td>PZ</td> </tr> <tr> <td>VI1220A1</td> <td>4,2x12 TCB SELF-TAPPIN G SCREW</td> <td>3.000</td> <td>PZ</td> </tr> <tr> <td>VM1224A0</td> <td></td> <td>150.000</td> <td>MM</td> </tr> <tr> <td>VM1631A0</td> <td>PLUS INNER GLASS PUSHING CAP</td> <td>3.000</td> <td>PZ</td> </tr> <tr> <td>VM2505B0</td> <td>MM PLUS INTERNAL GLASS SUPPORT</td> <td>3.000</td> <td>PZ</td> </tr> <tr> <td>VM2505B1</td> <td>MM PLUS INTERNAL GLASS SUPPORT</td> <td>3.000</td> <td>PZ</td> </tr> </table>	SC1015A0		1.000	PZ	VI1220A1	4,2x12 TCB SELF-TAPPIN G SCREW	3.000	PZ	VM1224A0		150.000	MM	VM1631A0	PLUS INNER GLASS PUSHING CAP	3.000	PZ	VM2505B0	MM PLUS INTERNAL GLASS SUPPORT	3.000	PZ	VM2505B1	MM PLUS INTERNAL GLASS SUPPORT	3.000	PZ
SC1015A0		1.000	PZ																										
VI1220A1	4,2x12 TCB SELF-TAPPIN G SCREW	3.000	PZ																										
VM1224A0		150.000	MM																										
VM1631A0	PLUS INNER GLASS PUSHING CAP	3.000	PZ																										
VM2505B0	MM PLUS INTERNAL GLASS SUPPORT	3.000	PZ																										
VM2505B1	MM PLUS INTERNAL GLASS SUPPORT	3.000	PZ																										





VM1631A	PLUS INNER GLASS PUSHING CAP		KVM2505A	CAP FOR INTERNAL DOUBLE GLASS 3PCS KIT	<table border="1"> <tr> <td>VI1220A1</td> <td>4,2x12 TCB SELF-TAPPIN G SCREW</td> <td>3.000</td> <td>PZ</td> </tr> <tr> <td>VM1631A0</td> <td>PLUS INNER GLASS PUSHING CAP</td> <td>3.000</td> <td>PZ</td> </tr> <tr> <td>VM2505A0</td> <td>MM PLUS INTERNAL GLASS SUPPORT</td> <td>3.000</td> <td>PZ</td> </tr> </table>	VI1220A1	4,2x12 TCB SELF-TAPPIN G SCREW	3.000	PZ	VM1631A0	PLUS INNER GLASS PUSHING CAP	3.000	PZ	VM2505A0	MM PLUS INTERNAL GLASS SUPPORT	3.000	PZ												
			VI1220A1	4,2x12 TCB SELF-TAPPIN G SCREW	3.000	PZ																							
			VM1631A0	PLUS INNER GLASS PUSHING CAP	3.000	PZ																							
			VM2505A0	MM PLUS INTERNAL GLASS SUPPORT	3.000	PZ																							
			KVM2493A	SP 600X400 BOT LAT PANEL GASKET 2PC KIT	<table border="1"> <tr> <td>IC1308A0</td> <td></td> <td>1.000</td> <td>PZ</td> </tr> <tr> <td>SC1015A0</td> <td></td> <td>1.000</td> <td>PZ</td> </tr> <tr> <td>VM1631A0</td> <td>PLUS INNER GLASS PUSHING CAP</td> <td>4.000</td> <td>PZ</td> </tr> <tr> <td>VM1794A0</td> <td>250x4.8 PA66 BLACK CLAMP</td> <td>1.000</td> <td>PZ</td> </tr> <tr> <td>VM2103A0</td> <td>CLAMP LOCK</td> <td>1.000</td> <td>PZ</td> </tr> <tr> <td>VM2493A1</td> <td>EXT. LATERAL BACK GASKET SP800</td> <td>2.000</td> <td>PZ</td> </tr> </table>	IC1308A0		1.000	PZ	SC1015A0		1.000	PZ	VM1631A0	PLUS INNER GLASS PUSHING CAP	4.000	PZ	VM1794A0	250x4.8 PA66 BLACK CLAMP	1.000	PZ	VM2103A0	CLAMP LOCK	1.000	PZ	VM2493A1	EXT. LATERAL BACK GASKET SP800	2.000	PZ
			IC1308A0		1.000	PZ																							
			SC1015A0		1.000	PZ																							
			VM1631A0	PLUS INNER GLASS PUSHING CAP	4.000	PZ																							
			VM1794A0	250x4.8 PA66 BLACK CLAMP	1.000	PZ																							
			VM2103A0	CLAMP LOCK	1.000	PZ																							
VM2493A1	EXT. LATERAL BACK GASKET SP800	2.000	PZ																										
KVM2491A	SP 460X330 LAT BOTT PANEL GASKET 2PC KIT	<table border="1"> <tr> <td>VM1631A0</td> <td>PLUS INNER GLASS PUSHING CAP</td> <td>4.000</td> <td>PZ</td> </tr> <tr> <td>VM1794A0</td> <td>250x4.8 PA66 BLACK CLAMP</td> <td>1.000</td> <td>PZ</td> </tr> <tr> <td>VM2103A0</td> <td>CLAMP LOCK</td> <td>1.000</td> <td>PZ</td> </tr> <tr> <td>VM2491A1</td> <td>SP600 LATERAL BOTTOM PANEL GASKE</td> <td>2.000</td> <td>PZ</td> </tr> </table>	VM1631A0	PLUS INNER GLASS PUSHING CAP	4.000	PZ	VM1794A0	250x4.8 PA66 BLACK CLAMP	1.000	PZ	VM2103A0	CLAMP LOCK	1.000	PZ	VM2491A1	SP600 LATERAL BOTTOM PANEL GASKE	2.000	PZ											
VM1631A0	PLUS INNER GLASS PUSHING CAP	4.000	PZ																										
VM1794A0	250x4.8 PA66 BLACK CLAMP	1.000	PZ																										
VM2103A0	CLAMP LOCK	1.000	PZ																										
VM2491A1	SP600 LATERAL BOTTOM PANEL GASKE	2.000	PZ																										
KVM1631A	CAP FOR INTERNAL GLASS 10 PCS KIT	<table border="1"> <tr> <td>SC1015A0</td> <td></td> <td>1.000</td> <td>PZ</td> </tr> <tr> <td>VM1224A0</td> <td></td> <td>150.000</td> <td>MM</td> </tr> <tr> <td>VM1631A0</td> <td>PLUS INNER GLASS PUSHING CAP</td> <td>10.000</td> <td>PZ</td> </tr> </table>	SC1015A0		1.000	PZ	VM1224A0		150.000	MM	VM1631A0	PLUS INNER GLASS PUSHING CAP	10.000	PZ															
SC1015A0		1.000	PZ																										
VM1224A0		150.000	MM																										
VM1631A0	PLUS INNER GLASS PUSHING CAP	10.000	PZ																										
KVM1309A	BIG-L DOOR PUSHING BRACKET WITH HOLE KIT	<table border="1"> <tr> <td>VI1220A1</td> <td>4,2x12 TCB SELF-TAPPIN G SCREW</td> <td>1.000</td> <td>PZ</td> </tr> <tr> <td>VM1309A0</td> <td>BIG DOOR PUSHING BRACKET WITH RING</td> <td>1.000</td> <td>PZ</td> </tr> <tr> <td>VM1631A0</td> <td>PLUS INNER GLASS PUSHING CAP</td> <td>1.000</td> <td>PZ</td> </tr> </table>	VI1220A1	4,2x12 TCB SELF-TAPPIN G SCREW	1.000	PZ	VM1309A0	BIG DOOR PUSHING BRACKET WITH RING	1.000	PZ	VM1631A0	PLUS INNER GLASS PUSHING CAP	1.000	PZ															
VI1220A1	4,2x12 TCB SELF-TAPPIN G SCREW	1.000	PZ																										
VM1309A0	BIG DOOR PUSHING BRACKET WITH RING	1.000	PZ																										
VM1631A0	PLUS INNER GLASS PUSHING CAP	1.000	PZ																										

VM2505A	MM PLUS INTERNAL GLASS SUPPORT		KVM2505A	CAP FOR INTERNAL DOUBLE GLASS 3PCS KIT	<table border="1"> <tr> <td>VI1220A1</td> <td>4,2x12 TCB SELF-TAPPIN G SCREW</td> <td>3.000</td> <td>PZ</td> </tr> <tr> <td>VM1631A0</td> <td>PLUS INNER GLASS PUSHING CAP</td> <td>3.000</td> <td>PZ</td> </tr> <tr> <td>VM2505A0</td> <td>MM PLUS INTERNAL GLASS SUPPORT</td> <td>3.000</td> <td>PZ</td> </tr> </table>	VI1220A1	4,2x12 TCB SELF-TAPPIN G SCREW	3.000	PZ	VM1631A0	PLUS INNER GLASS PUSHING CAP	3.000	PZ	VM2505A0	MM PLUS INTERNAL GLASS SUPPORT	3.000	PZ								
VI1220A1	4,2x12 TCB SELF-TAPPIN G SCREW	3.000	PZ																						
VM1631A0	PLUS INNER GLASS PUSHING CAP	3.000	PZ																						
VM2505A0	MM PLUS INTERNAL GLASS SUPPORT	3.000	PZ																						
VM2518A	BOARD COOLING FAN SUPPORT		KVM2518A	PANEL COOLING FAN SUPPORT KIT	<table border="1"> <tr> <td>VM1224A0</td> <td></td> <td>150.000</td> <td>MM</td> </tr> <tr> <td>VM2518A0</td> <td>BOARD COOLING FAN SUPPORT</td> <td>1.000</td> <td>PC</td> </tr> </table>	VM1224A0		150.000	MM	VM2518A0	BOARD COOLING FAN SUPPORT	1.000	PC												
VM1224A0		150.000	MM																						
VM2518A0	BOARD COOLING FAN SUPPORT	1.000	PC																						
VN1179A	CONTROL BOARD 40x40x20mm 12V COOLING FAN		KVN1179A	CONTROL BOARD COOLING FAN KIT	<table border="1"> <tr> <td>VM1224A0</td> <td></td> <td>150.000</td> <td>MM</td> </tr> <tr> <td>VN1179A1</td> <td>CONTROL BOARD 40x40x20mm 12V COOLING FAN</td> <td>1.000</td> <td>PC</td> </tr> </table>	VM1224A0		150.000	MM	VN1179A1	CONTROL BOARD 40x40x20mm 12V COOLING FAN	1.000	PC												
VM1224A0		150.000	MM																						
VN1179A1	CONTROL BOARD 40x40x20mm 12V COOLING FAN	1.000	PC																						
CR1105A	HINGES INTERNAL GLASS DOUBLE		KCR1105A	MIND.Maps PLUS INTERNAL GLASS HINGES KIT	<table border="1"> <tr> <td>CR1105A0</td> <td>HINGES INTERNAL GLASS DOUBL</td> <td>1.000</td> <td>PZ</td> </tr> <tr> <td>CR1106A0</td> <td>HINGES INTERNAL GLASS DOUBL</td> <td>1.000</td> <td>PZ</td> </tr> <tr> <td>SC1015A0</td> <td></td> <td>1.000</td> <td>PZ</td> </tr> <tr> <td>VI1220A1</td> <td>4,2x12 TCB SELF-TAPPIN G SCREW</td> <td>4.000</td> <td>PZ</td> </tr> <tr> <td>VM1224A0</td> <td></td> <td>150.000</td> <td>MM</td> </tr> </table>	CR1105A0	HINGES INTERNAL GLASS DOUBL	1.000	PZ	CR1106A0	HINGES INTERNAL GLASS DOUBL	1.000	PZ	SC1015A0		1.000	PZ	VI1220A1	4,2x12 TCB SELF-TAPPIN G SCREW	4.000	PZ	VM1224A0		150.000	MM
CR1105A0	HINGES INTERNAL GLASS DOUBL	1.000	PZ																						
CR1106A0	HINGES INTERNAL GLASS DOUBL	1.000	PZ																						
SC1015A0		1.000	PZ																						
VI1220A1	4,2x12 TCB SELF-TAPPIN G SCREW	4.000	PZ																						
VM1224A0		150.000	MM																						
CR1106A	HINGES INTERNAL GLASS DOUBLE		KCR1105A	MIND.Maps PLUS INTERNAL GLASS HINGES KIT	<table border="1"> <tr> <td>CR1105A0</td> <td>HINGES INTERNAL GLASS DOUBL</td> <td>1.000</td> <td>PZ</td> </tr> <tr> <td>CR1106A0</td> <td>HINGES INTERNAL GLASS DOUBL</td> <td>1.000</td> <td>PZ</td> </tr> <tr> <td>SC1015A0</td> <td></td> <td>1.000</td> <td>PZ</td> </tr> </table>	CR1105A0	HINGES INTERNAL GLASS DOUBL	1.000	PZ	CR1106A0	HINGES INTERNAL GLASS DOUBL	1.000	PZ	SC1015A0		1.000	PZ								
CR1105A0	HINGES INTERNAL GLASS DOUBL	1.000	PZ																						
CR1106A0	HINGES INTERNAL GLASS DOUBL	1.000	PZ																						
SC1015A0		1.000	PZ																						



CR1106A	HINGES INTERNAL GLASS DOUBLE		KCR1105A	MIND.Maps PLUS INTERNAL GLASS HINGES KIT	<table border="1"> <tr> <td>VI1220A1</td> <td>4,2x12 TCB SELF-TAPPIN G SCREW</td> <td>4.000</td> <td>PZ</td> </tr> <tr> <td>VM1224A0</td> <td></td> <td>150.000</td> <td>MM</td> </tr> </table>	VI1220A1	4,2x12 TCB SELF-TAPPIN G SCREW	4.000	PZ	VM1224A0		150.000	MM								
VI1220A1	4,2x12 TCB SELF-TAPPIN G SCREW	4.000	PZ																		
VM1224A0		150.000	MM																		
CE1052A	CABLE CONNECTION CONTROL - USB MM 750mm		KCE1052A	CONTROL BOARD-USB 650 CONN. CABLE KIT	<table border="1"> <tr> <td>CE1052A1</td> <td>CABLE CONNECTION CONTROL - USB MM 750m</td> <td>1.000</td> <td>PC</td> </tr> <tr> <td>VM1224A0</td> <td></td> <td>250.000</td> <td>MM</td> </tr> </table>	CE1052A1	CABLE CONNECTION CONTROL - USB MM 750m	1.000	PC	VM1224A0		250.000	MM								
CE1052A1	CABLE CONNECTION CONTROL - USB MM 750m	1.000	PC																		
VM1224A0		250.000	MM																		
CE1053B	MM MICROFIT LED BAR POWER SUPPLY CABLE		KLP0055A	HOT VACUUM RGB LED BAR KIT	<table border="1"> <tr> <td>CE1053B0</td> <td>MM MICROFIT LED BAR POWER SUPPLY CABL</td> <td>1.000</td> <td>PZ</td> </tr> <tr> <td>LP1055A0</td> <td>SPEED PRO RGB LED BAR</td> <td>1.000</td> <td>PZ</td> </tr> <tr> <td>VP1196A0</td> <td></td> <td>1.000</td> <td>PZ</td> </tr> </table>	CE1053B0	MM MICROFIT LED BAR POWER SUPPLY CABL	1.000	PZ	LP1055A0	SPEED PRO RGB LED BAR	1.000	PZ	VP1196A0		1.000	PZ				
CE1053B0	MM MICROFIT LED BAR POWER SUPPLY CABL	1.000	PZ																		
LP1055A0	SPEED PRO RGB LED BAR	1.000	PZ																		
VP1196A0		1.000	PZ																		
			KCE1053B	LED BAR EXTENSION CABLE KIT	<table border="1"> <tr> <td>CE1053B0</td> <td>MM MICROFIT LED BAR POWER SUPPLY CABL</td> <td>1.000</td> <td>PC</td> </tr> <tr> <td>IC1298A0</td> <td></td> <td>1.000</td> <td>PC</td> </tr> </table>	CE1053B0	MM MICROFIT LED BAR POWER SUPPLY CABL	1.000	PC	IC1298A0		1.000	PC								
CE1053B0	MM MICROFIT LED BAR POWER SUPPLY CABL	1.000	PC																		
IC1298A0		1.000	PC																		
LP1019A	6 SERIES L200 LED LIGHT BAR - E415		KLP1019A	L200 E415 LED LIGHT BAR KIT	<table border="1"> <tr> <td>IC1308A0</td> <td></td> <td>1.000</td> <td>PZ</td> </tr> <tr> <td>LP1019A0</td> <td>6 SERIES L200 LED LIGHT BAR - E415</td> <td>1.000</td> <td>PZ</td> </tr> <tr> <td>VM1794A0</td> <td>250x4.8 PA66 BLACK CLAMP</td> <td>2.000</td> <td>PZ</td> </tr> <tr> <td>VM2103A0</td> <td>CLAMP LOCK</td> <td>2.000</td> <td>PZ</td> </tr> </table>	IC1308A0		1.000	PZ	LP1019A0	6 SERIES L200 LED LIGHT BAR - E415	1.000	PZ	VM1794A0	250x4.8 PA66 BLACK CLAMP	2.000	PZ	VM2103A0	CLAMP LOCK	2.000	PZ
IC1308A0		1.000	PZ																		
LP1019A0	6 SERIES L200 LED LIGHT BAR - E415	1.000	PZ																		
VM1794A0	250x4.8 PA66 BLACK CLAMP	2.000	PZ																		
VM2103A0	CLAMP LOCK	2.000	PZ																		


LP1025A	L=415 LED LIGHT BAR COVER		KLP1025A	L415 MM NO LED LIGHT HOLDER KIT	<table border="1"> <tr> <td>IC1321A0</td> <td></td> <td>1.000</td> <td>PC</td> </tr> <tr> <td>LP1025A0</td> <td>L=415 LED LIGHT BAR COVER</td> <td>1.000</td> <td>PC</td> </tr> </table>	IC1321A0		1.000	PC	LP1025A0	L=415 LED LIGHT BAR COVER	1.000	PC																
IC1321A0		1.000	PC																										
LP1025A0	L=415 LED LIGHT BAR COVER	1.000	PC																										
MG1083A	MIND.MAPS DOOR COMPLETE HANDLE		KMG1083A	MIND.Maps SERIES HANDLE KIT	<table border="1"> <tr> <td>IC1304A0</td> <td></td> <td>1.000</td> <td>PC</td> </tr> <tr> <td>MG1083A2</td> <td>MM COMPLETE HANDLE</td> <td>1.000</td> <td>PC</td> </tr> <tr> <td>MOV0006A0</td> <td></td> <td>0.100</td> <td>PC</td> </tr> <tr> <td>SC1010A0</td> <td>UNOX ENVELOPE FOR TECHN. DOCUMENTATION</td> <td>1.000</td> <td>PC</td> </tr> <tr> <td>VI0239A1</td> <td>SELF-TAPPING SCREW 4.2X25 TCB+ INOX</td> <td>4.000</td> <td>PC</td> </tr> <tr> <td>VM1490A0</td> <td>CHEFTOP/BAKERTOP HANDLE SCREWS COVER</td> <td>2.000</td> <td>PC</td> </tr> </table>	IC1304A0		1.000	PC	MG1083A2	MM COMPLETE HANDLE	1.000	PC	MOV0006A0		0.100	PC	SC1010A0	UNOX ENVELOPE FOR TECHN. DOCUMENTATION	1.000	PC	VI0239A1	SELF-TAPPING SCREW 4.2X25 TCB+ INOX	4.000	PC	VM1490A0	CHEFTOP/BAKERTOP HANDLE SCREWS COVER	2.000	PC
IC1304A0		1.000	PC																										
MG1083A2	MM COMPLETE HANDLE	1.000	PC																										
MOV0006A0		0.100	PC																										
SC1010A0	UNOX ENVELOPE FOR TECHN. DOCUMENTATION	1.000	PC																										
VI0239A1	SELF-TAPPING SCREW 4.2X25 TCB+ INOX	4.000	PC																										
VM1490A0	CHEFTOP/BAKERTOP HANDLE SCREWS COVER	2.000	PC																										
PE2044A	MM PLUS VERSION CONTROL BOARD		PE2044A4	MM PLUS VERSION CONTROL BOARD																									
PE2046A	MM POWER SWITCH AND USB BOARD		PE2046A2	MM POWER SWITCH AND USB BOARD																									

VI1034A	STAINLESS STEEL WASHER 8.4x16x1		KVT1303B	XECC-0513 2 GLASSES INTERNAL DOOR KIT	<table border="1"> <tr> <td>JEM0452B0</td> <td></td> <td>1.000</td> <td>PZ</td> </tr> <tr> <td>VI1034A0</td> <td>STAINLESS STEEL WASHER 8.4x16x1</td> <td>1.000</td> <td>PZ</td> </tr> </table>	JEM0452B0		1.000	PZ	VI1034A0	STAINLESS STEEL WASHER 8.4x16x1	1.000	PZ				
JEM0452B0		1.000	PZ														
VI1034A0	STAINLESS STEEL WASHER 8.4x16x1	1.000	PZ														
			KVI1034A	STAINLESS STEEL WASHER 10 PCS KIT	<table border="1"> <tr> <td>VI1034A0</td> <td>STAINLESS STEEL WASHER 8.4x16x1</td> <td>10.000</td> <td>PZ</td> </tr> <tr> <td>VM1224A0</td> <td></td> <td>0.150</td> <td>M</td> </tr> </table>	VI1034A0	STAINLESS STEEL WASHER 8.4x16x1	10.000	PZ	VM1224A0		0.150	M				
VI1034A0	STAINLESS STEEL WASHER 8.4x16x1	10.000	PZ														
VM1224A0		0.150	M														
VT1290A	EXTERNAL GLASS XEBC-04EU-E		KVT1290A	04EU EXTERNAL GLASS KIT	<table border="1"> <tr> <td>0B1166A1</td> <td>XEVC-0511-E EXT GLASS SUPPORT PROFILE</td> <td>2.000</td> <td>PZ</td> </tr> <tr> <td>SL1155A1</td> <td>LOCTITE BICOMPONEN T SILICON</td> <td>150.000</td> <td>ML</td> </tr> <tr> <td>VT1290A0</td> <td>EXTERNAL GLASS XEBC-04EU-E</td> <td>1.000</td> <td>PZ</td> </tr> </table>	0B1166A1	XEVC-0511-E EXT GLASS SUPPORT PROFILE	2.000	PZ	SL1155A1	LOCTITE BICOMPONEN T SILICON	150.000	ML	VT1290A0	EXTERNAL GLASS XEBC-04EU-E	1.000	PZ
0B1166A1	XEVC-0511-E EXT GLASS SUPPORT PROFILE	2.000	PZ														
SL1155A1	LOCTITE BICOMPONEN T SILICON	150.000	ML														
VT1290A0	EXTERNAL GLASS XEBC-04EU-E	1.000	PZ														

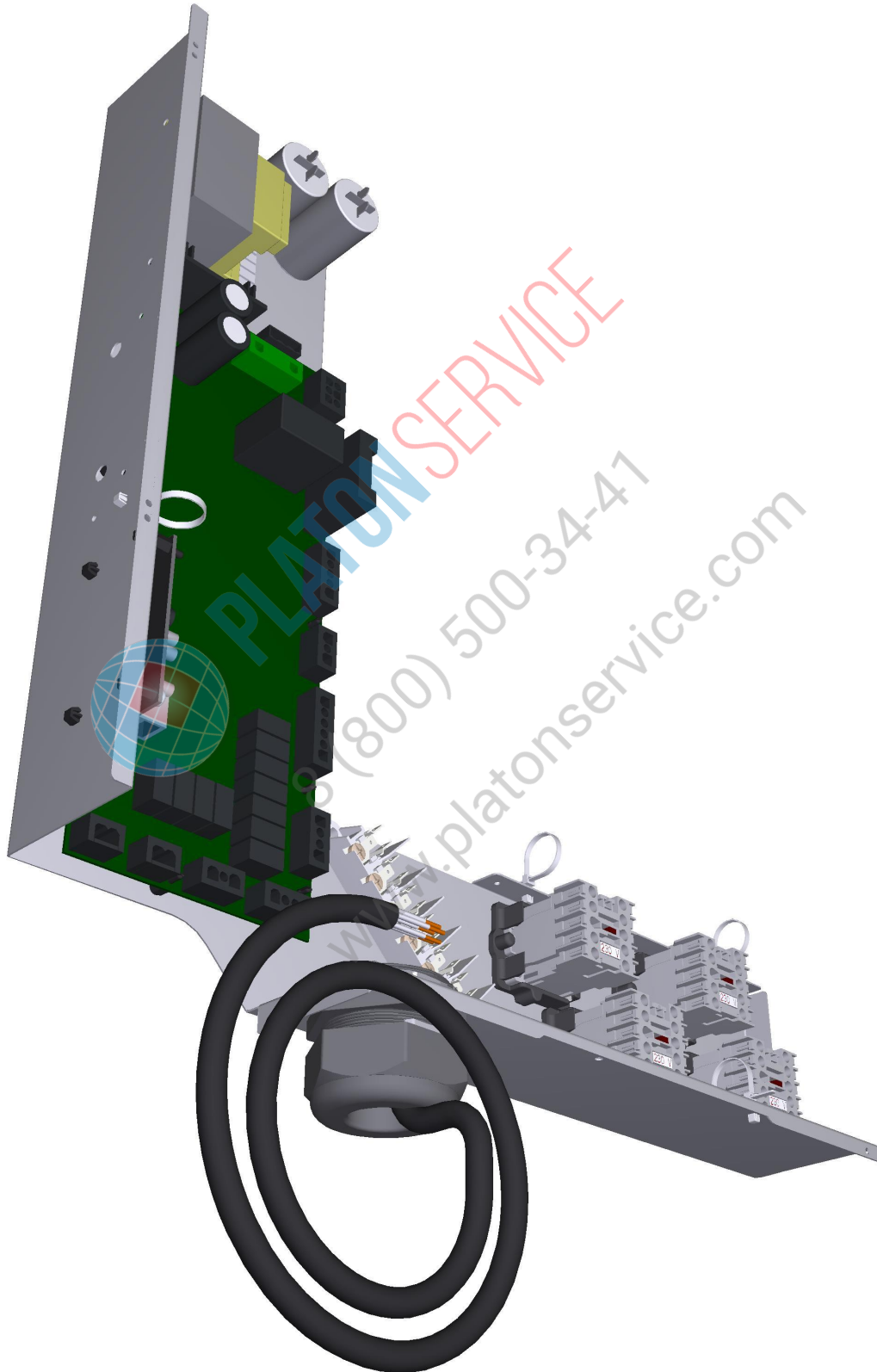







PLATON SERVICE  
8 (800) 500-34-47  
www.platonservice.com

## ASM3334A/0.D01 - Electrical system




### ASM3334A/0.D01 - Electrical system



0H7293A	GROUND CONNECTOR FIXING PLATE		0H7293A0	GROUND CONNECTOR FIXING PLATE																					
0H7491A	XEBC-04 MM COMPONENTS HOLDING PLATE		0H7491A0	XEBC-04 MM COMPONENTS HOLDING PLATE																					
VE1115A	20 A 230V 4 POLES MINICONTACTOR		KVE1115A	20A 230V 4 POLES MINICONTACTOR KI	<table border="1"> <tr> <td>NA1100A0</td> <td></td> <td>1.000</td> <td>PC</td> </tr> <tr> <td>SC1015A0</td> <td></td> <td>1.000</td> <td>PC</td> </tr> <tr> <td>VE1115A0</td> <td>20 A 230V 4 POLES MINICONTACTOR</td> <td>1.000</td> <td>PC</td> </tr> <tr> <td>VM1075A1</td> <td>PLASTIC CLIP TO FIX CONTACTORS</td> <td>4.000</td> <td>PC</td> </tr> <tr> <td>VM1224A0</td> <td></td> <td>200.000</td> <td>MM</td> </tr> </table>	NA1100A0		1.000	PC	SC1015A0		1.000	PC	VE1115A0	20 A 230V 4 POLES MINICONTACTOR	1.000	PC	VM1075A1	PLASTIC CLIP TO FIX CONTACTORS	4.000	PC	VM1224A0		200.000	MM
NA1100A0		1.000	PC																						
SC1015A0		1.000	PC																						
VE1115A0	20 A 230V 4 POLES MINICONTACTOR	1.000	PC																						
VM1075A1	PLASTIC CLIP TO FIX CONTACTORS	4.000	PC																						
VM1224A0		200.000	MM																						
VM1056A	SMALL CONTACTOR BRACKET VE1115A		VM1056A0	SMALL CONTACTOR BRACKET VE1115A																					
VE1644A	PG 29 STRAIN RELIEF NUT		KVE1645A	REDUCED PG 29 STRAIN RELIEF + NUT KIT	<table border="1"> <tr> <td>VE1644A0</td> <td>PG 29 STRAIN RELIEF NUT</td> <td>1.000</td> <td>PZ</td> </tr> <tr> <td>VE1645A1</td> <td>REDUCED PG 29 STRAIN RELIEF</td> <td>1.000</td> <td>PZ</td> </tr> <tr> <td>VM1224A0</td> <td></td> <td>150.000</td> <td>MM</td> </tr> </table>	VE1644A0	PG 29 STRAIN RELIEF NUT	1.000	PZ	VE1645A1	REDUCED PG 29 STRAIN RELIEF	1.000	PZ	VM1224A0		150.000	MM								
VE1644A0	PG 29 STRAIN RELIEF NUT	1.000	PZ																						
VE1645A1	REDUCED PG 29 STRAIN RELIEF	1.000	PZ																						
VM1224A0		150.000	MM																						

VE1645A	REDUCED PG 29 STRAIN RELIEF		KVE1645A	REDUCED PG 29 STRAIN RELIEF + NUT KIT	<table border="1"> <tr> <td>VE1644A0</td> <td>PG 29 STRAIN RELIEF NUT</td> <td>1.000</td> <td>PZ</td> </tr> <tr> <td>VE1645A1</td> <td>REDUCED PG 29 STRAIN RELIEF</td> <td>1.000</td> <td>PZ</td> </tr> <tr> <td>VM1224A0</td> <td></td> <td>150.000</td> <td>MM</td> </tr> </table>	VE1644A0	PG 29 STRAIN RELIEF NUT	1.000	PZ	VE1645A1	REDUCED PG 29 STRAIN RELIEF	1.000	PZ	VM1224A0		150.000	MM																
VE1644A0	PG 29 STRAIN RELIEF NUT	1.000	PZ																														
VE1645A1	REDUCED PG 29 STRAIN RELIEF	1.000	PZ																														
VM1224A0		150.000	MM																														
PE2052A	MM LAN CONNECTION BRIDGE		XEC001	UNOX.Link ETHERNET CONNECTION ONE/PLUS	<table border="1"> <tr> <td>0H7386B0</td> <td>SOUS VIDE PROBE BOARD SUPPORT</td> <td>1.000</td> <td>PZ</td> </tr> <tr> <td>0H7451A0</td> <td>LAN SUPPORT PLATE</td> <td>1.000</td> <td>PZ</td> </tr> <tr> <td>CE1065A0</td> <td>4x0.5 MICROFIT WIRE 4P-500mm-MIC ROFIT4P</td> <td>1.000</td> <td>PZ</td> </tr> <tr> <td>PE2052A0</td> <td>MM LAN CONNECTION BRIDGE</td> <td>1.000</td> <td>PZ</td> </tr> <tr> <td>VI1220A1</td> <td>4,2x12 TCB SELF-TAPPIN G SCREW</td> <td>2.000</td> <td>PZ</td> </tr> <tr> <td>VI1850A0</td> <td>M4x6 NICKEL PLATED FIXING SCREW</td> <td>6.000</td> <td>PZ</td> </tr> <tr> <td>VM1745A0</td> <td>CARD SUPPORT</td> <td>4.000</td> <td>PZ</td> </tr> </table>	0H7386B0	SOUS VIDE PROBE BOARD SUPPORT	1.000	PZ	0H7451A0	LAN SUPPORT PLATE	1.000	PZ	CE1065A0	4x0.5 MICROFIT WIRE 4P-500mm-MIC ROFIT4P	1.000	PZ	PE2052A0	MM LAN CONNECTION BRIDGE	1.000	PZ	VI1220A1	4,2x12 TCB SELF-TAPPIN G SCREW	2.000	PZ	VI1850A0	M4x6 NICKEL PLATED FIXING SCREW	6.000	PZ	VM1745A0	CARD SUPPORT	4.000	PZ
0H7386B0	SOUS VIDE PROBE BOARD SUPPORT	1.000	PZ																														
0H7451A0	LAN SUPPORT PLATE	1.000	PZ																														
CE1065A0	4x0.5 MICROFIT WIRE 4P-500mm-MIC ROFIT4P	1.000	PZ																														
PE2052A0	MM LAN CONNECTION BRIDGE	1.000	PZ																														
VI1220A1	4,2x12 TCB SELF-TAPPIN G SCREW	2.000	PZ																														
VI1850A0	M4x6 NICKEL PLATED FIXING SCREW	6.000	PZ																														
VM1745A0	CARD SUPPORT	4.000	PZ																														
VM1746A	H10 M4 JOINT BOARD FASTENING CLIP		KVM1746A	BOARD FIXING CLIP JOINT-M4 KIT	<table border="1"> <tr> <td>VM1746A0</td> <td>H10 M4 JOINT BOARD FASTENING CLIP</td> <td>10.000</td> <td>PZ</td> </tr> </table>	VM1746A0	H10 M4 JOINT BOARD FASTENING CLIP	10.000	PZ																								
VM1746A0	H10 M4 JOINT BOARD FASTENING CLIP	10.000	PZ																														
			KPE2149A	CANBUS BOARD FOR PROVER WITH BOILER KIT	<table border="1"> <tr> <td>PE2149A0</td> <td>CANBUS PROVER BOARD WITH BOILER</td> <td>1.000</td> <td>PZ</td> </tr> <tr> <td>VI1850A0</td> <td>M4x6 NICKEL PLATED FIXING SCREW</td> <td>2.000</td> <td>PZ</td> </tr> <tr> <td>VM1746A0</td> <td>H10 M4 JOINT BOARD FASTENING CLIP</td> <td>2.000</td> <td>PZ</td> </tr> <tr> <td>VM1747A0</td> <td>JOINT-PIN H10 BOARD FASTENING CLIP</td> <td>2.000</td> <td>PZ</td> </tr> </table>	PE2149A0	CANBUS PROVER BOARD WITH BOILER	1.000	PZ	VI1850A0	M4x6 NICKEL PLATED FIXING SCREW	2.000	PZ	VM1746A0	H10 M4 JOINT BOARD FASTENING CLIP	2.000	PZ	VM1747A0	JOINT-PIN H10 BOARD FASTENING CLIP	2.000	PZ												
PE2149A0	CANBUS PROVER BOARD WITH BOILER	1.000	PZ																														
VI1850A0	M4x6 NICKEL PLATED FIXING SCREW	2.000	PZ																														
VM1746A0	H10 M4 JOINT BOARD FASTENING CLIP	2.000	PZ																														
VM1747A0	JOINT-PIN H10 BOARD FASTENING CLIP	2.000	PZ																														




VM1746A	H10 M4 JOINT BOARD FASTENING CLIP		KPE2117A	ELECTRIC LOCKING SYSTEM BOARD KIT 230V	<table border="1"> <tr> <td>PE2117A0</td> <td>BLSP ELECTROMECHANICAL LOCK BOARD</td> <td>1.000</td> <td>PZ</td> </tr> <tr> <td>V11850A0</td> <td>M4x6 NICKEL PLATED FIXING SCREW</td> <td>2.000</td> <td>PZ</td> </tr> <tr> <td>VM1746A0</td> <td>H10 M4 JOINT BOARD FASTENING CLIP</td> <td>2.000</td> <td>PZ</td> </tr> <tr> <td>VM1747A0</td> <td>JOINT-PIN H10 POWER BOARD FASTENING CLIP</td> <td>2.000</td> <td>PZ</td> </tr> </table>	PE2117A0	BLSP ELECTROMECHANICAL LOCK BOARD	1.000	PZ	V11850A0	M4x6 NICKEL PLATED FIXING SCREW	2.000	PZ	VM1746A0	H10 M4 JOINT BOARD FASTENING CLIP	2.000	PZ	VM1747A0	JOINT-PIN H10 POWER BOARD FASTENING CLIP	2.000	PZ
PE2117A0	BLSP ELECTROMECHANICAL LOCK BOARD	1.000	PZ																		
V11850A0	M4x6 NICKEL PLATED FIXING SCREW	2.000	PZ																		
VM1746A0	H10 M4 JOINT BOARD FASTENING CLIP	2.000	PZ																		
VM1747A0	JOINT-PIN H10 POWER BOARD FASTENING CLIP	2.000	PZ																		
			KPE2115A	BLSP HOOD AND PROVER POWER BOARD KIT	<table border="1"> <tr> <td>PE2115A0</td> <td>BLSP HOOD AND PROVER POWER BOARD</td> <td>1.000</td> <td>PZ</td> </tr> <tr> <td>V11850A0</td> <td>M4x6 NICKEL PLATED FIXING SCREW</td> <td>2.000</td> <td>PZ</td> </tr> <tr> <td>VM1746A0</td> <td>H10 M4 JOINT BOARD FASTENING CLIP</td> <td>2.000</td> <td>PZ</td> </tr> <tr> <td>VM1747A0</td> <td>JOINT-PIN H10 POWER BOARD FASTENING CLIP</td> <td>2.000</td> <td>PZ</td> </tr> </table>	PE2115A0	BLSP HOOD AND PROVER POWER BOARD	1.000	PZ	V11850A0	M4x6 NICKEL PLATED FIXING SCREW	2.000	PZ	VM1746A0	H10 M4 JOINT BOARD FASTENING CLIP	2.000	PZ	VM1747A0	JOINT-PIN H10 POWER BOARD FASTENING CLIP	2.000	PZ
PE2115A0	BLSP HOOD AND PROVER POWER BOARD	1.000	PZ																		
V11850A0	M4x6 NICKEL PLATED FIXING SCREW	2.000	PZ																		
VM1746A0	H10 M4 JOINT BOARD FASTENING CLIP	2.000	PZ																		
VM1747A0	JOINT-PIN H10 POWER BOARD FASTENING CLIP	2.000	PZ																		
			KPE1075A		<table border="1"> <tr> <td>PE1075A0</td> <td></td> <td>1.000</td> <td>PZ</td> </tr> <tr> <td>V11850A0</td> <td>M4x6 NICKEL PLATED FIXING SCREW</td> <td>4.000</td> <td>PZ</td> </tr> <tr> <td>VM1746A0</td> <td>H10 M4 JOINT BOARD FASTENING CLIP</td> <td>2.000</td> <td>PZ</td> </tr> <tr> <td>VM1747A0</td> <td>JOINT-PIN H10 POWER BOARD FASTENING CLIP</td> <td>4.000</td> <td>PZ</td> </tr> </table>	PE1075A0		1.000	PZ	V11850A0	M4x6 NICKEL PLATED FIXING SCREW	4.000	PZ	VM1746A0	H10 M4 JOINT BOARD FASTENING CLIP	2.000	PZ	VM1747A0	JOINT-PIN H10 POWER BOARD FASTENING CLIP	4.000	PZ
PE1075A0		1.000	PZ																		
V11850A0	M4x6 NICKEL PLATED FIXING SCREW	4.000	PZ																		
VM1746A0	H10 M4 JOINT BOARD FASTENING CLIP	2.000	PZ																		
VM1747A0	JOINT-PIN H10 POWER BOARD FASTENING CLIP	4.000	PZ																		




PLATON SERVICE  
8 (800) 500-34-47  
www.platonservice.com







VM1747A	JOINT-PIN H10 POWER BOARD FASTENING CLIP		KVM1747A	BOARD FIXING CLIP JOINT-PIN KIT	<table border="1"> <tr> <td>VM1747A0</td> <td>JOINT-PIN H10 POWER BOARD FASTENING CLIP</td> <td>10.000</td> <td>PZ</td> </tr> </table>	VM1747A0	JOINT-PIN H10 POWER BOARD FASTENING CLIP	10.000	PZ
VM1747A0	JOINT-PIN H10 POWER BOARD FASTENING CLIP	10.000	PZ						
			KPE2149A	CANBUS BOARD FOR PROVER WITH BOILER KIT	<table border="1"> <tr> <td>PE2149A0</td> <td>CANBUS PROVER BOARD WITH BOILER</td> <td>1.000</td> <td>PZ</td> </tr> </table>	PE2149A0	CANBUS PROVER BOARD WITH BOILER	1.000	PZ
PE2149A0	CANBUS PROVER BOARD WITH BOILER	1.000	PZ						
					<table border="1"> <tr> <td>V11850A0</td> <td>M4x6 NICKEL PLATED FIXING SCRE</td> <td>2.000</td> <td>PZ</td> </tr> </table>	V11850A0	M4x6 NICKEL PLATED FIXING SCRE	2.000	PZ
V11850A0	M4x6 NICKEL PLATED FIXING SCRE	2.000	PZ						
					<table border="1"> <tr> <td>VM1746A0</td> <td>H10 M4 JOINT BOARD FASTENING CLIP</td> <td>2.000</td> <td>PZ</td> </tr> </table>	VM1746A0	H10 M4 JOINT BOARD FASTENING CLIP	2.000	PZ
VM1746A0	H10 M4 JOINT BOARD FASTENING CLIP	2.000	PZ						
					<table border="1"> <tr> <td>VM1747A0</td> <td>JOINT-PIN H10 POWER BOARD FASTENING CLIP</td> <td>2.000</td> <td>PZ</td> </tr> </table>	VM1747A0	JOINT-PIN H10 POWER BOARD FASTENING CLIP	2.000	PZ
VM1747A0	JOINT-PIN H10 POWER BOARD FASTENING CLIP	2.000	PZ						
			KPE2117A	ELECTRIC LOCKING SYSTEM BOARD KIT 230V	<table border="1"> <tr> <td>PE2117A0</td> <td>BLSP ELECTROMECHANICAL LOCK BOARD</td> <td>1.000</td> <td>PZ</td> </tr> </table>	PE2117A0	BLSP ELECTROMECHANICAL LOCK BOARD	1.000	PZ
PE2117A0	BLSP ELECTROMECHANICAL LOCK BOARD	1.000	PZ						
					<table border="1"> <tr> <td>V11850A0</td> <td>M4x6 NICKEL PLATED FIXING SCRE</td> <td>2.000</td> <td>PZ</td> </tr> </table>	V11850A0	M4x6 NICKEL PLATED FIXING SCRE	2.000	PZ
V11850A0	M4x6 NICKEL PLATED FIXING SCRE	2.000	PZ						
					<table border="1"> <tr> <td>VM1746A0</td> <td>H10 M4 JOINT BOARD FASTENING CLIP</td> <td>2.000</td> <td>PZ</td> </tr> </table>	VM1746A0	H10 M4 JOINT BOARD FASTENING CLIP	2.000	PZ
VM1746A0	H10 M4 JOINT BOARD FASTENING CLIP	2.000	PZ						
					<table border="1"> <tr> <td>VM1747A0</td> <td>JOINT-PIN H10 POWER BOARD FASTENING CLIP</td> <td>2.000</td> <td>PZ</td> </tr> </table>	VM1747A0	JOINT-PIN H10 POWER BOARD FASTENING CLIP	2.000	PZ
VM1747A0	JOINT-PIN H10 POWER BOARD FASTENING CLIP	2.000	PZ						
			KPE2115A	BLSP HOOD AND PROVER POWER BOARD KIT	<table border="1"> <tr> <td>PE2115A0</td> <td>BLSP HOOD AND PROVER POWER BOARD</td> <td>1.000</td> <td>PZ</td> </tr> </table>	PE2115A0	BLSP HOOD AND PROVER POWER BOARD	1.000	PZ
PE2115A0	BLSP HOOD AND PROVER POWER BOARD	1.000	PZ						
					<table border="1"> <tr> <td>V11850A0</td> <td>M4x6 NICKEL PLATED FIXING SCRE</td> <td>2.000</td> <td>PZ</td> </tr> </table>	V11850A0	M4x6 NICKEL PLATED FIXING SCRE	2.000	PZ
V11850A0	M4x6 NICKEL PLATED FIXING SCRE	2.000	PZ						
					<table border="1"> <tr> <td>VM1746A0</td> <td>H10 M4 JOINT BOARD FASTENING CLIP</td> <td>2.000</td> <td>PZ</td> </tr> </table>	VM1746A0	H10 M4 JOINT BOARD FASTENING CLIP	2.000	PZ
VM1746A0	H10 M4 JOINT BOARD FASTENING CLIP	2.000	PZ						
					<table border="1"> <tr> <td>VM1747A0</td> <td>JOINT-PIN H10 POWER BOARD FASTENING CLIP</td> <td>2.000</td> <td>PZ</td> </tr> </table>	VM1747A0	JOINT-PIN H10 POWER BOARD FASTENING CLIP	2.000	PZ
VM1747A0	JOINT-PIN H10 POWER BOARD FASTENING CLIP	2.000	PZ						

VM1747A	JOINT-PIN H10 POWER BOARD FASTENING CLIP		KPE1075A		<table border="1"> <tr> <td>PE1075A0</td> <td></td> <td>1.000</td> <td>PZ</td> </tr> <tr> <td>V11850A0</td> <td>M4x6 NICKEL PLATED FIXING SCRE</td> <td>4.000</td> <td>PZ</td> </tr> <tr> <td>VM1746A0</td> <td>H10 M4 JOINT BOARD FASTENING CLIP</td> <td>2.000</td> <td>PZ</td> </tr> <tr> <td>VM1747A0</td> <td>JOINT-PIN H10 POWER BOARD FASTENING CLIP</td> <td>4.000</td> <td>PZ</td> </tr> </table>	PE1075A0		1.000	PZ	V11850A0	M4x6 NICKEL PLATED FIXING SCRE	4.000	PZ	VM1746A0	H10 M4 JOINT BOARD FASTENING CLIP	2.000	PZ	VM1747A0	JOINT-PIN H10 POWER BOARD FASTENING CLIP	4.000	PZ												
PE1075A0		1.000	PZ																														
V11850A0	M4x6 NICKEL PLATED FIXING SCRE	4.000	PZ																														
VM1746A0	H10 M4 JOINT BOARD FASTENING CLIP	2.000	PZ																														
VM1747A0	JOINT-PIN H10 POWER BOARD FASTENING CLIP	4.000	PZ																														
PE2038A	MIND.Maps PLUS POWER BOARD		KPE2038A	MIND.MAPS PLUS POWER BOARD KIT	<table border="1"> <tr> <td>IC1321A0</td> <td></td> <td>1.000</td> <td>PZ</td> </tr> <tr> <td>MOV0003A0</td> <td></td> <td>0.100</td> <td>PZ</td> </tr> <tr> <td>PE2038A0</td> <td>MIND.Maps PLUS POWER BOARD</td> <td>1.000</td> <td>PZ</td> </tr> <tr> <td>SC1015A0</td> <td></td> <td>1.000</td> <td>PZ</td> </tr> <tr> <td>V11850A0</td> <td>M4x6 NICKEL PLATED FIXING SCRE</td> <td>12.000</td> <td>PZ</td> </tr> <tr> <td>VM1745A0</td> <td>CARD SUPPORT</td> <td>12.000</td> <td>PZ</td> </tr> <tr> <td>VM2147A0</td> <td></td> <td>1.000</td> <td>PZ</td> </tr> </table>	IC1321A0		1.000	PZ	MOV0003A0		0.100	PZ	PE2038A0	MIND.Maps PLUS POWER BOARD	1.000	PZ	SC1015A0		1.000	PZ	V11850A0	M4x6 NICKEL PLATED FIXING SCRE	12.000	PZ	VM1745A0	CARD SUPPORT	12.000	PZ	VM2147A0		1.000	PZ
IC1321A0		1.000	PZ																														
MOV0003A0		0.100	PZ																														
PE2038A0	MIND.Maps PLUS POWER BOARD	1.000	PZ																														
SC1015A0		1.000	PZ																														
V11850A0	M4x6 NICKEL PLATED FIXING SCRE	12.000	PZ																														
VM1745A0	CARD SUPPORT	12.000	PZ																														
VM2147A0		1.000	PZ																														
VM1745A	CARD SUPPORT		XEC005	MIND.Maps UNOX.LINK + COOK.CODE SCANNER	<table border="1"> <tr> <td>0H7024A0</td> <td>BARCODE WELDED SUPPORT</td> <td>1.000</td> <td>PZ</td> </tr> <tr> <td>CE1065A0</td> <td>4x0.5 MICROFIT WIRE 4P-500mm-MIC ROFIT4P</td> <td>1.000</td> <td>PZ</td> </tr> <tr> <td>CE1830A0</td> <td>BAR CODE CABLE</td> <td>1.000</td> <td>PZ</td> </tr> <tr> <td>PE2050A0</td> <td>MM SOUS VIDE AND COOKCODE PROBE BOAR</td> <td>1.000</td> <td>PZ</td> </tr> <tr> <td>V11220A1</td> <td>4,2x12 TCB SELF-TAPPIN G SCREW</td> <td>1.000</td> <td>PZ</td> </tr> <tr> <td>V11850A0</td> <td>M4x6 NICKEL PLATED FIXING SCRE</td> <td>4.000</td> <td>PZ</td> </tr> <tr> <td>V11950A0</td> <td>ST. STEEL 4,2X13 TCB SELF-DRILLIN G SCREW</td> <td>3.000</td> <td>PZ</td> </tr> </table>	0H7024A0	BARCODE WELDED SUPPORT	1.000	PZ	CE1065A0	4x0.5 MICROFIT WIRE 4P-500mm-MIC ROFIT4P	1.000	PZ	CE1830A0	BAR CODE CABLE	1.000	PZ	PE2050A0	MM SOUS VIDE AND COOKCODE PROBE BOAR	1.000	PZ	V11220A1	4,2x12 TCB SELF-TAPPIN G SCREW	1.000	PZ	V11850A0	M4x6 NICKEL PLATED FIXING SCRE	4.000	PZ	V11950A0	ST. STEEL 4,2X13 TCB SELF-DRILLIN G SCREW	3.000	PZ
0H7024A0	BARCODE WELDED SUPPORT	1.000	PZ																														
CE1065A0	4x0.5 MICROFIT WIRE 4P-500mm-MIC ROFIT4P	1.000	PZ																														
CE1830A0	BAR CODE CABLE	1.000	PZ																														
PE2050A0	MM SOUS VIDE AND COOKCODE PROBE BOAR	1.000	PZ																														
V11220A1	4,2x12 TCB SELF-TAPPIN G SCREW	1.000	PZ																														
V11850A0	M4x6 NICKEL PLATED FIXING SCRE	4.000	PZ																														
V11950A0	ST. STEEL 4,2X13 TCB SELF-DRILLIN G SCREW	3.000	PZ																														

VM1745A	CARD SUPPORT		XEC005	MIND.Maps UNOX.LINK + COOK.CODE SCANNER	<table border="1"> <tr> <td>VI1988A0</td> <td>AUTOTHREAD ING SCREW 4,2x19 TCB+ INOX</td> <td>6.000</td> <td>PZ</td> </tr> <tr> <td>VM1745A0</td> <td>CARD SUPPORT</td> <td>4.000</td> <td>PZ</td> </tr> <tr> <td>VM2061A0</td> <td>ACCESSORIES CABLES WALL PASSING</td> <td>1.000</td> <td>PZ</td> </tr> <tr> <td>VM2178A0</td> <td>BAR CODE DATALOGIC TOUCH TD110</td> <td>1.000</td> <td>PZ</td> </tr> </table>	VI1988A0	AUTOTHREAD ING SCREW 4,2x19 TCB+ INOX	6.000	PZ	VM1745A0	CARD SUPPORT	4.000	PZ	VM2061A0	ACCESSORIES CABLES WALL PASSING	1.000	PZ	VM2178A0	BAR CODE DATALOGIC TOUCH TD110	1.000	PZ																	
			VI1988A0	AUTOTHREAD ING SCREW 4,2x19 TCB+ INOX	6.000	PZ																																
			VM1745A0	CARD SUPPORT	4.000	PZ																																
VM2061A0	ACCESSORIES CABLES WALL PASSING	1.000	PZ																																			
VM2178A0	BAR CODE DATALOGIC TOUCH TD110	1.000	PZ																																			
XEC004	MIND.Maps UNOX.LINK +SOUS-VIDE PROBE KIT	<table border="1"> <tr> <td>0H7386B0</td> <td>SOUS VIDE PROBE BOARD SUPPORT</td> <td>1.000</td> <td>PZ</td> </tr> <tr> <td>CE1065A0</td> <td>4x0.5 MICROFIT WIRE 4P-500mm-MIC ROFIT4P</td> <td>1.000</td> <td>PZ</td> </tr> <tr> <td>PE2050A0</td> <td>MM SOUS VIDE AND COOKCODE PROBE BOAR</td> <td>1.000</td> <td>PZ</td> </tr> <tr> <td>TR1065A1</td> <td></td> <td>1.000</td> <td>PZ</td> </tr> <tr> <td>VI1220A1</td> <td>4,2x12 TCB SELF-TAPPIN G SCREW</td> <td>1.000</td> <td>PZ</td> </tr> <tr> <td>VI1850A0</td> <td>M4x6 NICKEL PLATED FIXING SCRE</td> <td>4.000</td> <td>PZ</td> </tr> <tr> <td>VM1745A0</td> <td>CARD SUPPORT</td> <td>4.000</td> <td>PZ</td> </tr> <tr> <td>VM2055A0</td> <td>UPPER WALL PASSING ACCESSORY CABLES</td> <td>1.000</td> <td>PZ</td> </tr> <tr> <td>VM2056A0</td> <td>LOWER WALL PASSING ACCESSORY CABLES</td> <td>1.000</td> <td>PZ</td> </tr> </table>	0H7386B0	SOUS VIDE PROBE BOARD SUPPORT	1.000	PZ	CE1065A0	4x0.5 MICROFIT WIRE 4P-500mm-MIC ROFIT4P	1.000	PZ	PE2050A0	MM SOUS VIDE AND COOKCODE PROBE BOAR	1.000	PZ	TR1065A1		1.000	PZ	VI1220A1	4,2x12 TCB SELF-TAPPIN G SCREW	1.000	PZ	VI1850A0	M4x6 NICKEL PLATED FIXING SCRE	4.000	PZ	VM1745A0	CARD SUPPORT	4.000	PZ	VM2055A0	UPPER WALL PASSING ACCESSORY CABLES	1.000	PZ	VM2056A0	LOWER WALL PASSING ACCESSORY CABLES	1.000	PZ
0H7386B0	SOUS VIDE PROBE BOARD SUPPORT	1.000	PZ																																			
CE1065A0	4x0.5 MICROFIT WIRE 4P-500mm-MIC ROFIT4P	1.000	PZ																																			
PE2050A0	MM SOUS VIDE AND COOKCODE PROBE BOAR	1.000	PZ																																			
TR1065A1		1.000	PZ																																			
VI1220A1	4,2x12 TCB SELF-TAPPIN G SCREW	1.000	PZ																																			
VI1850A0	M4x6 NICKEL PLATED FIXING SCRE	4.000	PZ																																			
VM1745A0	CARD SUPPORT	4.000	PZ																																			
VM2055A0	UPPER WALL PASSING ACCESSORY CABLES	1.000	PZ																																			
VM2056A0	LOWER WALL PASSING ACCESSORY CABLES	1.000	PZ																																			
XEC001	UNOX.Link ETHERNET CONNECTION ONE/PLUS	<table border="1"> <tr> <td>0H7386B0</td> <td>SOUS VIDE PROBE BOARD SUPPORT</td> <td>1.000</td> <td>PZ</td> </tr> <tr> <td>0H7451A0</td> <td>LAN SUPPORT PLATE</td> <td>1.000</td> <td>PZ</td> </tr> </table>	0H7386B0	SOUS VIDE PROBE BOARD SUPPORT	1.000	PZ	0H7451A0	LAN SUPPORT PLATE	1.000	PZ																												
0H7386B0	SOUS VIDE PROBE BOARD SUPPORT	1.000	PZ																																			
0H7451A0	LAN SUPPORT PLATE	1.000	PZ																																			


VM1745A	CARD SUPPORT		XEC001	UNOX.Link ETHERNET CONNECTION ONE/PLUS	<table border="1"> <tr> <td>CE1065A0</td> <td>4x0.5 MICROFIT WIRE 4P-500mm-MIC ROFIT4P</td> <td>1.000</td> <td>PZ</td> </tr> <tr> <td>PE2052A0</td> <td>MM LAN CONNECTION BRIDGE</td> <td>1.000</td> <td>PZ</td> </tr> <tr> <td>VI1220A1</td> <td>4,2x12 TCB SELF-TAPPIN G SCREW</td> <td>2.000</td> <td>PZ</td> </tr> <tr> <td>VI1850A0</td> <td>M4x6 NICKEL PLATED FIXING SCRE</td> <td>6.000</td> <td>PZ</td> </tr> <tr> <td>VM1745A0</td> <td>CARD SUPPORT</td> <td>4.000</td> <td>PZ</td> </tr> </table>	CE1065A0	4x0.5 MICROFIT WIRE 4P-500mm-MIC ROFIT4P	1.000	PZ	PE2052A0	MM LAN CONNECTION BRIDGE	1.000	PZ	VI1220A1	4,2x12 TCB SELF-TAPPIN G SCREW	2.000	PZ	VI1850A0	M4x6 NICKEL PLATED FIXING SCRE	6.000	PZ	VM1745A0	CARD SUPPORT	4.000	PZ
			CE1065A0	4x0.5 MICROFIT WIRE 4P-500mm-MIC ROFIT4P	1.000	PZ																			
			PE2052A0	MM LAN CONNECTION BRIDGE	1.000	PZ																			
			VI1220A1	4,2x12 TCB SELF-TAPPIN G SCREW	2.000	PZ																			
			VI1850A0	M4x6 NICKEL PLATED FIXING SCRE	6.000	PZ																			
			VM1745A0	CARD SUPPORT	4.000	PZ																			
			KVM1745A	BOARD SUPPORT 10 PCS KIT	<table border="1"> <tr> <td>VM1224A0</td> <td></td> <td>200.000</td> <td>MM</td> </tr> <tr> <td>VM1745A0</td> <td>CARD SUPPORT</td> <td>10.000</td> <td>PC</td> </tr> </table>	VM1224A0		200.000	MM	VM1745A0	CARD SUPPORT	10.000	PC												
			VM1224A0		200.000	MM																			
			VM1745A0	CARD SUPPORT	10.000	PC																			
			KTM1001C	15 SEC BUZZER KIT	<table border="1"> <tr> <td>TM1001C3</td> <td>15 SEC 120/240V BUZZER KIT</td> <td>1.000</td> <td>PZ</td> </tr> <tr> <td>VI1220A1</td> <td>4,2x12 TCB SELF-TAPPIN G SCREW</td> <td>3.000</td> <td>PZ</td> </tr> <tr> <td>VI1850A0</td> <td>M4x6 NICKEL PLATED FIXING SCRE</td> <td>3.000</td> <td>PZ</td> </tr> <tr> <td>VM1745A0</td> <td>CARD SUPPORT</td> <td>3.000</td> <td>PZ</td> </tr> </table>	TM1001C3	15 SEC 120/240V BUZZER KIT	1.000	PZ	VI1220A1	4,2x12 TCB SELF-TAPPIN G SCREW	3.000	PZ	VI1850A0	M4x6 NICKEL PLATED FIXING SCRE	3.000	PZ	VM1745A0	CARD SUPPORT	3.000	PZ				
			TM1001C3	15 SEC 120/240V BUZZER KIT	1.000	PZ																			
			VI1220A1	4,2x12 TCB SELF-TAPPIN G SCREW	3.000	PZ																			
VI1850A0	M4x6 NICKEL PLATED FIXING SCRE	3.000	PZ																						
VM1745A0	CARD SUPPORT	3.000	PZ																						
KPE2143B	3 MOTORS POWER CARD+CORE PROBE KIT	<table border="1"> <tr> <td>PE2143B0</td> <td>POWER CARD 3 MOTOR L2 MM+PT1000</td> <td>1.000</td> <td>PZ</td> </tr> <tr> <td>VI1850A0</td> <td>M4x6 NICKEL PLATED FIXING SCRE</td> <td>8.000</td> <td>PZ</td> </tr> <tr> <td>VM1745A0</td> <td>CARD SUPPORT</td> <td>8.000</td> <td>PZ</td> </tr> </table>	PE2143B0	POWER CARD 3 MOTOR L2 MM+PT1000	1.000	PZ	VI1850A0	M4x6 NICKEL PLATED FIXING SCRE	8.000	PZ	VM1745A0	CARD SUPPORT	8.000	PZ											
PE2143B0	POWER CARD 3 MOTOR L2 MM+PT1000	1.000	PZ																						
VI1850A0	M4x6 NICKEL PLATED FIXING SCRE	8.000	PZ																						
VM1745A0	CARD SUPPORT	8.000	PZ																						
KPE2143A	3 MOTORS POWER CARD+CORE PROBE KIT	<table border="1"> <tr> <td>PE2143A0</td> <td>3 MOTORS POWER CARD+CORE PROBE</td> <td>1.000</td> <td>PZ</td> </tr> <tr> <td>VI1850A0</td> <td>M4x6 NICKEL PLATED FIXING SCRE</td> <td>8.000</td> <td>PZ</td> </tr> <tr> <td>VM1745A0</td> <td>CARD SUPPORT</td> <td>8.000</td> <td>PZ</td> </tr> </table>	PE2143A0	3 MOTORS POWER CARD+CORE PROBE	1.000	PZ	VI1850A0	M4x6 NICKEL PLATED FIXING SCRE	8.000	PZ	VM1745A0	CARD SUPPORT	8.000	PZ											
PE2143A0	3 MOTORS POWER CARD+CORE PROBE	1.000	PZ																						
VI1850A0	M4x6 NICKEL PLATED FIXING SCRE	8.000	PZ																						
VM1745A0	CARD SUPPORT	8.000	PZ																						




VM1745A	CARD SUPPORT		KPE2130A	PROOFER POWER BOARD KIT	<table border="1"> <tr> <td>CE1093A0</td> <td></td> <td>2.000</td> <td>PZ</td> </tr> <tr> <td>PE2130A0</td> <td>PROOFER POWER BOARD KIT</td> <td>1.000</td> <td>PZ</td> </tr> <tr> <td>PE2130A1</td> <td>PE2130A1</td> <td>1.000</td> <td>PZ</td> </tr> <tr> <td>VI1850A0</td> <td>M4x6 NICKEL PLATED FIXING SCRE</td> <td>4.000</td> <td>PZ</td> </tr> <tr> <td>VM1745A0</td> <td>CARD SUPPORT</td> <td>4.000</td> <td>PZ</td> </tr> </table>	CE1093A0		2.000	PZ	PE2130A0	PROOFER POWER BOARD KIT	1.000	PZ	PE2130A1	PE2130A1	1.000	PZ	VI1850A0	M4x6 NICKEL PLATED FIXING SCRE	4.000	PZ	VM1745A0	CARD SUPPORT	4.000	PZ
			CE1093A0		2.000	PZ																			
			PE2130A0	PROOFER POWER BOARD KIT	1.000	PZ																			
			PE2130A1	PE2130A1	1.000	PZ																			
			VI1850A0	M4x6 NICKEL PLATED FIXING SCRE	4.000	PZ																			
			VM1745A0	CARD SUPPORT	4.000	PZ																			
			KPE2129A	-B PROVER POWER BOARD KIT	<table border="1"> <tr> <td>PE2129A1</td> <td>PE2129A1</td> <td>1.000</td> <td>PZ</td> </tr> <tr> <td>VI1850A0</td> <td>M4x6 NICKEL PLATED FIXING SCRE</td> <td>3.000</td> <td>PZ</td> </tr> <tr> <td>VM1745A0</td> <td>CARD SUPPORT</td> <td>1.000</td> <td>PZ</td> </tr> </table>	PE2129A1	PE2129A1	1.000	PZ	VI1850A0	M4x6 NICKEL PLATED FIXING SCRE	3.000	PZ	VM1745A0	CARD SUPPORT	1.000	PZ								
			PE2129A1	PE2129A1	1.000	PZ																			
			VI1850A0	M4x6 NICKEL PLATED FIXING SCRE	3.000	PZ																			
			VM1745A0	CARD SUPPORT	1.000	PZ																			
			KPE2067A	MM PLUS MV POWER BOARD KIT	<table border="1"> <tr> <td>PE2067A0</td> <td>MM PLUS MV POWER BOAR</td> <td>1.000</td> <td>PZ</td> </tr> <tr> <td>VI1850A0</td> <td>M4x6 NICKEL PLATED FIXING SCRE</td> <td>12.000</td> <td>PZ</td> </tr> <tr> <td>VM1745A0</td> <td>CARD SUPPORT</td> <td>12.000</td> <td>PZ</td> </tr> </table>	PE2067A0	MM PLUS MV POWER BOAR	1.000	PZ	VI1850A0	M4x6 NICKEL PLATED FIXING SCRE	12.000	PZ	VM1745A0	CARD SUPPORT	12.000	PZ								
			PE2067A0	MM PLUS MV POWER BOAR	1.000	PZ																			
			VI1850A0	M4x6 NICKEL PLATED FIXING SCRE	12.000	PZ																			
			VM1745A0	CARD SUPPORT	12.000	PZ																			
			KPE2057A	MIND.Maps GAS FUMES BOARD KIT	<table border="1"> <tr> <td>CE1065A0</td> <td>4x0.5 MICROFIT WIRE 4P-500mm-MIC ROFIT4P</td> <td>1.000</td> <td>PZ</td> </tr> <tr> <td>PE2057A0</td> <td>MM BRIDGE FUMES THERMOCOUPLE</td> <td>1.000</td> <td>PZ</td> </tr> <tr> <td>VI1850A0</td> <td>M4x6 NICKEL PLATED FIXING SCRE</td> <td>4.000</td> <td>PZ</td> </tr> <tr> <td>VM1745A0</td> <td>CARD SUPPORT</td> <td>4.000</td> <td>PZ</td> </tr> </table>	CE1065A0	4x0.5 MICROFIT WIRE 4P-500mm-MIC ROFIT4P	1.000	PZ	PE2057A0	MM BRIDGE FUMES THERMOCOUPLE	1.000	PZ	VI1850A0	M4x6 NICKEL PLATED FIXING SCRE	4.000	PZ	VM1745A0	CARD SUPPORT	4.000	PZ				
CE1065A0	4x0.5 MICROFIT WIRE 4P-500mm-MIC ROFIT4P	1.000	PZ																						
PE2057A0	MM BRIDGE FUMES THERMOCOUPLE	1.000	PZ																						
VI1850A0	M4x6 NICKEL PLATED FIXING SCRE	4.000	PZ																						
VM1745A0	CARD SUPPORT	4.000	PZ																						
KPE2038A	MIND.MAPS PLUS POWER BOARD KIT	<table border="1"> <tr> <td>IC1321A0</td> <td></td> <td>1.000</td> <td>PZ</td> </tr> <tr> <td>MOV0003A0</td> <td></td> <td>0.100</td> <td>PZ</td> </tr> <tr> <td>PE2038A0</td> <td>MIND.Maps PLUS POWER BOARD</td> <td>1.000</td> <td>PZ</td> </tr> <tr> <td>SC1015A0</td> <td></td> <td>1.000</td> <td>PZ</td> </tr> <tr> <td>VI1850A0</td> <td>M4x6 NICKEL PLATED FIXING SCRE</td> <td>12.000</td> <td>PZ</td> </tr> </table>	IC1321A0		1.000	PZ	MOV0003A0		0.100	PZ	PE2038A0	MIND.Maps PLUS POWER BOARD	1.000	PZ	SC1015A0		1.000	PZ	VI1850A0	M4x6 NICKEL PLATED FIXING SCRE	12.000	PZ			
IC1321A0		1.000	PZ																						
MOV0003A0		0.100	PZ																						
PE2038A0	MIND.Maps PLUS POWER BOARD	1.000	PZ																						
SC1015A0		1.000	PZ																						
VI1850A0	M4x6 NICKEL PLATED FIXING SCRE	12.000	PZ																						

PLATON SERVICE  
 8 (800) 500-34-47  
 www.platonservice.com



VM1745A	CARD SUPPORT		KPE2038A	MIND.MAPS PLUS POWER BOARD KIT	<table border="1"> <tr> <td>VM1745A0</td> <td>CARD SUPPORT</td> <td>12.000</td> <td>PZ</td> </tr> <tr> <td>VM2147A0</td> <td></td> <td>1.000</td> <td>PZ</td> </tr> </table>	VM1745A0	CARD SUPPORT	12.000	PZ	VM2147A0		1.000	PZ																				
			VM1745A0	CARD SUPPORT	12.000	PZ																											
			VM2147A0		1.000	PZ																											
			KPE2037A	MIND.MAPS ONE POWER BOARD KIT	<table border="1"> <tr> <td>IC1306A0</td> <td></td> <td>1.000</td> <td>PC</td> </tr> <tr> <td>MOV0003A0</td> <td></td> <td>0.100</td> <td>PC</td> </tr> <tr> <td>PE2037A0</td> <td>MIND.Maps ONE POWER CARD</td> <td>1.000</td> <td>PC</td> </tr> <tr> <td>SC1015A0</td> <td></td> <td>1.000</td> <td>PC</td> </tr> <tr> <td>V11850A0</td> <td>M4x6 NICKEL PLATED FIXING SCRE</td> <td>9.000</td> <td>PC</td> </tr> <tr> <td>VM1745A0</td> <td>CARD SUPPORT</td> <td>9.000</td> <td>PC</td> </tr> <tr> <td>VM2147A0</td> <td></td> <td>1.000</td> <td>PC</td> </tr> </table>	IC1306A0		1.000	PC	MOV0003A0		0.100	PC	PE2037A0	MIND.Maps ONE POWER CARD	1.000	PC	SC1015A0		1.000	PC	V11850A0	M4x6 NICKEL PLATED FIXING SCRE	9.000	PC	VM1745A0	CARD SUPPORT	9.000	PC	VM2147A0		1.000	PC
			IC1306A0		1.000	PC																											
MOV0003A0		0.100	PC																														
PE2037A0	MIND.Maps ONE POWER CARD	1.000	PC																														
SC1015A0		1.000	PC																														
V11850A0	M4x6 NICKEL PLATED FIXING SCRE	9.000	PC																														
VM1745A0	CARD SUPPORT	9.000	PC																														
VM2147A0		1.000	PC																														
KPE2022A	MIND.MAPS 120 PREMIX GAS POWER CARD KIT	<table border="1"> <tr> <td>PE2022A0</td> <td>POWER BOARD MM GAS PREMIX 120V</td> <td>1.000</td> <td>PZ</td> </tr> <tr> <td>V11850A0</td> <td>M4x6 NICKEL PLATED FIXING SCRE</td> <td>12.000</td> <td>PZ</td> </tr> <tr> <td>VM1745A0</td> <td>CARD SUPPORT</td> <td>12.000</td> <td>PZ</td> </tr> </table>	PE2022A0	POWER BOARD MM GAS PREMIX 120V	1.000	PZ	V11850A0	M4x6 NICKEL PLATED FIXING SCRE	12.000	PZ	VM1745A0	CARD SUPPORT	12.000	PZ																			
PE2022A0	POWER BOARD MM GAS PREMIX 120V	1.000	PZ																														
V11850A0	M4x6 NICKEL PLATED FIXING SCRE	12.000	PZ																														
VM1745A0	CARD SUPPORT	12.000	PZ																														
KPE2021C	MM GAS EU POWER BOARD KIT	<table border="1"> <tr> <td>PE2021C0</td> <td>MM EU GAS POWER BOAR</td> <td>1.000</td> <td>PZ</td> </tr> <tr> <td>V11850A0</td> <td>M4x6 NICKEL PLATED FIXING SCRE</td> <td>12.000</td> <td>PZ</td> </tr> <tr> <td>VM1745A0</td> <td>CARD SUPPORT</td> <td>12.000</td> <td>PZ</td> </tr> </table>	PE2021C0	MM EU GAS POWER BOAR	1.000	PZ	V11850A0	M4x6 NICKEL PLATED FIXING SCRE	12.000	PZ	VM1745A0	CARD SUPPORT	12.000	PZ																			
PE2021C0	MM EU GAS POWER BOAR	1.000	PZ																														
V11850A0	M4x6 NICKEL PLATED FIXING SCRE	12.000	PZ																														
VM1745A0	CARD SUPPORT	12.000	PZ																														
KPE2019A	LINEMISS TOP/MATIC POWER BOARD KIT	<table border="1"> <tr> <td>PE2019A1</td> <td>LINEMISS TOP POWER BOARD KIT</td> <td>1.000</td> <td>PZ</td> </tr> <tr> <td>V11850A0</td> <td>M4x6 NICKEL PLATED FIXING SCRE</td> <td>7.000</td> <td>PZ</td> </tr> <tr> <td>VM1745A0</td> <td>CARD SUPPORT</td> <td>6.000</td> <td>PZ</td> </tr> </table>	PE2019A1	LINEMISS TOP POWER BOARD KIT	1.000	PZ	V11850A0	M4x6 NICKEL PLATED FIXING SCRE	7.000	PZ	VM1745A0	CARD SUPPORT	6.000	PZ																			
PE2019A1	LINEMISS TOP POWER BOARD KIT	1.000	PZ																														
V11850A0	M4x6 NICKEL PLATED FIXING SCRE	7.000	PZ																														
VM1745A0	CARD SUPPORT	6.000	PZ																														
KPE1984A	ELECTRIC LOCKING SYSTEM BOARD KIT	<table border="1"> <tr> <td>PE1984A0</td> <td>LineMiss MATIC ELECTRIC LOCKING CAR</td> <td>1.000</td> <td>PZ</td> </tr> </table>	PE1984A0	LineMiss MATIC ELECTRIC LOCKING CAR	1.000	PZ																											
PE1984A0	LineMiss MATIC ELECTRIC LOCKING CAR	1.000	PZ																														




VM1745A	CARD SUPPORT		KPE1984A	ELECTRIC LOCKING SYSTEM BOARD KIT	<table border="1"> <tr> <td>VI1850A0</td> <td>M4x6 NICKEL PLATED FIXING SCRE</td> <td>2.000</td> <td>PZ</td> </tr> <tr> <td>VM1745A0</td> <td>CARD SUPPORT</td> <td>4.000</td> <td>PZ</td> </tr> </table>	VI1850A0	M4x6 NICKEL PLATED FIXING SCRE	2.000	PZ	VM1745A0	CARD SUPPORT	4.000	PZ								
VI1850A0	M4x6 NICKEL PLATED FIXING SCRE	2.000	PZ																		
VM1745A0	CARD SUPPORT	4.000	PZ																		
			KPE1983B	LM 230V POWER BOARD KIT	<table border="1"> <tr> <td>PE1983B1</td> <td>LMiss DYNAMIC 230V POWER BOARD</td> <td>1.000</td> <td>PZ</td> </tr> <tr> <td>VI1850A0</td> <td>M4x6 NICKEL PLATED FIXING SCRE</td> <td>7.000</td> <td>PZ</td> </tr> <tr> <td>VM1745A0</td> <td>CARD SUPPORT</td> <td>6.000</td> <td>PZ</td> </tr> </table>	PE1983B1	LMiss DYNAMIC 230V POWER BOARD	1.000	PZ	VI1850A0	M4x6 NICKEL PLATED FIXING SCRE	7.000	PZ	VM1745A0	CARD SUPPORT	6.000	PZ				
PE1983B1	LMiss DYNAMIC 230V POWER BOARD	1.000	PZ																		
VI1850A0	M4x6 NICKEL PLATED FIXING SCRE	7.000	PZ																		
VM1745A0	CARD SUPPORT	6.000	PZ																		
			KPE1968C	HOLDING CABINET PC BOARD KIT	<table border="1"> <tr> <td>PE1968C1</td> <td>Tsic MECH.HOLDIN G CABINET PC BOARD</td> <td>1.000</td> <td>PZ</td> </tr> <tr> <td>VI1850A0</td> <td>M4x6 NICKEL PLATED FIXING SCRE</td> <td>7.000</td> <td>PZ</td> </tr> <tr> <td>VM1745A0</td> <td>CARD SUPPORT</td> <td>6.000</td> <td>PZ</td> </tr> </table>	PE1968C1	Tsic MECH.HOLDIN G CABINET PC BOARD	1.000	PZ	VI1850A0	M4x6 NICKEL PLATED FIXING SCRE	7.000	PZ	VM1745A0	CARD SUPPORT	6.000	PZ				
PE1968C1	Tsic MECH.HOLDIN G CABINET PC BOARD	1.000	PZ																		
VI1850A0	M4x6 NICKEL PLATED FIXING SCRE	7.000	PZ																		
VM1745A0	CARD SUPPORT	6.000	PZ																		
			KPE1960B	Tsic MECH. DECK OVEN POWER BOARD KIT	<table border="1"> <tr> <td>PE1960B1</td> <td>DECK OVEN POWER BOAR</td> <td>1.000</td> <td>PZ</td> </tr> <tr> <td>VI1850A0</td> <td>M4x6 NICKEL PLATED FIXING SCRE</td> <td>6.000</td> <td>PZ</td> </tr> <tr> <td>VM1745A0</td> <td>CARD SUPPORT</td> <td>6.000</td> <td>PZ</td> </tr> </table>	PE1960B1	DECK OVEN POWER BOAR	1.000	PZ	VI1850A0	M4x6 NICKEL PLATED FIXING SCRE	6.000	PZ	VM1745A0	CARD SUPPORT	6.000	PZ				
PE1960B1	DECK OVEN POWER BOAR	1.000	PZ																		
VI1850A0	M4x6 NICKEL PLATED FIXING SCRE	6.000	PZ																		
VM1745A0	CARD SUPPORT	6.000	PZ																		
			KPE1956D	HOOD POWER BOARD + THERMOSTAT KIT	<table border="1"> <tr> <td>PE1956D1</td> <td>E SERIES CHEFTOP-BAK ERTOP POWER CARD</td> <td>1.000</td> <td>PZ</td> </tr> <tr> <td>PE1956D2</td> <td></td> <td>1.000</td> <td>PZ</td> </tr> <tr> <td>VI1850A0</td> <td>M4x6 NICKEL PLATED FIXING SCRE</td> <td>7.000</td> <td>PZ</td> </tr> <tr> <td>VM1745A0</td> <td>CARD SUPPORT</td> <td>7.000</td> <td>PZ</td> </tr> </table>	PE1956D1	E SERIES CHEFTOP-BAK ERTOP POWER CARD	1.000	PZ	PE1956D2		1.000	PZ	VI1850A0	M4x6 NICKEL PLATED FIXING SCRE	7.000	PZ	VM1745A0	CARD SUPPORT	7.000	PZ
PE1956D1	E SERIES CHEFTOP-BAK ERTOP POWER CARD	1.000	PZ																		
PE1956D2		1.000	PZ																		
VI1850A0	M4x6 NICKEL PLATED FIXING SCRE	7.000	PZ																		
VM1745A0	CARD SUPPORT	7.000	PZ																		
			KPE1810B	CL BL POWER BOARD KIT	<table border="1"> <tr> <td>PE1810B0</td> <td>BAKERLUX POWER CARD</td> <td>1.000</td> <td>PZ</td> </tr> </table>	PE1810B0	BAKERLUX POWER CARD	1.000	PZ												
PE1810B0	BAKERLUX POWER CARD	1.000	PZ																		


VM1745A	CARD SUPPORT		KPE1810B	CL BL POWER BOARD KIT	VI1850A0 M4x6 NICKEL PLATED FIXING SCRE 7.000 PZ VM1745A0 CARD SUPPORT 7.000 PZ
			KPE1783A	120Vac 12Vcc 1.5VA POWER SUPPLY KIT	PE1783A0 120Vac 12Vcc 1.5VA POWER SUPPLY 1.000 PZ VM1745A0 CARD SUPPORT 4.000 PZ
			KPE1782A	LED BAR 200-240Vac 12Vcc TRANSFORMER KIT	PE1782A0 200-240Vac 12Vcc 6VA POWER SUPPLY 1.000 PZ VM1745A0 CARD SUPPORT 4.000 PZ
			KPE1781A	240Vac 12Vcc 1.5VA POWER SUPPLY KIT	PE1781A0 200-240Vac 12Vcc 1,5VA POWER SUPPLY 1.000 PZ VM1745A0 CARD SUPPORT 4.000 PZ
			KPE1780A	BUS POWER SUPPLY BOARD KIT 230V 50/60HZ	PE1780A0 CARDBUS 230V 50/60HZ 1.000 PZ VI1850A0 M4x6 NICKEL PLATED FIXING SCRE 4.000 PZ VM1745A0 CARD SUPPORT 4.000 PZ
			KPE1285B	SADA VYKONOVA EL XCH030	PE1285B0 POWER CARD XCH030 230V 1.000 PZ VI1850A0 M4x6 NICKEL PLATED FIXING SCRE 4.000 PZ VM1745A0 CARD SUPPORT 4.000 PZ
			KPE1065B	LINEMISS PROVER POWER CARD	PE1065B0 Line Miss PROVER CONTROL CARD 1.000 PZ





VM1745A	CARD SUPPORT		KPE1065B	LINEMISS PROVER POWER CARD	<table border="1"> <tr> <td>VI1850A0</td> <td>M4x6 NICKEL PLATED FIXING SCRE</td> <td>4.000</td> <td>PZ</td> </tr> <tr> <td>VM1745A0</td> <td>CARD SUPPORT</td> <td>4.000</td> <td>PZ</td> </tr> </table>	VI1850A0	M4x6 NICKEL PLATED FIXING SCRE	4.000	PZ	VM1745A0	CARD SUPPORT	4.000	PZ																	
			VI1850A0	M4x6 NICKEL PLATED FIXING SCRE	4.000	PZ																								
VM1745A0	CARD SUPPORT	4.000	PZ																											
KPE0002A	SBUX XP010ER-SB BOARDS UPGRADE KIT	<table border="1"> <tr> <td>CE1786B0</td> <td>XP CONTROL-POWER CARD CONNECTING CABLE</td> <td>1.000</td> <td>PZ</td> </tr> <tr> <td>PE1645B0</td> <td>12VDC Ø42MM EXTERNAL BUZZER</td> <td>1.000</td> <td>PZ</td> </tr> <tr> <td>PE1790C0</td> <td>SpidoCook POWER CARD</td> <td>1.000</td> <td>PZ</td> </tr> <tr> <td>PE1986B1</td> <td>SB SPIDOCOOK CONTROL BOARD</td> <td>1.000</td> <td>PZ</td> </tr> <tr> <td>VI1951A0</td> <td>ZINC PLATED BLACK CROSS SCREW 3,5x16</td> <td>3.000</td> <td>PZ</td> </tr> <tr> <td>VM1745A0</td> <td>CARD SUPPORT</td> <td>7.000</td> <td>PZ</td> </tr> <tr> <td>VM2022A0</td> <td>DIGITAL XP WIRING COVE</td> <td>1.000</td> <td>PZ</td> </tr> </table>	CE1786B0	XP CONTROL-POWER CARD CONNECTING CABLE	1.000	PZ	PE1645B0	12VDC Ø42MM EXTERNAL BUZZER	1.000	PZ	PE1790C0	SpidoCook POWER CARD	1.000	PZ	PE1986B1	SB SPIDOCOOK CONTROL BOARD	1.000	PZ	VI1951A0	ZINC PLATED BLACK CROSS SCREW 3,5x16	3.000	PZ	VM1745A0	CARD SUPPORT	7.000	PZ	VM2022A0	DIGITAL XP WIRING COVE	1.000	PZ
CE1786B0	XP CONTROL-POWER CARD CONNECTING CABLE	1.000	PZ																											
PE1645B0	12VDC Ø42MM EXTERNAL BUZZER	1.000	PZ																											
PE1790C0	SpidoCook POWER CARD	1.000	PZ																											
PE1986B1	SB SPIDOCOOK CONTROL BOARD	1.000	PZ																											
VI1951A0	ZINC PLATED BLACK CROSS SCREW 3,5x16	3.000	PZ																											
VM1745A0	CARD SUPPORT	7.000	PZ																											
VM2022A0	DIGITAL XP WIRING COVE	1.000	PZ																											
KPE0001A	SPIDOCOOK DIGITAL CARDS REPLACEMENT KIT	<table border="1"> <tr> <td>CE1786B0</td> <td>XP CONTROL-POWER CARD CONNECTING CABLE</td> <td>1.000</td> <td>PZ</td> </tr> <tr> <td>PE1790B0</td> <td>SPIDOCOOK POWER CARD</td> <td>1.000</td> <td>PZ</td> </tr> <tr> <td>PE2028A0</td> <td>SpidoCook 4 PROGRAMS CONTROL BOARD</td> <td>1.000</td> <td>PZ</td> </tr> <tr> <td>VI1951A0</td> <td>ZINC PLATED BLACK CROSS SCREW 3,5x16</td> <td>3.000</td> <td>PZ</td> </tr> <tr> <td>VM1745A0</td> <td>CARD SUPPORT</td> <td>7.000</td> <td>PZ</td> </tr> <tr> <td>VM2022A0</td> <td>DIGITAL XP WIRING COVE</td> <td>1.000</td> <td>PZ</td> </tr> </table>	CE1786B0	XP CONTROL-POWER CARD CONNECTING CABLE	1.000	PZ	PE1790B0	SPIDOCOOK POWER CARD	1.000	PZ	PE2028A0	SpidoCook 4 PROGRAMS CONTROL BOARD	1.000	PZ	VI1951A0	ZINC PLATED BLACK CROSS SCREW 3,5x16	3.000	PZ	VM1745A0	CARD SUPPORT	7.000	PZ	VM2022A0	DIGITAL XP WIRING COVE	1.000	PZ				
CE1786B0	XP CONTROL-POWER CARD CONNECTING CABLE	1.000	PZ																											
PE1790B0	SPIDOCOOK POWER CARD	1.000	PZ																											
PE2028A0	SpidoCook 4 PROGRAMS CONTROL BOARD	1.000	PZ																											
VI1951A0	ZINC PLATED BLACK CROSS SCREW 3,5x16	3.000	PZ																											
VM1745A0	CARD SUPPORT	7.000	PZ																											
VM2022A0	DIGITAL XP WIRING COVE	1.000	PZ																											

CE1355A	CABLE 5 X 2,5 MMQ H07RNF L = 1,5 MT		KCE1355A	L=1.5M 5x2.5mmq POWER CABLE KIT	<table border="1"> <tbody> <tr> <td>CE1355A1</td> <td>CABLE 5 X 2,5 MMQ H07RNF L = 1,5 MT</td> <td>1.000</td> <td>PZ</td> </tr> <tr> <td>VM1224A0</td> <td></td> <td>350.000</td> <td>MM</td> </tr> </tbody> </table>	CE1355A1	CABLE 5 X 2,5 MMQ H07RNF L = 1,5 MT	1.000	PZ	VM1224A0		350.000	MM																
CE1355A1	CABLE 5 X 2,5 MMQ H07RNF L = 1,5 MT	1.000	PZ																										
VM1224A0		350.000	MM																										
CN1003A	6,3 Uf MOTOR CAPACITOR		KCN1003A	6,3 uF MOTOR CAPACITOR KIT	<table border="1"> <tbody> <tr> <td>CN1003A0</td> <td>6,3 Uf MOTOR CAPACITOR</td> <td>1.000</td> <td>PZ</td> </tr> <tr> <td>VI1931A0</td> <td>M8 NUT+INDENTE D WASHER D=8 x COND.</td> <td>1.000</td> <td>PZ</td> </tr> <tr> <td>VI1932A0</td> <td>M8 NUT+INDENTE D WASHER D=8 x COND.</td> <td>1.000</td> <td>PZ</td> </tr> <tr> <td>VM1224A0</td> <td></td> <td>150.000</td> <td>MM</td> </tr> </tbody> </table>	CN1003A0	6,3 Uf MOTOR CAPACITOR	1.000	PZ	VI1931A0	M8 NUT+INDENTE D WASHER D=8 x COND.	1.000	PZ	VI1932A0	M8 NUT+INDENTE D WASHER D=8 x COND.	1.000	PZ	VM1224A0		150.000	MM								
CN1003A0	6,3 Uf MOTOR CAPACITOR	1.000	PZ																										
VI1931A0	M8 NUT+INDENTE D WASHER D=8 x COND.	1.000	PZ																										
VI1932A0	M8 NUT+INDENTE D WASHER D=8 x COND.	1.000	PZ																										
VM1224A0		150.000	MM																										
MR1004A	41A 450V 7 POLES TERMINAL		KMR1004A	7FTW 1+2+3/4+5+6 TERMINAL BLOCK KIT	<table border="1"> <tbody> <tr> <td>MR1004A1</td> <td>41A 450V 7 POLES TERMINAL</td> <td>1.000</td> <td>PZ</td> </tr> <tr> <td>NA1100A0</td> <td></td> <td>1.000</td> <td>PZ</td> </tr> <tr> <td>VM1224A0</td> <td></td> <td>200.000</td> <td>MM</td> </tr> </tbody> </table>	MR1004A1	41A 450V 7 POLES TERMINAL	1.000	PZ	NA1100A0		1.000	PZ	VM1224A0		200.000	MM												
MR1004A1	41A 450V 7 POLES TERMINAL	1.000	PZ																										
NA1100A0		1.000	PZ																										
VM1224A0		200.000	MM																										
VE1026A	230-21-12Vac 80VA TRANSFORMER		KVE1026A	230-21-12vac 90VA TRANSFORMER KIT	<table border="1"> <tbody> <tr> <td>IC1298A0</td> <td></td> <td>1.000</td> <td>PZ</td> </tr> <tr> <td>MOV0012A0</td> <td></td> <td>0.100</td> <td>PZ</td> </tr> <tr> <td>NA1100A0</td> <td></td> <td>1.000</td> <td>PZ</td> </tr> <tr> <td>SC1015A0</td> <td></td> <td>1.000</td> <td>PZ</td> </tr> <tr> <td>VE1026A0</td> <td>230-21-12Vac 80VA TRANSFORME</td> <td>1.000</td> <td>PZ</td> </tr> <tr> <td>VI1950A0</td> <td>ST. STEEL 4,2X13 TCB SELF-DRILLIN G SCREW</td> <td>4.000</td> <td>PZ</td> </tr> </tbody> </table>	IC1298A0		1.000	PZ	MOV0012A0		0.100	PZ	NA1100A0		1.000	PZ	SC1015A0		1.000	PZ	VE1026A0	230-21-12Vac 80VA TRANSFORME	1.000	PZ	VI1950A0	ST. STEEL 4,2X13 TCB SELF-DRILLIN G SCREW	4.000	PZ
IC1298A0		1.000	PZ																										
MOV0012A0		0.100	PZ																										
NA1100A0		1.000	PZ																										
SC1015A0		1.000	PZ																										
VE1026A0	230-21-12Vac 80VA TRANSFORME	1.000	PZ																										
VI1950A0	ST. STEEL 4,2X13 TCB SELF-DRILLIN G SCREW	4.000	PZ																										
VE1628A	REDUCED STRAIN RELIEF PG 48		KVE1628A	CABLE GLAND + PG 48 NUT KIT	<table border="1"> <tbody> <tr> <td>VE1628A0</td> <td>REDUCED STRAIN RELIEF PG 48</td> <td>1.000</td> <td>PZ</td> </tr> <tr> <td>VE1629A0</td> <td>STRAIN RELIEF NUT PG 48</td> <td>1.000</td> <td>PZ</td> </tr> </tbody> </table>	VE1628A0	REDUCED STRAIN RELIEF PG 48	1.000	PZ	VE1629A0	STRAIN RELIEF NUT PG 48	1.000	PZ																
VE1628A0	REDUCED STRAIN RELIEF PG 48	1.000	PZ																										
VE1629A0	STRAIN RELIEF NUT PG 48	1.000	PZ																										

VE1629A	STRAIN RELIEF NUT PG 48		VE1629A0	STRAIN RELIEF NUT PG 48	



PLATON SERVICE

8 (800) 500-34-47

www.platonservice.com